

US00D503861S

(12) **United States Design Patent**
Sellers

(10) **Patent No.:** **US D503,861 S**

(45) **Date of Patent:** **** Apr. 12, 2005**

(54) **RATTAN PLANT STAND**

D478,735 S * 8/2003 Sellers D6/403
D481,885 S * 11/2003 Sellers D6/403

(76) **Inventor:** **Kathleen R. Sellers**, 3594 S. Ocean
Blvd., #301, Highland Beach, FL (US)
33487

* cited by examiner

Primary Examiner—Mimosa De
(74) *Attorney, Agent, or Firm*—Malin, Haley & DiMaggio,
P.A.

(**) **Term:** **14 Years**

(57) **CLAIM**

(21) **Appl. No.:** **29/201,261**

The ornamental design for a rattan plant stand, as shown and described.

(22) **Filed:** **Mar. 12, 2004**

(51) **LOC (7) Cl.** **06-04**

(52) **U.S. Cl.** **D6/403**

(58) **Field of Search** D6/403–405, 556;
D7/388, 409; D11/143, 144, 152–154; D3/306;
248/27.8; 47/39, 40, 65.5, 66.6, 67; 206/423;
211/85.23, 85.31; 217/122; 223/107

DESCRIPTION

FIG. 1 is a perspective view of a rattan plant stand, in accordance with my new design;
FIG. 2 is a top plan view of the rattan plant stand of FIG. 1;
FIG. 3 is a first bottom plan view of the rattan plant stand of FIG. 1;
FIG. 4 is a second bottom plan view of the rattan plant stand of FIG. 1 with the leg stand rotated in an alternate position than that shown in FIG. 3;
FIG. 5 is a bottom plan view of a plant saucer for the rattan plant stand of FIG. 1 shown separately from the leg stand for ease of illustration view thereof;
FIG. 6 is a bottom plan view of a leg assembly of the rattan plant stand of FIG. 1 shown separately from the rattan saucer for ease of illustration; and,
FIG. 7 is a top plan view of the leg assembly of the rattan plant stand of FIG. 6.

(56) **References Cited**

U.S. PATENT DOCUMENTS

72,770 A * 12/1867 Woods et al. 211/85.31
799,405 A * 9/1905 Ryan 217/122
2,675,949 A * 4/1954 Severson 223/107
D216,270 S * 12/1969 Beckman D7/388
D304,121 S * 10/1989 Gabayno D3/306
D449,179 S * 10/2001 Sellers D6/403
6,517,035 B1 * 2/2003 Sellers 47/39

1 Claim, 7 Drawing Sheets






Figure 1




Figure 2

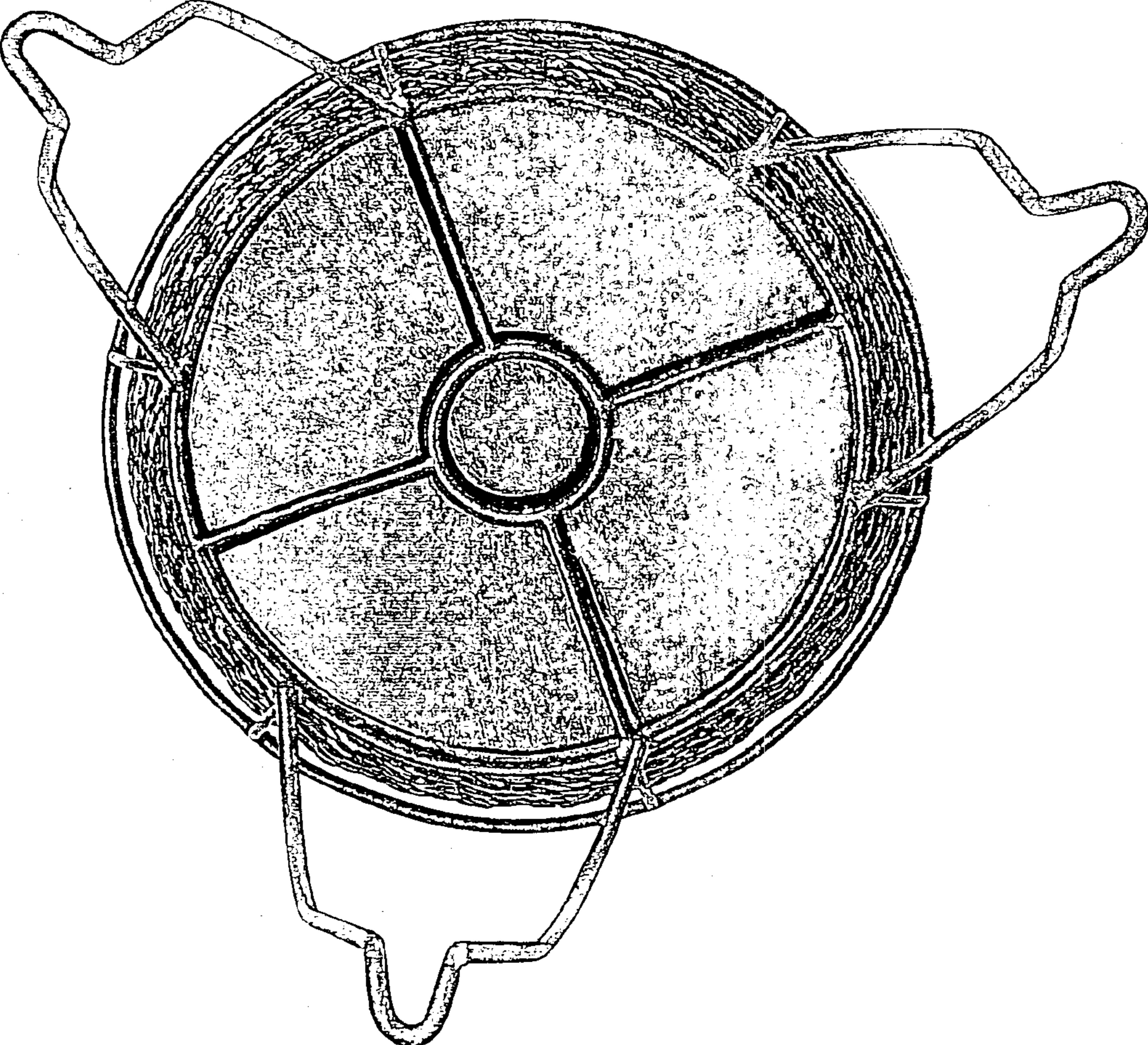


Figure 3

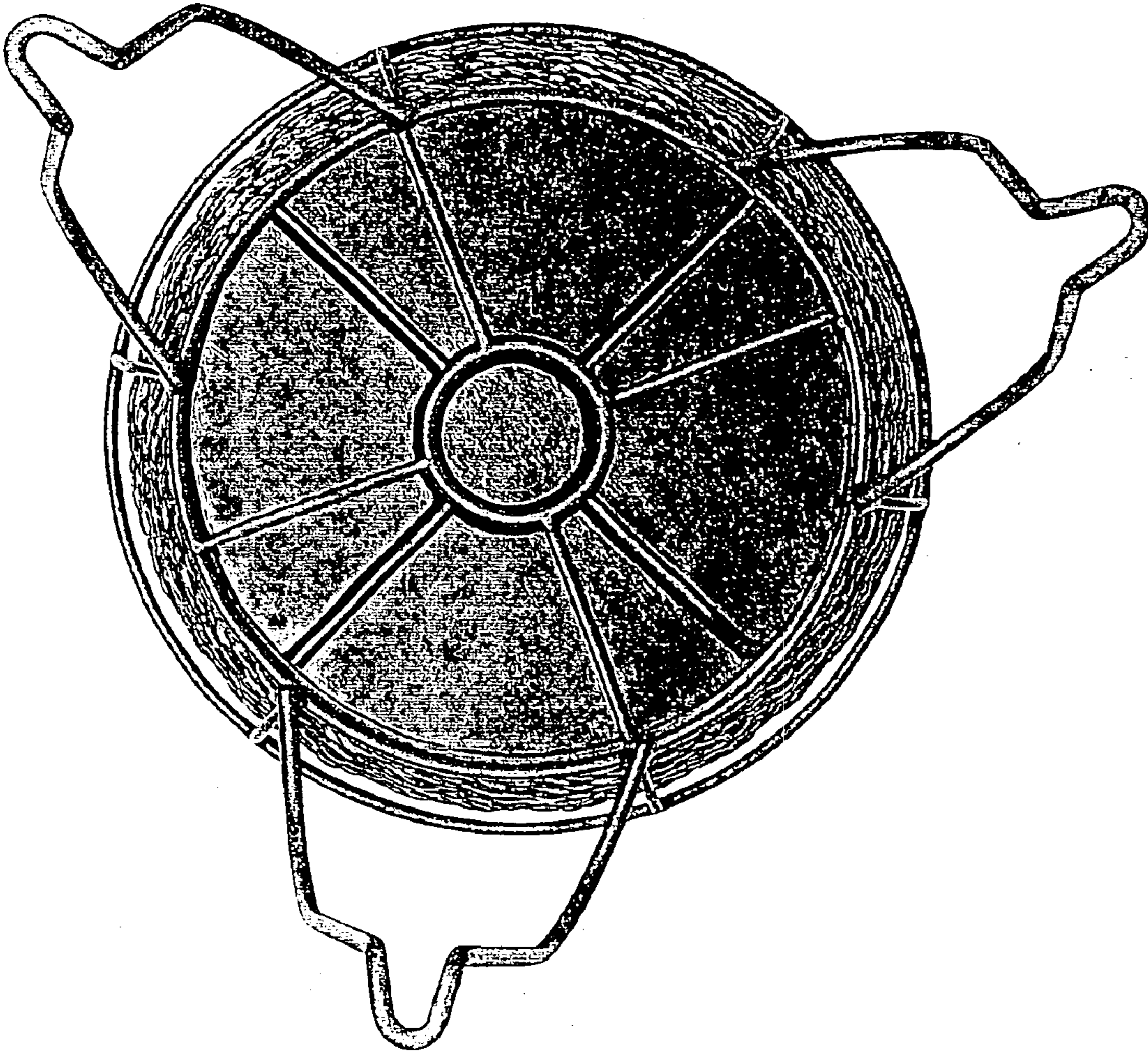


Figure 4




Figure 5

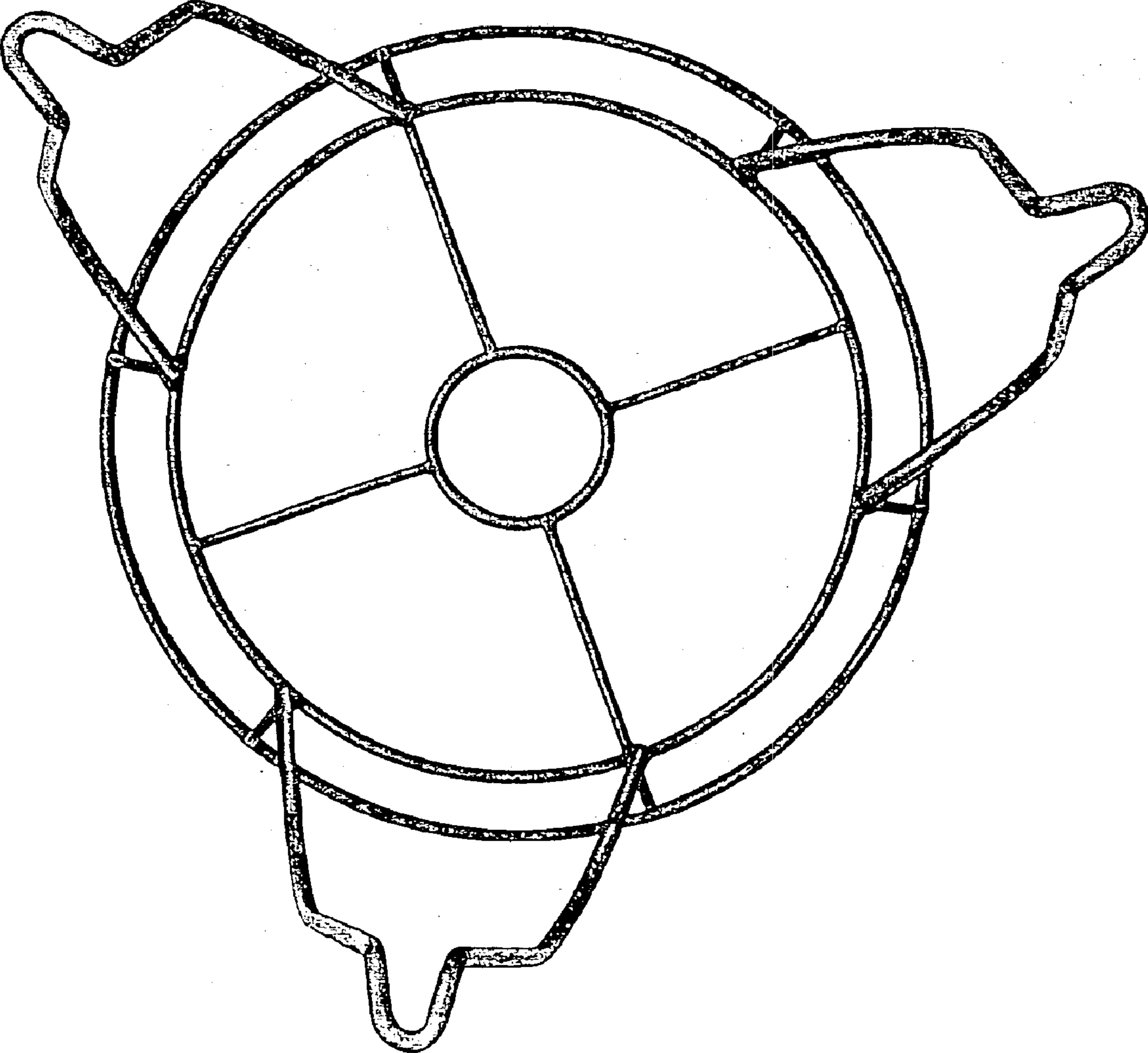


Figure 6

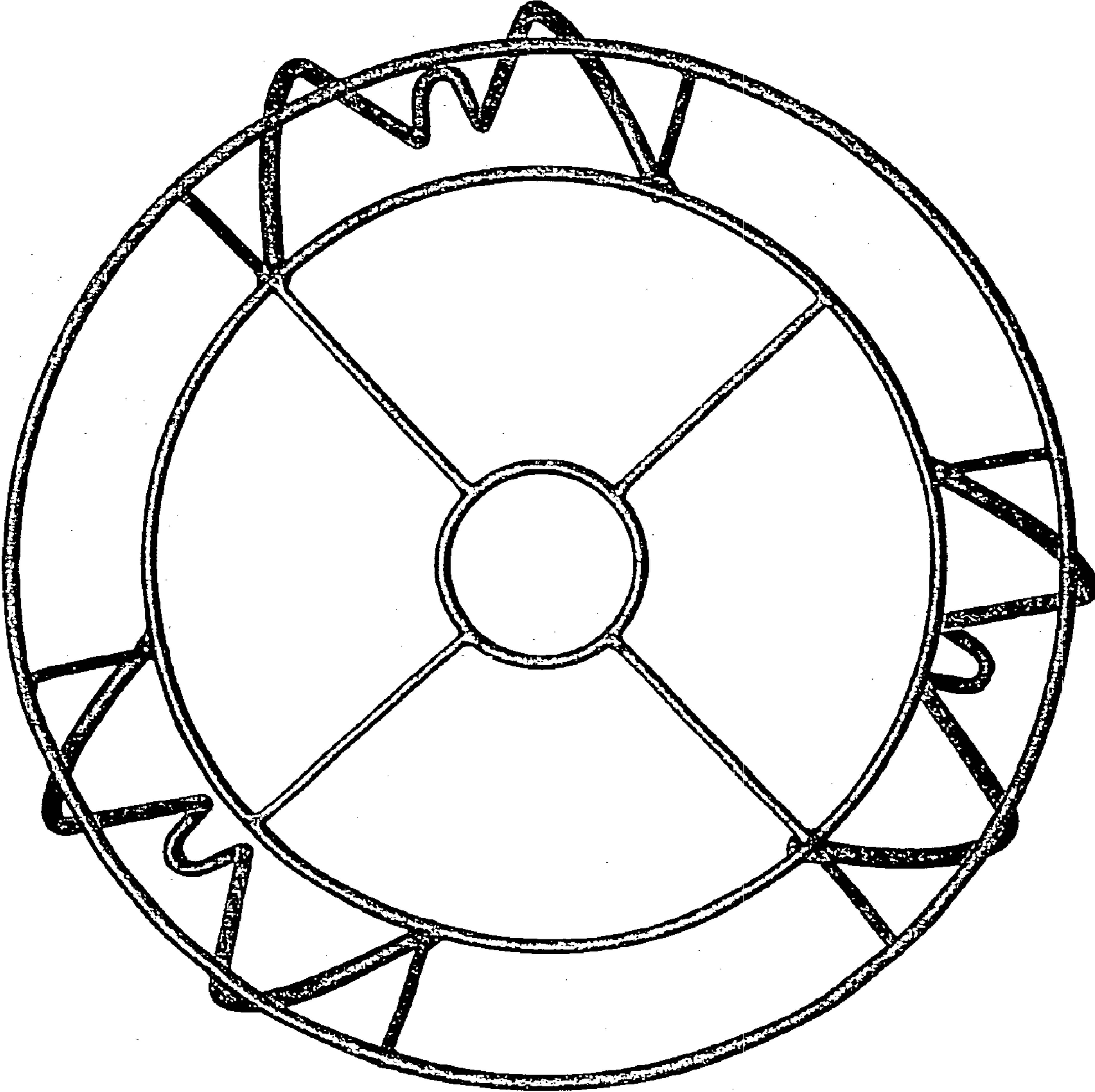


Figure 7