

US00D503854S

(12) **United States Design Patent**
Hess

(10) **Patent No.:** **US D503,854 S**

(45) **Date of Patent:** **** Apr. 12, 2005**

(54) **STOCKING HANGER**

(76) **Inventor:** **Randy Hess**, 2765 Kensington Ct.,
Turlock, CA (US) 95381

(**) **Term:** **14 Years**

(21) **Appl. No.:** **29/196,114**

(22) **Filed:** **Dec. 22, 2003**

(51) **LOC (7) Cl.** **06-08**

(52) **U.S. Cl.** **D6/326**

(58) **Field of Search** D6/326, 323, 316,
D6/564, 569; D11/126, 137, 248; D21/157,
599

(56) **References Cited**

U.S. PATENT DOCUMENTS

D172,842 S	*	8/1954	Scheer et al.	D6/564
D325,131 S	*	4/1992	Fujiwara	D6/316
D438,714 S	*	3/2001	Osborne	D6/316
D446,658 S	*	8/2001	Osborne	D6/316

* cited by examiner

Primary Examiner—Nanda Bondade

Assistant Examiner—Shanda C. Hill

(74) *Attorney, Agent, or Firm*—Christensen O'Connor
Johnson Kindness PLLC

(57) **CLAIM**

The ornamental design for a stocking hanger, as shown and described.

DESCRIPTION

FIG. 1 is an isometric view of a stocking hanger showing my new design;

FIG. 2 is a front elevation view of a stocking hanger;

FIG. 3 is a top plan view of a stocking hanger;

FIG. 4 is a side elevation view of a stocking hanger;

FIG. 5 is a rear elevation view of a stocking hanger;

FIG. 6 is a side elevation view of a stocking hanger, opposite that of FIG. 4; and,

FIG. 7 is a bottom plan view of a stocking hanger.

The broken line shown in FIGS. 1, 2 and 5 is for illustrative purposes only and forms no part of the claimed design.

1 Claim, 3 Drawing Sheets






Fig. 1.



Fig. 3.

Fig. 4.

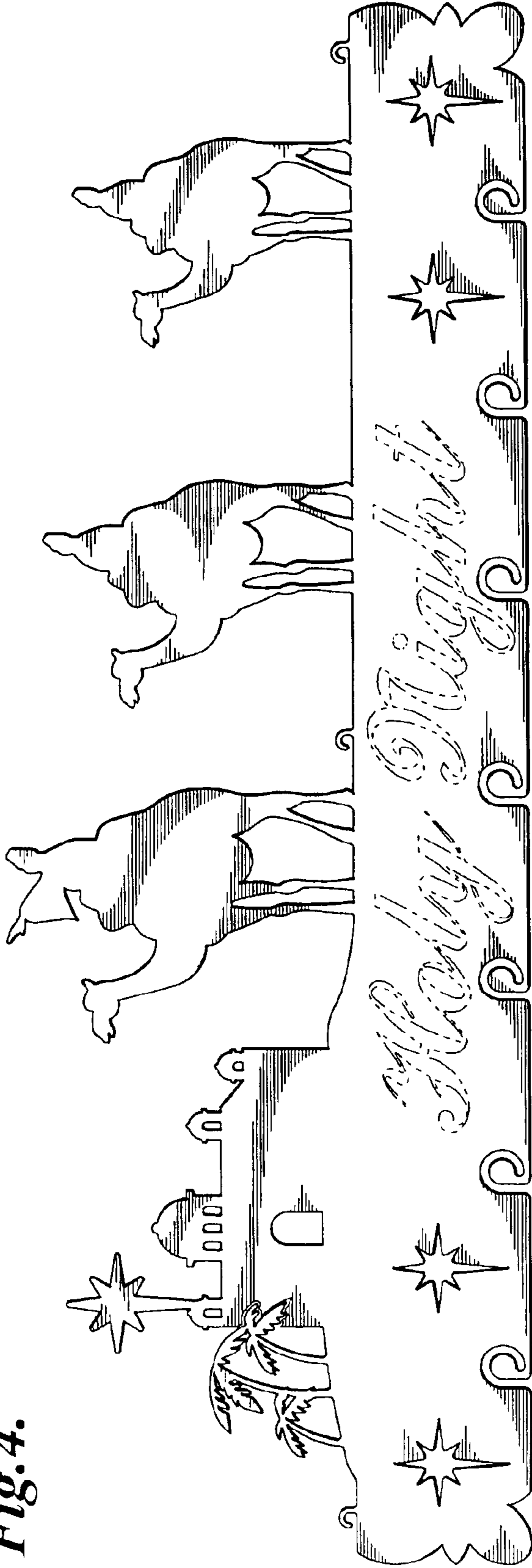


Fig. 2.

Fig. 6.

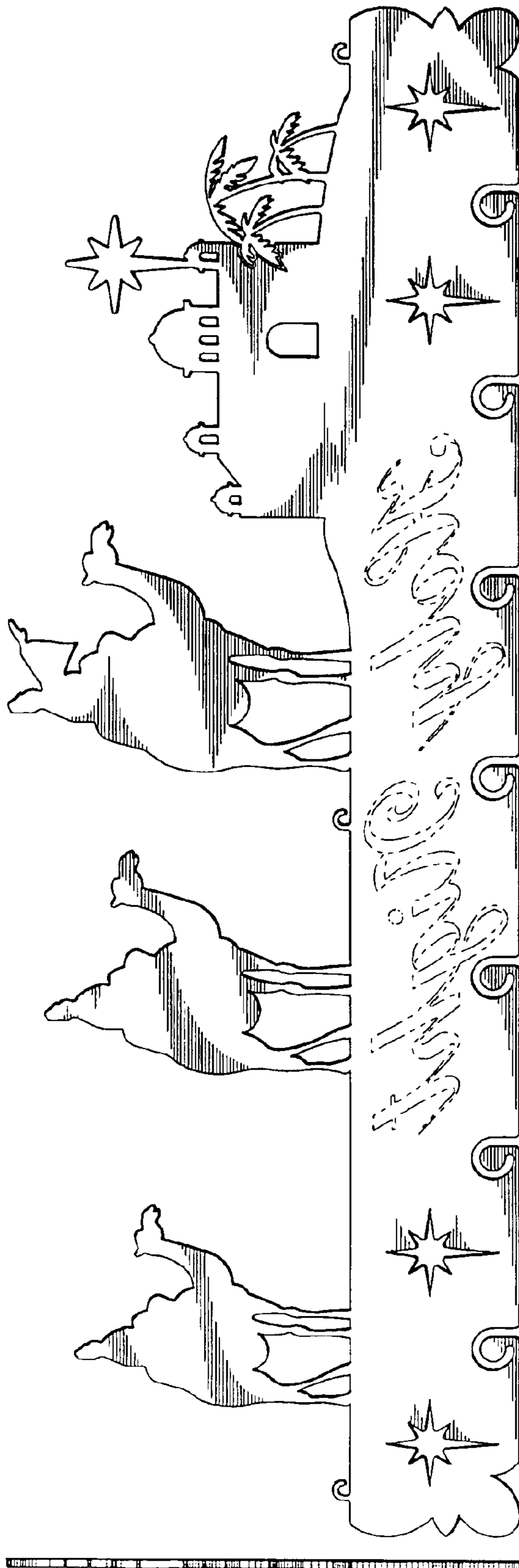


Fig. 5.

Fig. 7.

