

US00D503825S

(12) **United States Design Patent**
Friedman

(10) **Patent No.:** **US D503,825 S**

(45) **Date of Patent:** **** Apr. 5, 2005**

(54) **LAMP**

(76) **Inventor:** **Stanley Jay Friedman**, 200 E. 71st St.,
Apt. 2F, New York, NY (US) 10021

(**) **Term:** **14 Years**

(21) **Appl. No.:** **29/196,354**

(22) **Filed:** **Dec. 29, 2003**

(51) **LOC (7) Cl.** **26-03**

(52) **U.S. Cl.** **D26/94**

(58) **Field of Search** D26/51, 55, 94,
D26/95, 101, 106; 362/410-414, 806; D11/157,
149; D25/1, 7, 18-30; D6/450

(56) **References Cited**

U.S. PATENT DOCUMENTS

D194,550 S * 2/1963 Margolis D26/94 X

D284,313 S * 6/1986 Sidney D26/94

* cited by examiner

Primary Examiner—Alan P. Douglas

Assistant Examiner—Linda Brooks

(74) *Attorney, Agent, or Firm*—Walter D. Ames, Esq.

(57) **CLAIM**

The ornamental design for a lamp, as shown and described.

DESCRIPTION

FIG. 1 is a perspective view a preferred embodiment of the lamp of my invention;

FIG. 2 is a front elevational view of the lamp;

FIG. 3 is a top plan view of the lamp; and,

FIG. 4 is a side elevational view of the lamp.

A rear elevational view of the lamp is the same as the front elevational view illustrated in FIG. 2. An elevational view from the other side of the lamp is the same as that shown in FIG. 4.

1 Claim, 3 Drawing Sheets




Fig. 1

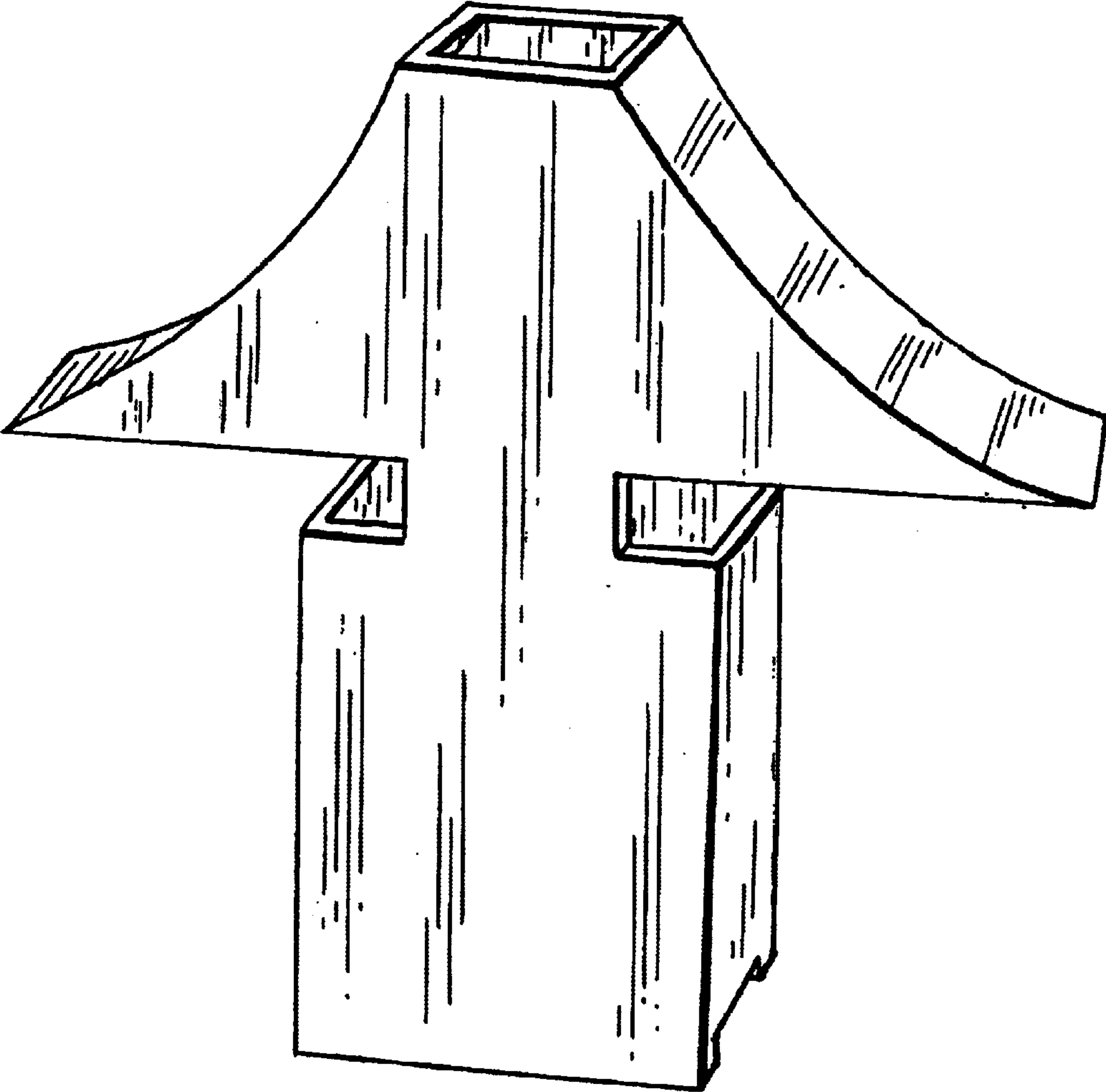
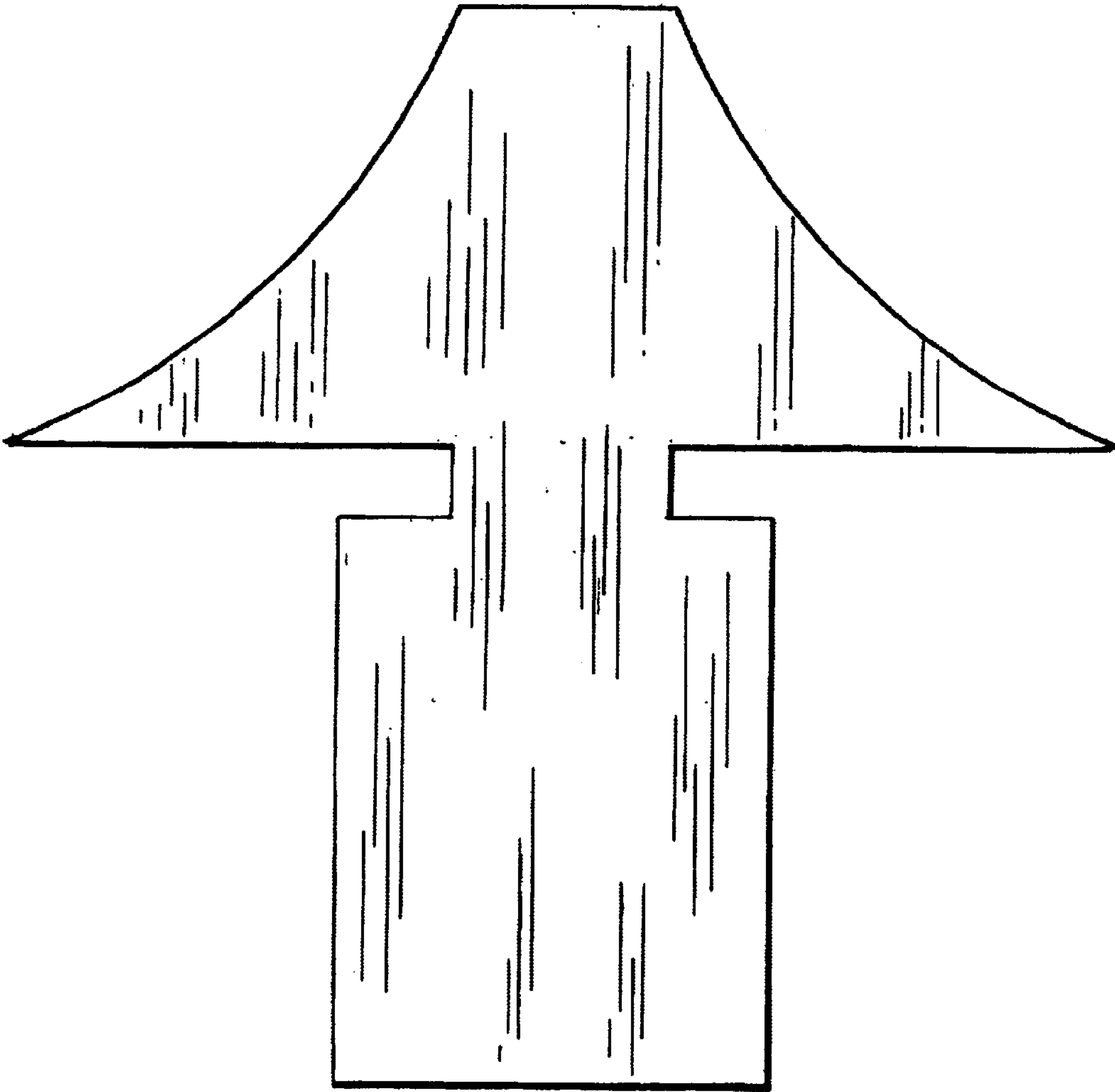


Fig. 2.






Fig. 3.

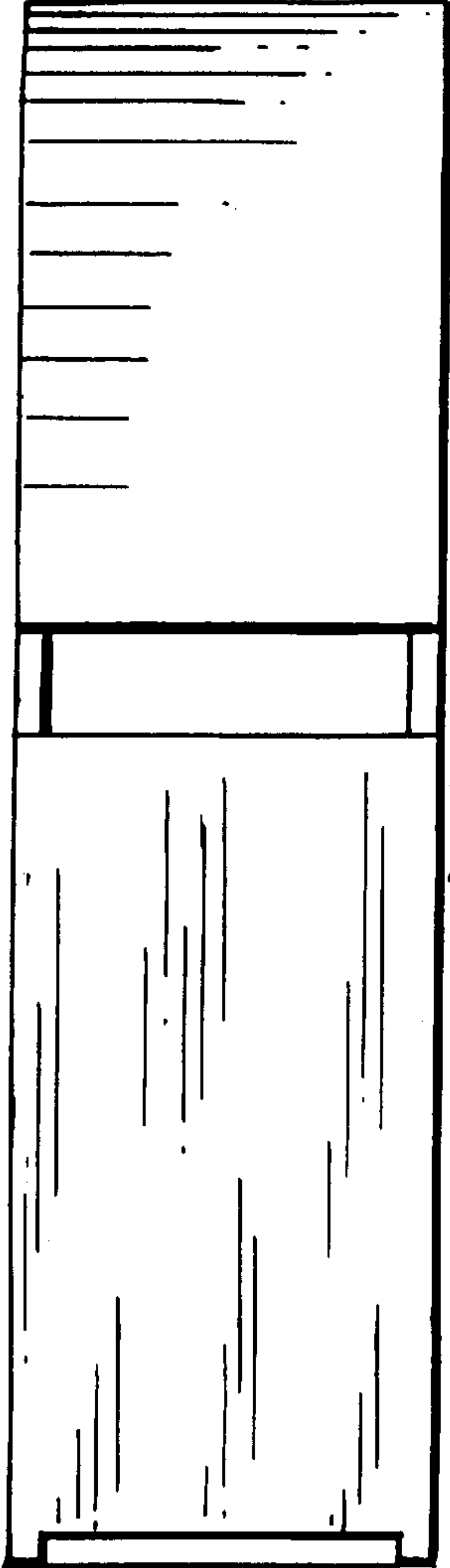


Fig. 4.