

US00D503815S

(12) **United States Design Patent**
Brady

(10) **Patent No.:** **US D503,815 S**

(45) **Date of Patent:** **** Apr. 5, 2005**

(54) **NIGHT LIGHT**

(75) **Inventor:** **Floyd W. Brady, Watsonville, CA (US)**

(73) **Assignee:** **Salamander Graphix, Inc.,
Watsonville, CA (US)**

(**) **Term:** **14 Years**

(21) **Appl. No.:** **29/186,649**

(22) **Filed:** **Jul. 18, 2003**

(51) **LOC (7) Cl.** **26-05**

(52) **U.S. Cl.** **D26/26**

(58) **Field of Search** D26/26, 104, 73;
D23/366, 367; 362/95, 125, 226, 276, 147,
404

(56) **References Cited**

U.S. PATENT DOCUMENTS

2,905,779	A	*	9/1959	Schmier	D26/26
D188,213	S	*	6/1960	Barto	D26/26
3,780,260	A	*	12/1973	Elsner	392/392
D431,660	S	*	10/2000	Yuen	D26/26
D471,654	S	*	3/2003	Schenck	D26/26
2004/0160769	A1	*	8/2004	Currie et al.	362/232

OTHER PUBLICATIONS

Image of novelty night-light found online at: akamai.global-sources.com on Jun. 24, 2004. (1 page).*

Image of novelty table lamps found online at akamai.global-sources.com on Jun. 24, 2004. (1page).*

Image of novelty lamps found online at akamai.global-sources.com on Jun. 24, 2004. (1 page).*

* cited by examiner

Primary Examiner—Clare E Heflin

(74) *Attorney, Agent, or Firm*—Townsend and Townsend and Crew LLP

(57) **CLAIM**

The ornamental design for a night light, as shown and described.

DESCRIPTION

FIG. 1 is a perspective view of a nightlight showing my new design;

FIG. 2 is a front elevation thereof;

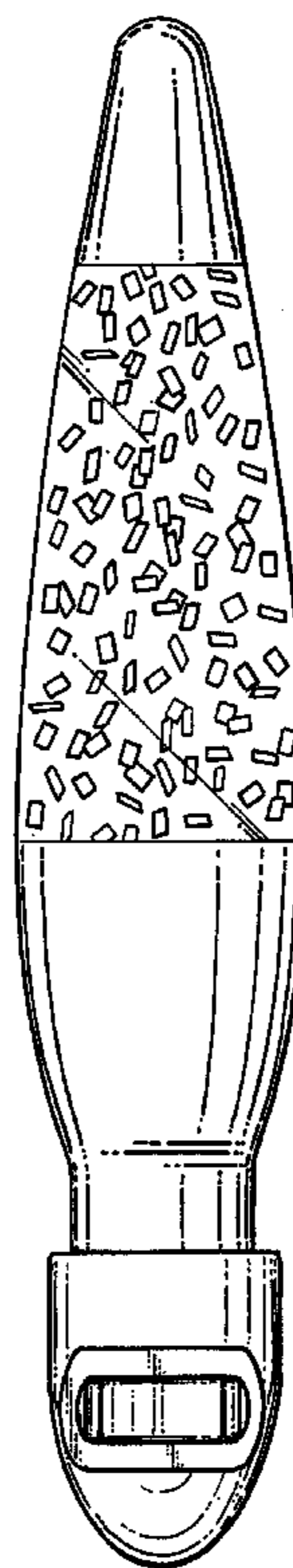
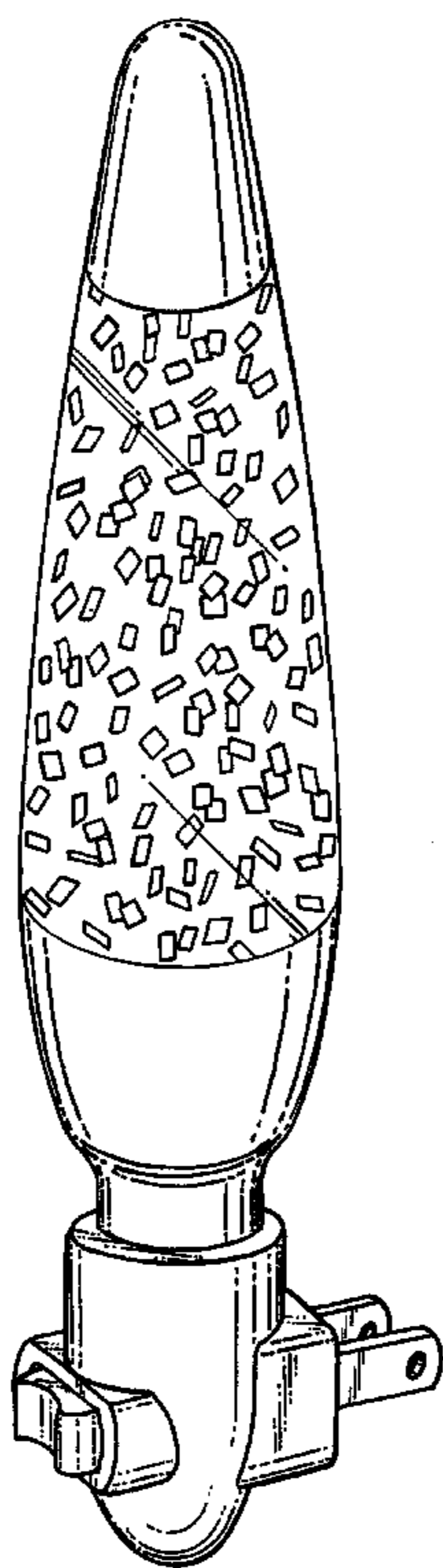
FIG. 3 is a top plan view thereof;

FIG. 4 is a right side elevation thereof, the left side elevation being a mirror image thereof; and,

FIG. 5 is a bottom plan view thereof.

The broken lines in the following drawings form no part of the claimed design.

1 Claim, 2 Drawing Sheets



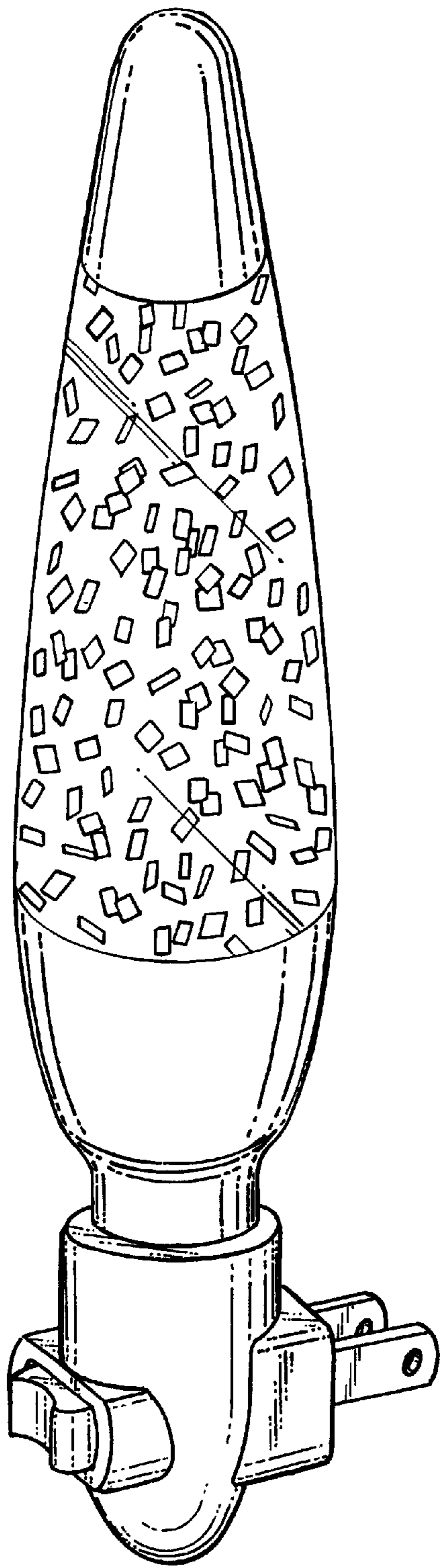


FIG. 1




FIG. 2




FIG. 4

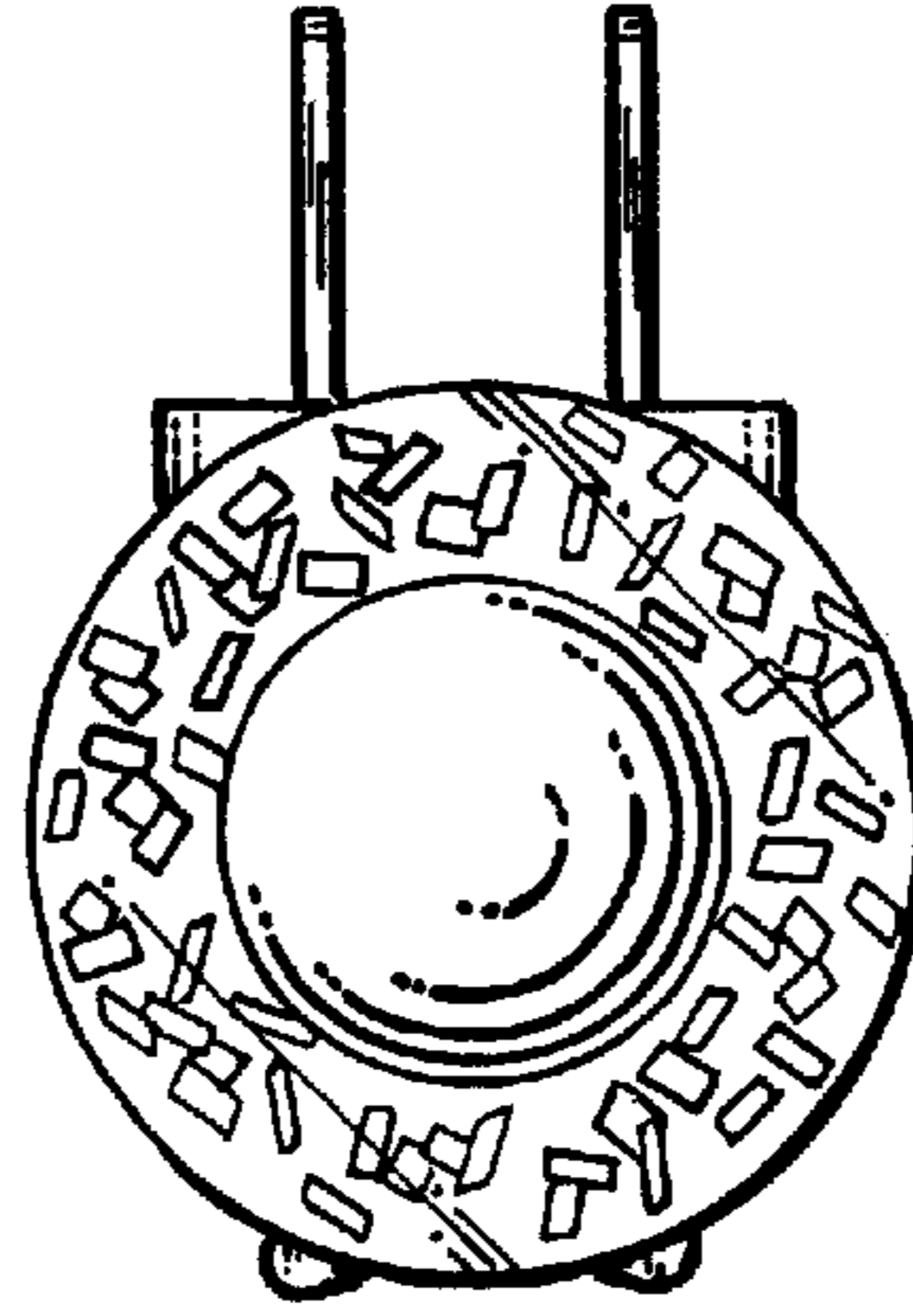


FIG. 3

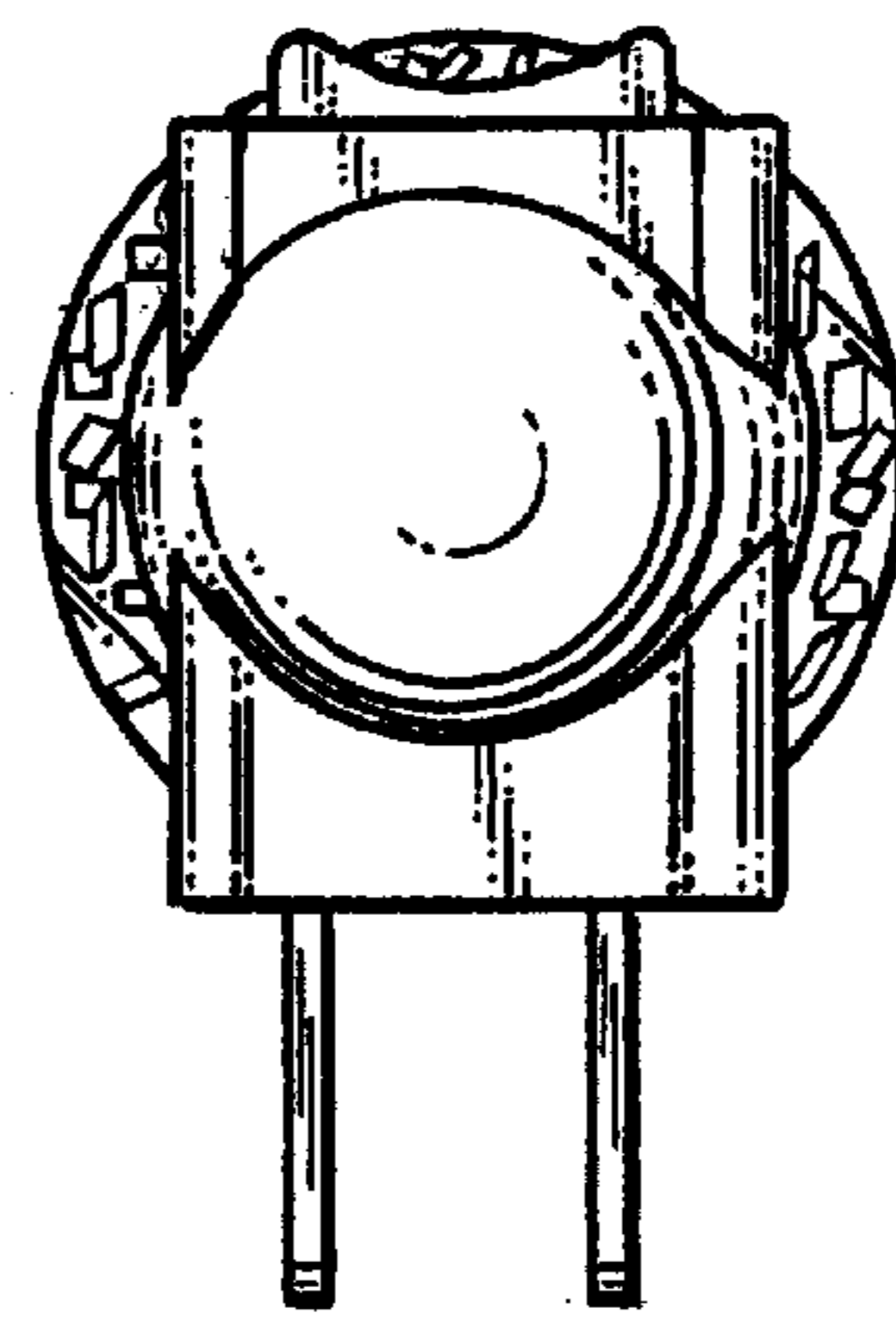


FIG. 5