

US00D503806S

(12) **United States Design Patent**
Williams

(10) **Patent No.:** **US D503,806 S**

(45) **Date of Patent:** **** Apr. 5, 2005**

- (54) **KNEE STRAP**
- (76) **Inventor:** **Mike Williams**, 7400 Old Main Hill,
Logan, UT (US) 84322
- (**) **Term:** **14 Years**
- (21) **Appl. No.:** **29/201,638**
- (22) **Filed:** **Mar. 18, 2004**
- (51) **LOC (7) Cl.** **24-01**
- (52) **U.S. Cl.** **D24/190**
- (58) **Field of Search** D24/189, 190,
D24/191, 192; 602/23, 26, 61, 62

- 5,865,775 A 2/1999 Peoples et al.
- 5,865,782 A * 2/1999 Fareed 602/62
- D407,822 S 4/1999 Davis et al.
- 5,893,870 A 4/1999 Talen et al.
- 5,943,705 A 8/1999 Sink
- 6,048,326 A 4/2000 Davis et al.
- 6,077,242 A 6/2000 Falk et al.
- 6,080,124 A 6/2000 Falk et al.
- 6,402,712 B1 6/2002 Gauvry
- D462,772 S 9/2002 Lamping et al.
- 6,478,760 B2 11/2002 Darcey
- 6,485,448 B2 11/2002 Lamping et al.
- 6,506,175 B1 * 1/2003 Goldstein 602/60
- 6,575,926 B2 6/2003 Bonutti
- 6,623,439 B2 9/2003 Nelson et al.
- 6,641,549 B2 11/2003 Darcey
- 2002/0099314 A1 7/2002 Lamping et al.
- 2002/0147421 A1 10/2002 Darcey

(56) **References Cited**

U.S. PATENT DOCUMENTS

- 2,270,685 A 1/1942 Miller
- 3,182,338 A 5/1965 Shirrod
- 3,480,012 A 11/1969 Smithers et al.
- 3,601,863 A 8/1971 Dorsey
- 3,970,081 A 7/1976 Applegate, Jr.
- 4,295,466 A 10/1981 Prout
- 4,334,528 A 6/1982 Gauvry
- D265,590 S * 7/1982 Gauvry D24/190
- 4,466,428 A 8/1984 McCoy
- 4,532,921 A 8/1985 Von Torklus et al.
- 4,602,627 A 7/1986 Vito et al.
- 4,628,918 A 12/1986 Johnson, Jr.
- 4,751,920 A 6/1988 Mauldin et al.
- 4,777,946 A 10/1988 Watanabe et al.
- 4,878,274 A 11/1989 Patricy
- 4,907,576 A 3/1990 Curlee
- 4,911,162 A 3/1990 Wolff
- 5,120,300 A 6/1992 Shaw
- 5,139,015 A 8/1992 Morneau
- 5,289,619 A 3/1994 Pileggi
- 5,372,575 A 12/1994 Sebastian
- 5,417,647 A 5/1995 Down
- D375,186 S 11/1996 Kim
- 5,604,961 A 2/1997 Cole
- 5,613,943 A 3/1997 Palumbo
- 5,692,268 A 12/1997 Case
- 5,759,167 A 6/1998 Shields, Jr. et al.
- 5,807,298 A 9/1998 Palumbo
- 5,860,945 A 1/1999 Cramer et al.

* cited by examiner

Primary Examiner—Louis S. Zarfaz
Assistant Examiner—Daniel Yu
(74) *Attorney, Agent, or Firm*—Knobbe, Martens, Olson & Bear, LLP

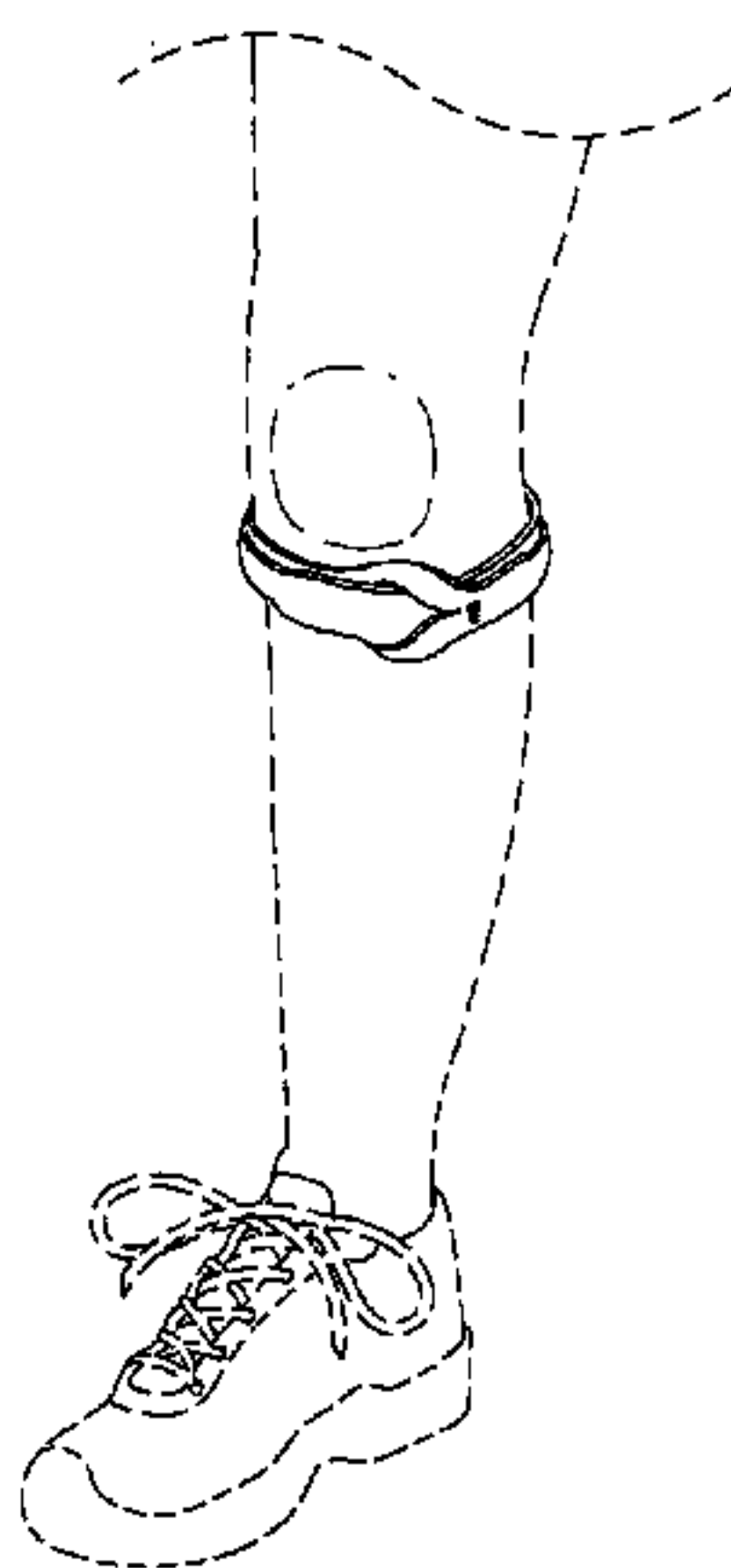
(57) **CLAIM**

The ornamental design for a knee strap, as shown and described.

DESCRIPTION

FIG. 1 is a front perspective view of a preferred embodiment of the knee strap according to the present design, illustrating the knee strap secured about a wearer's leg;
FIG. 2 is a top plan view of the knee strap of FIG. 1;
FIG. 3 is a bottom plan view of the knee strap of FIG. 1;
FIG. 4 is a front elevational view of the knee strap of FIG. 1;
FIG. 5 is a rear elevational view of the knee strap of FIG. 1;
FIG. 6 is a right-side elevational view of the knee strap of FIG. 1; and,
FIG. 7 is a left-side elevational view of the knee strap of FIG. 1.
Phantom lining, where used, is for illustrative purposes only and is not intended to limit the claimed design to the features shown in phantom.

1 Claim, 2 Drawing Sheets



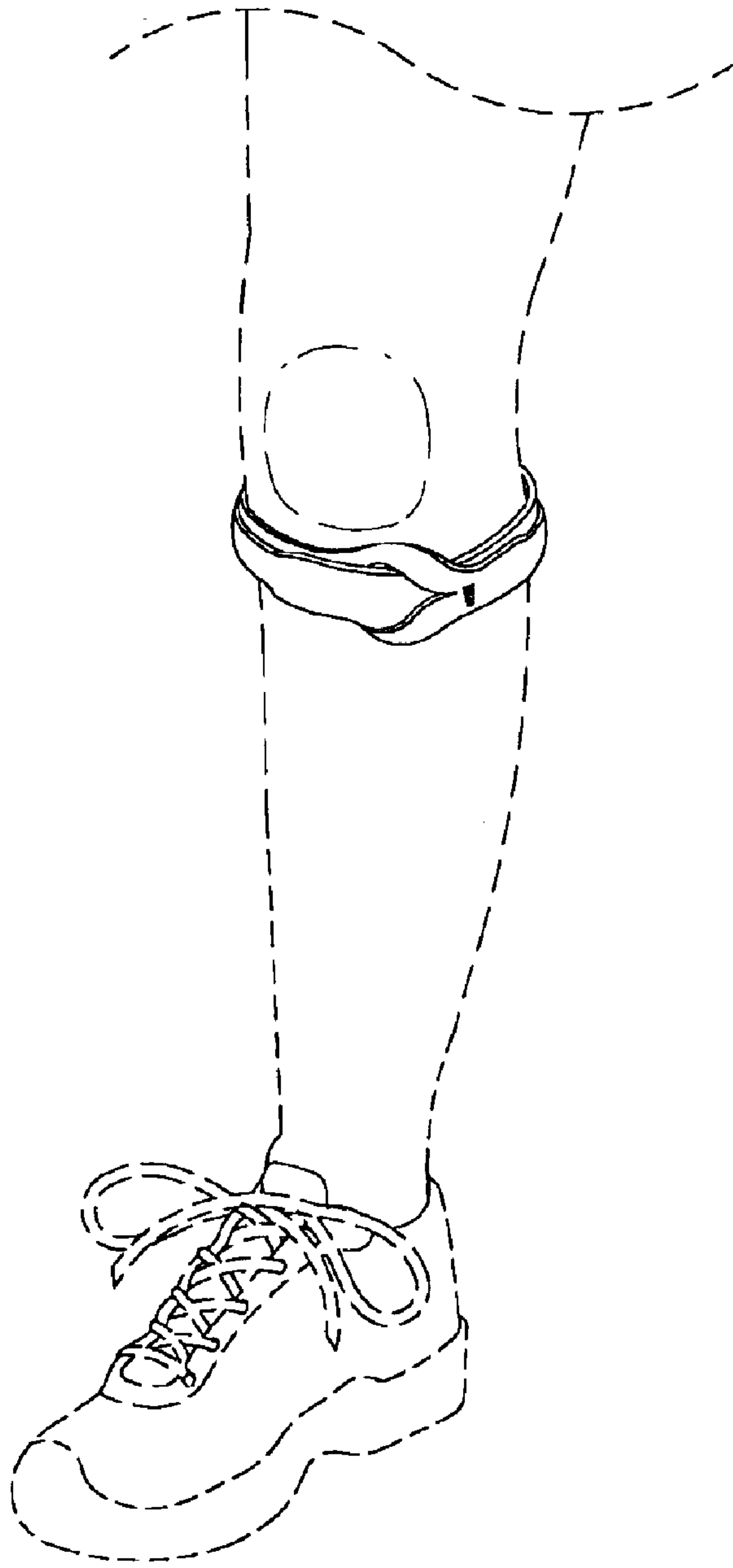


FIG. 1




FIG. 2




FIG. 3



FIG. 4



FIG. 6



FIG. 5



FIG. 7