

US00D503800S

(12) **United States Design Patent**  
**Ebner**

(10) **Patent No.:** **US D503,800 S**

(45) **Date of Patent:** **\*\* Apr. 5, 2005**

(54) **SURGICAL BLADE**

(75) **Inventor:** **Peter R. Ebner**, Hollis, NH (US)

(73) **Assignee:** **Maxilon Laboratories, Inc.**, Amherst, NH (US)

(\*\*) **Term:** **14 Years**

(21) **Appl. No.:** **29/190,430**

(22) **Filed:** **Sep. 18, 2003**

(51) **LOC (7) Cl.** ..... **24-02**

(52) **U.S. Cl.** ..... **D24/146**

(58) **Field of Search** ..... D24/146, 147;  
D8/20; 606/167, 84, 170; 30/346, 346.55,  
346.61, 351; 600/570, 564

(56) **References Cited**

**U.S. PATENT DOCUMENTS**

D31,716 S	*	10/1899	Bolton	.....	D8/20
2,507,402 A		5/1950	Du Pont		
2,876,777 A		3/1959	Kees		
3,889,657 A		6/1975	Baumgarten	.....	128/2
4,168,698 A		9/1979	Ostergard	.....	128/751
4,221,222 A		9/1980	Detsch	.....	128/305.5
5,330,495 A		7/1994	Dettwiler et al.	.....	606/167

5,348,023 A		9/1994	McLucas	.....	128/757
D358,683 S	*	5/1995	Bianco	.....	D8/20
5,497,525 A		3/1996	Woodgate	.....	15/104.8
5,683,406 A	*	11/1997	Altobelli et al.	.....	606/170
6,110,177 A		8/2000	Ebner et al.	.....	606/84
6,755,837 B2	*	6/2004	Ebner	.....	606/84
2003/0158603 A1		8/2003	Ebner	.....	623/16.11
2004/0059338 A1	*	3/2004	Ebner	.....	606/84

\* cited by examiner

*Primary Examiner*—Ian Simmons

(74) *Attorney, Agent, or Firm*—Hayes Soloway P.C.

(57) **CLAIM**

The ornamental design for a surgical blade, as shown and described.

**DESCRIPTION**

FIG. 1 is a top plan view of a surgical blade in accordance with my invention;  
FIG. 2 is a bottom view thereof;  
FIG. 3 is a left side view thereof;  
FIG. 4 is a right side view thereof;  
FIG. 5 is an enlarged view of the distal end thereof; and,  
FIG. 6 is an enlarged view of the proximal end thereof.

**1 Claim, 5 Drawing Sheets**

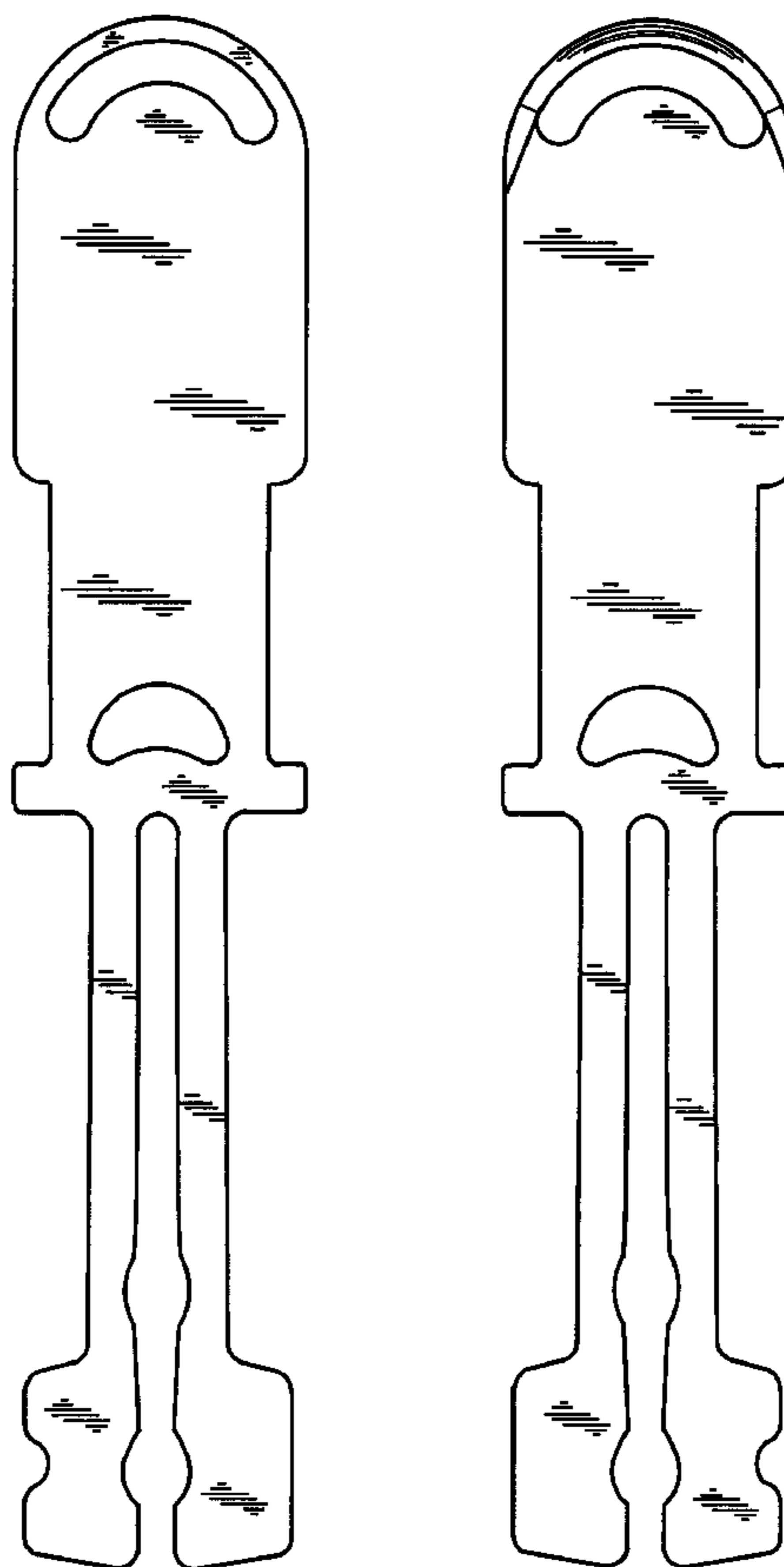


FIG. 1

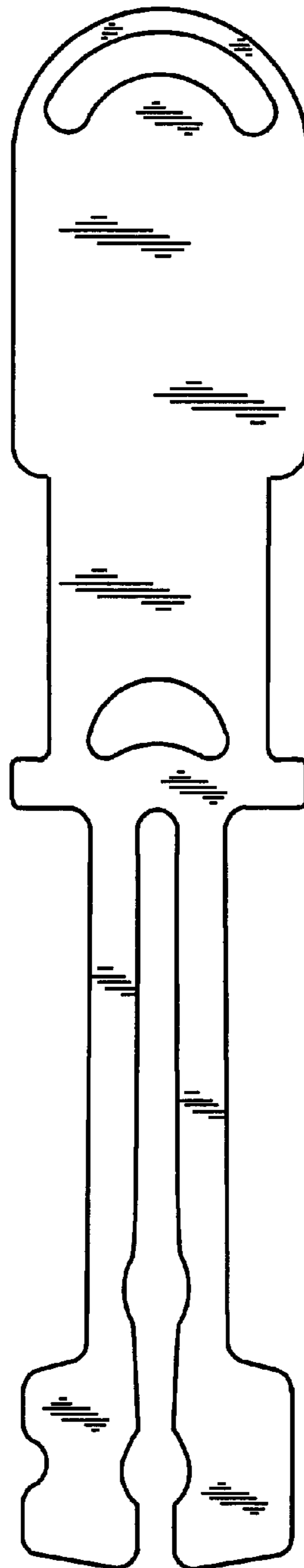


FIG. 2

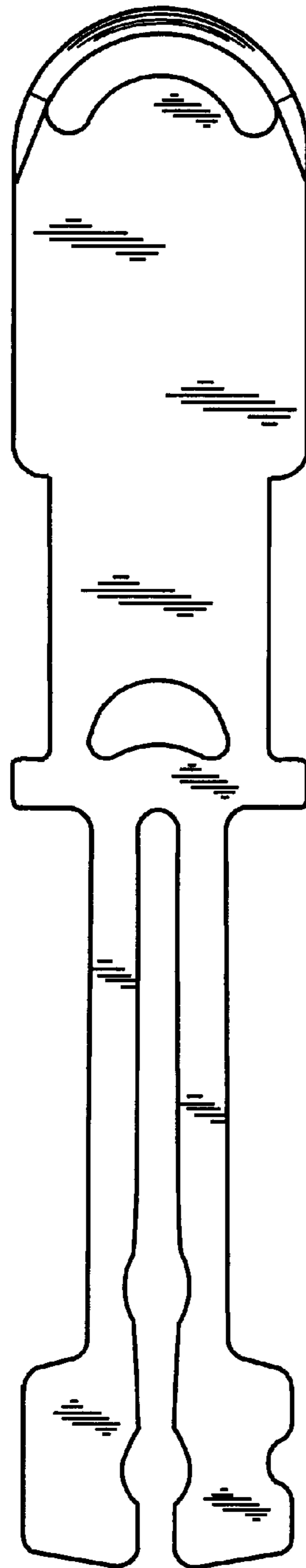


FIG. 3



FIG. 4



FIG. 5



FIG. 6

