

US00D503798S

(12) **United States Design Patent**  
**Monteiro**

(10) **Patent No.:** **US D503,798 S**

(45) **Date of Patent:** **\*\* Apr. 5, 2005**

(54) **DOUCHE APPLICATOR**

(76) **Inventor:** **Jaquelyn Monteiro**, 8306 Wilshire Blvd., #961, Beverly Hills, CA (US) 90211

(\*\*) **Term:** **14 Years**

(21) **Appl. No.:** **29/183,137**

(22) **Filed:** **Jun. 9, 2003**

(51) **LOC (7) Cl.** ..... **24-02**

(52) **U.S. Cl.** ..... **D24/115; D24/118; D24/141**

(58) **Field of Search** ..... D24/111, 115, D24/141, 118, 112; 604/279, 911, 132, 142, 275, 198, 517, 515, 218, 217

(56) **References Cited**

**U.S. PATENT DOCUMENTS**

1,338,464 A \* 4/1920 Shafer ..... 604/279  
4,287,888 A \* 9/1981 Schwarz ..... 604/279

4,636,202 A \* 1/1987 Lowin et al. .... 604/218  
5,397,312 A \* 3/1995 Rademaker et al. .... 604/218  
6,224,573 B1 \* 5/2001 Yeager et al. .... 604/275

\* cited by examiner

*Primary Examiner*—Ian Simmons

(57) **CLAIM**

The ornamental design for a douche applicator, as shown and described.

**DESCRIPTION**

FIG. 1 is a side view of a douche applicator showing my new design, with the upper tube shown broken in the center for ease of illustration.

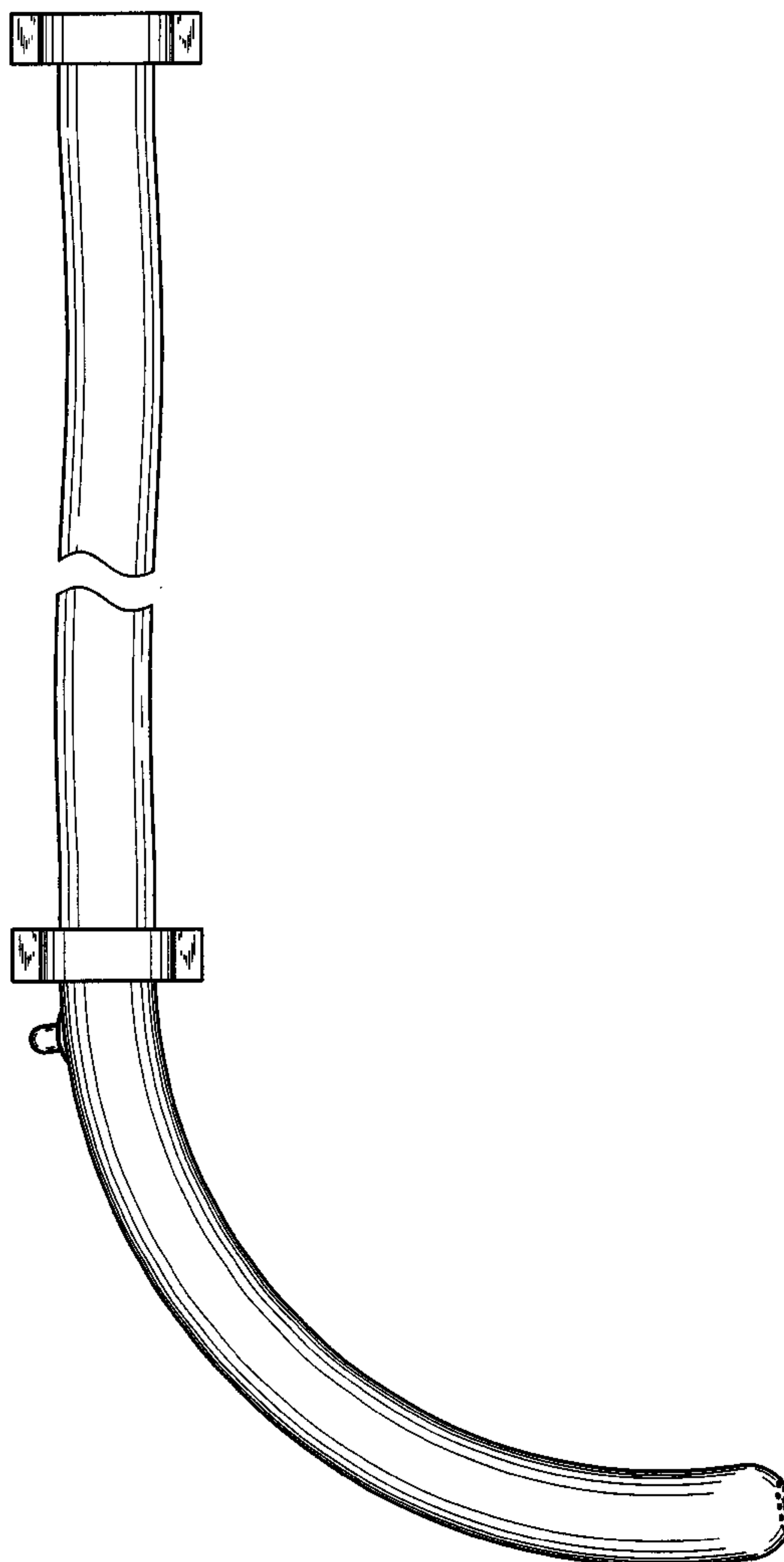
FIG. 2 is a front view thereof;

FIG. 3 is a rear view thereof;

FIG. 4 is a top plan view thereof; and,

FIG. 5 is a bottom plan view thereof.

**1 Claim, 3 Drawing Sheets**



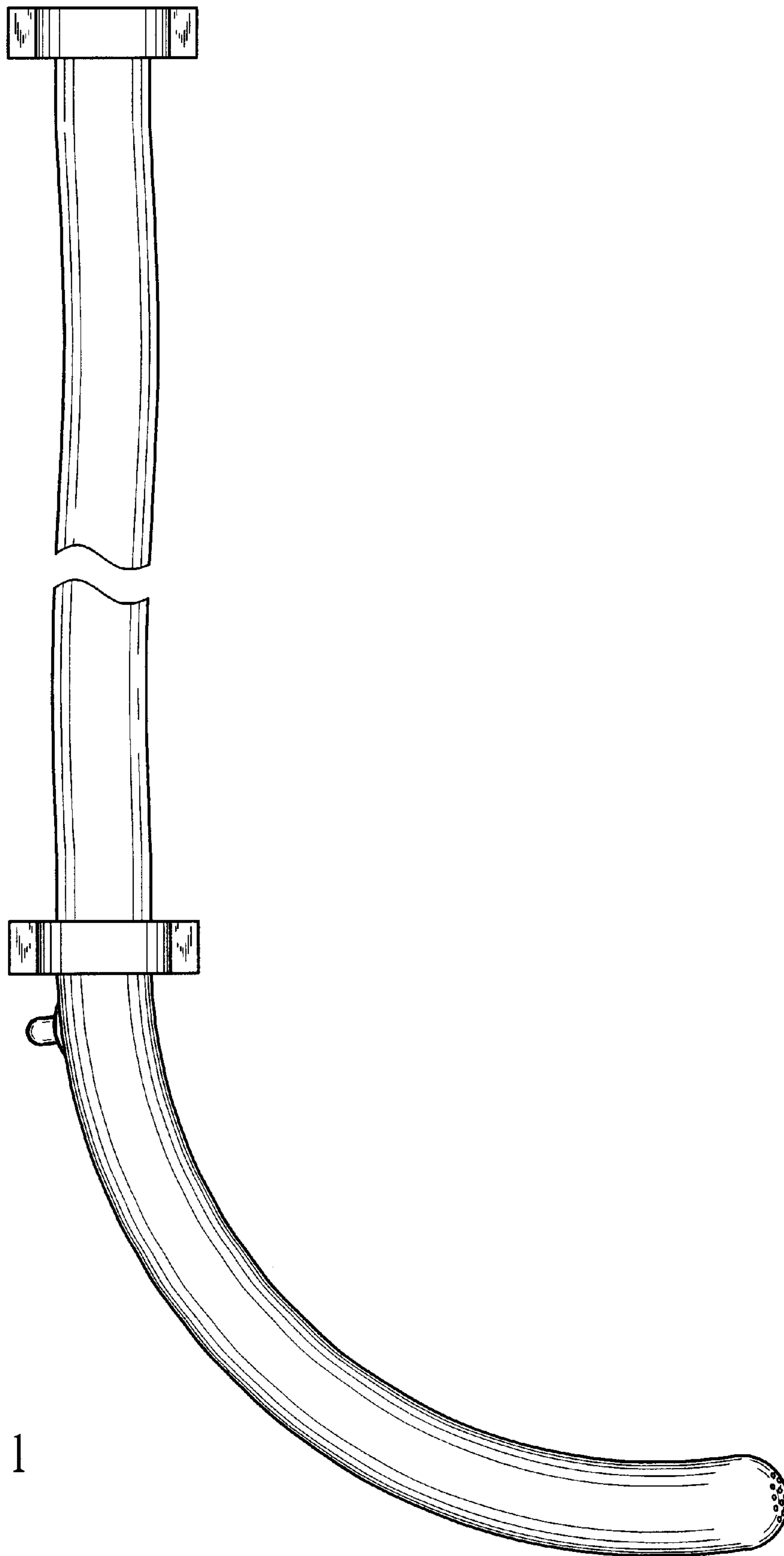


FIG. 1

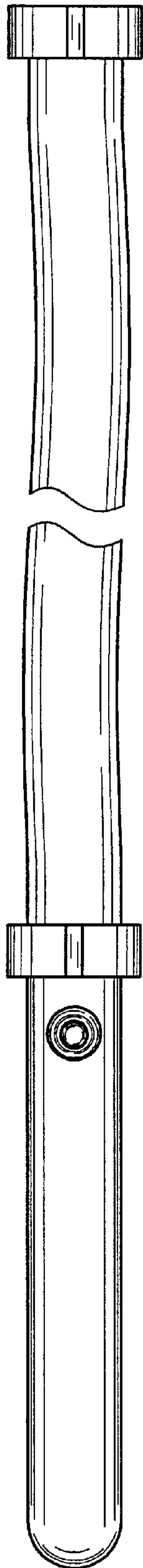


FIG. 2

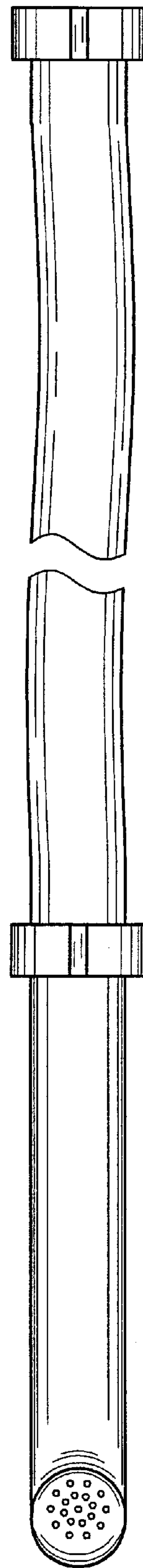


FIG. 3

FIG. 4

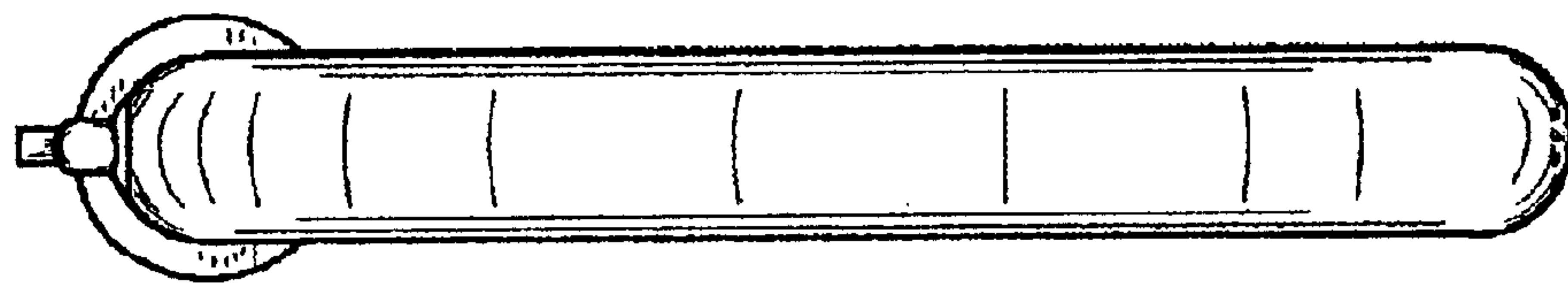
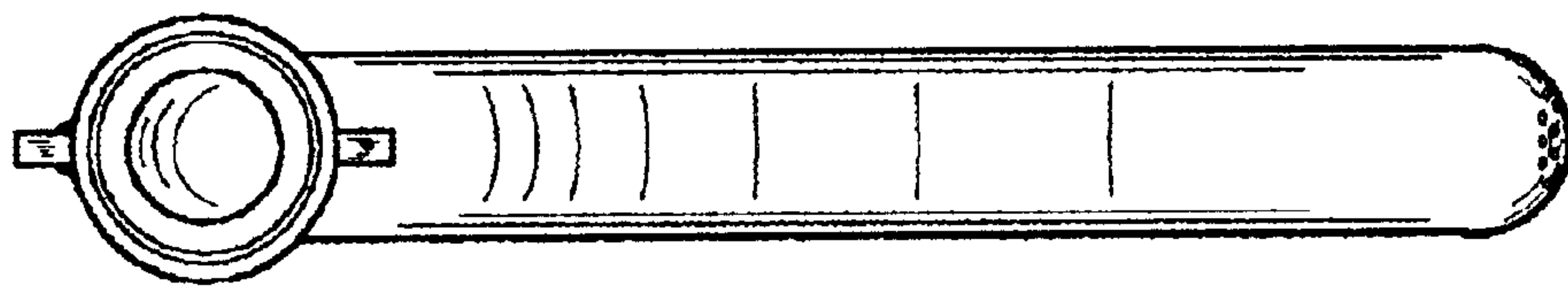


FIG. 5