

US00D503783S

(12) **United States Design Patent** (10) **Patent No.:** **US D503,783 S**
Tucker et al. (45) **Date of Patent:** **** Apr. 5, 2005**

(54) **OUTDOOR UNIT HOUSING FOR AN AIR CONDITIONING SYSTEM**

(75) Inventors: **Jeffrey Lee Tucker**, Wichita, KS (US); **Jeremiah Marshall Horn**, Derby, KS (US); **Tony Michael Clark**, Wichita, KS (US); **Daniel James Arnold**, Wichita, KS (US); **Mark Allan Ritz**, Edmond, OK (US); **Jeffrey Norris Nichols**, Wichita, KS (US); **Douglas Jones Widenmann**, Edmond, OK (US); **Mickey Scott Smith**, Norman, OK (US)

D403,756 S 1/1999 Aketa et al.
D403,757 S * 1/1999 Aketa et al. D23/351
D414,253 S * 9/1999 Kobayashi et al. D23/351
D434,126 S 11/2000 Caronna et al.
D434,480 S 11/2000 Caronna et al.
D443,349 S 6/2001 Nonaka
D449,094 S * 10/2001 Caronna et al. D23/351
D454,186 S * 3/2002 Caronna et al. D23/351
D454,388 S * 3/2002 Mutchnik et al. D23/351

FOREIGN PATENT DOCUMENTS

JP 9189435 7/1997
JP 10009619 1/1998
JP 2000039184 2/2000

* cited by examiner

Primary Examiner—Brian N Vinson
(74) *Attorney, Agent, or Firm*—McNees Wallace & Nurick LLC

(73) Assignee: **York International Corporation**, York, PA (US)

(**) Term: **14 Years**

(21) Appl. No.: **29/206,968**

(22) Filed: **Jun. 7, 2004**

(51) **LOC (7) Cl.** **23-04**
(52) **U.S. Cl.** **D23/351**
(58) **Field of Search** D23/351–354;
312/236; 454/201–202, 204, 350, 354;
62/259.1, 259.4, 262–263, 304, 298

(56) **References Cited**

U.S. PATENT DOCUMENTS

D219,449 S 12/1970 Ortega et al.
4,029,723 A 6/1977 Morrison et al.
D276,843 S 12/1984 Hoyle
D296,711 S * 7/1988 Bronaugh et al. D23/351
D299,528 S 1/1989 Kessler et al.
D306,642 S 3/1990 Chang et al.
D349,565 S 8/1994 Burns et al.
D383,200 S * 9/1997 Hancock D23/351

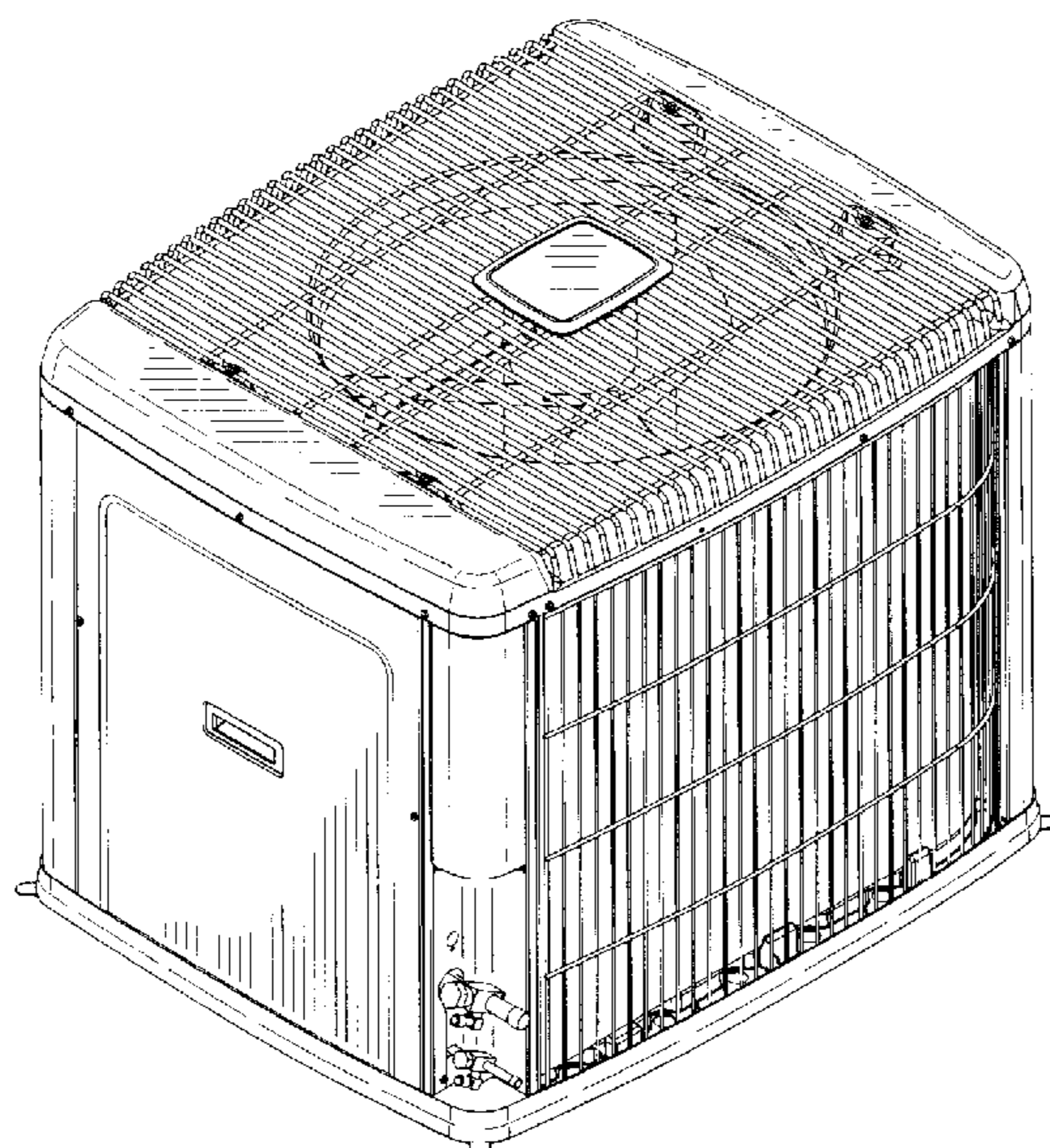
(57) **CLAIM**

The ornamental design for an outdoor unit housing for an air conditioning system, as shown.

DESCRIPTION

FIG. 1 is an isometric view of an outdoor unit housing for an air conditioning system showing our new design; FIG. 2 is a top view of the outdoor unit housing of FIG. 1; FIG. 3 is a front view of the outdoor unit housing of FIG. 1; FIG. 4 is a right side view of the outdoor unit housing of FIG. 1; FIG. 5 is a rear view of the outdoor unit housing of FIG. 1; FIG. 6 is a left side view of the outdoor unit housing of FIG. 1; and, FIG. 7 is a bottom view of the outdoor unit housing of FIG. 1.

1 Claim, 3 Drawing Sheets



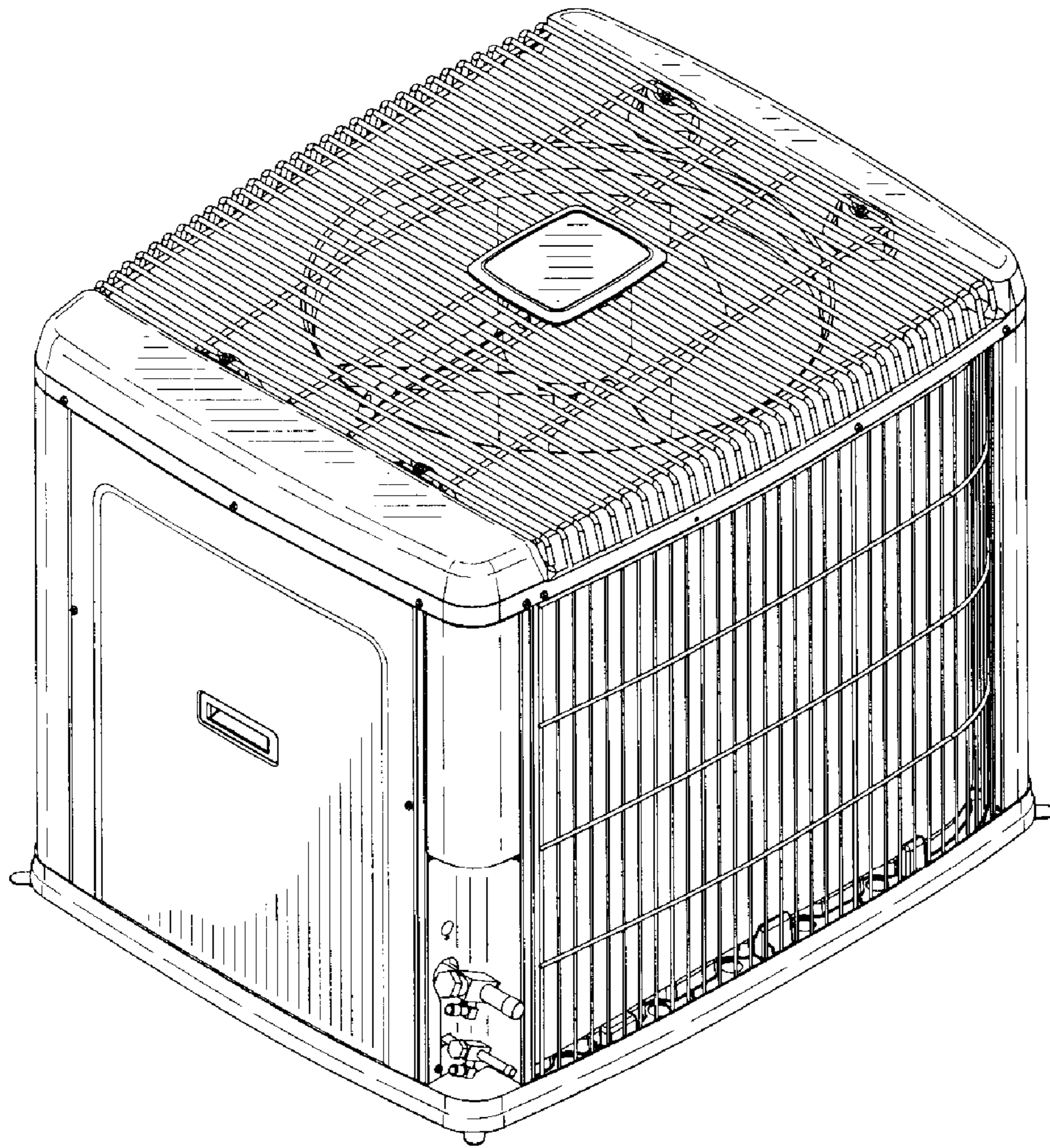


FIG-1

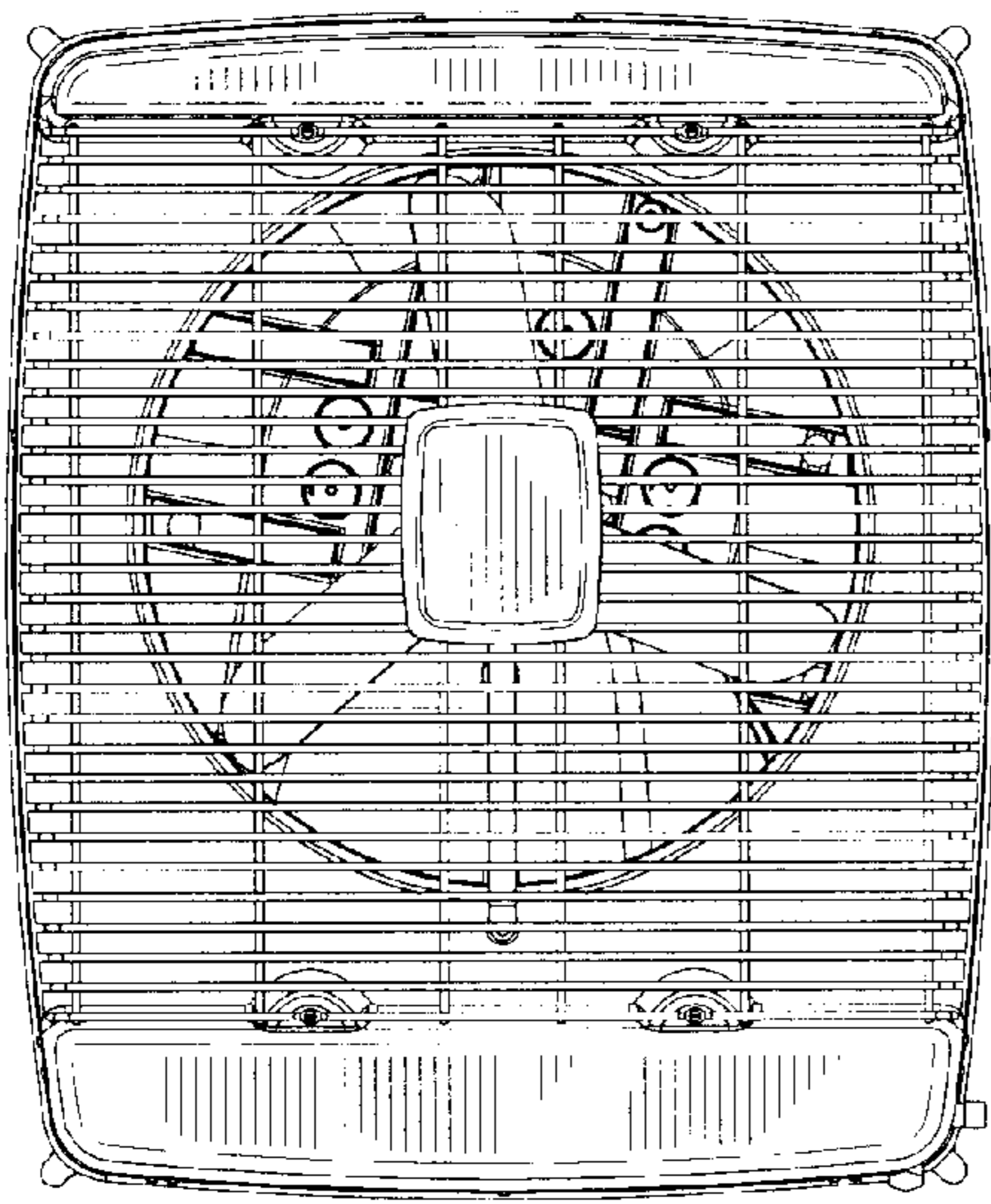


FIG-2

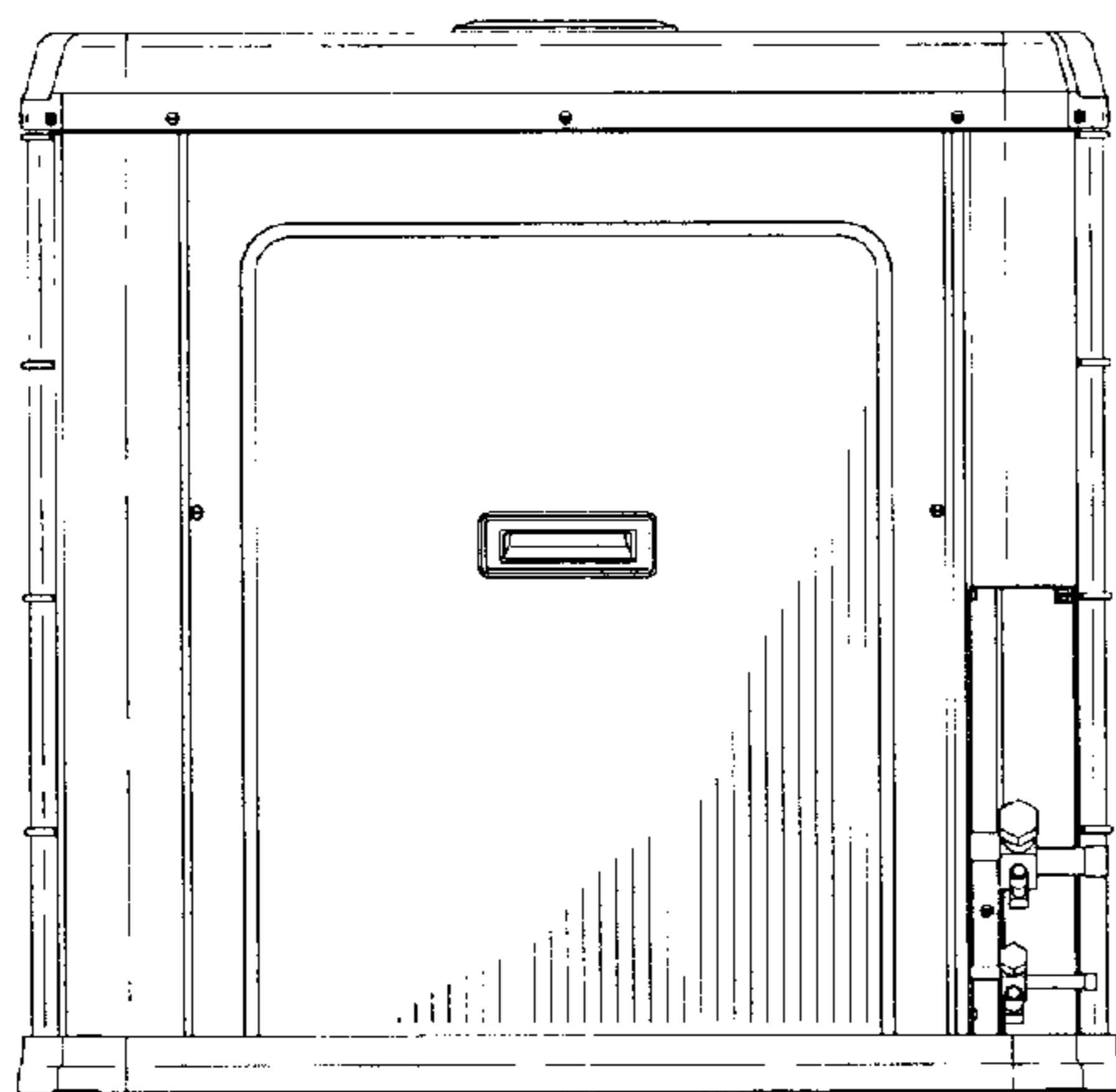


FIG-3

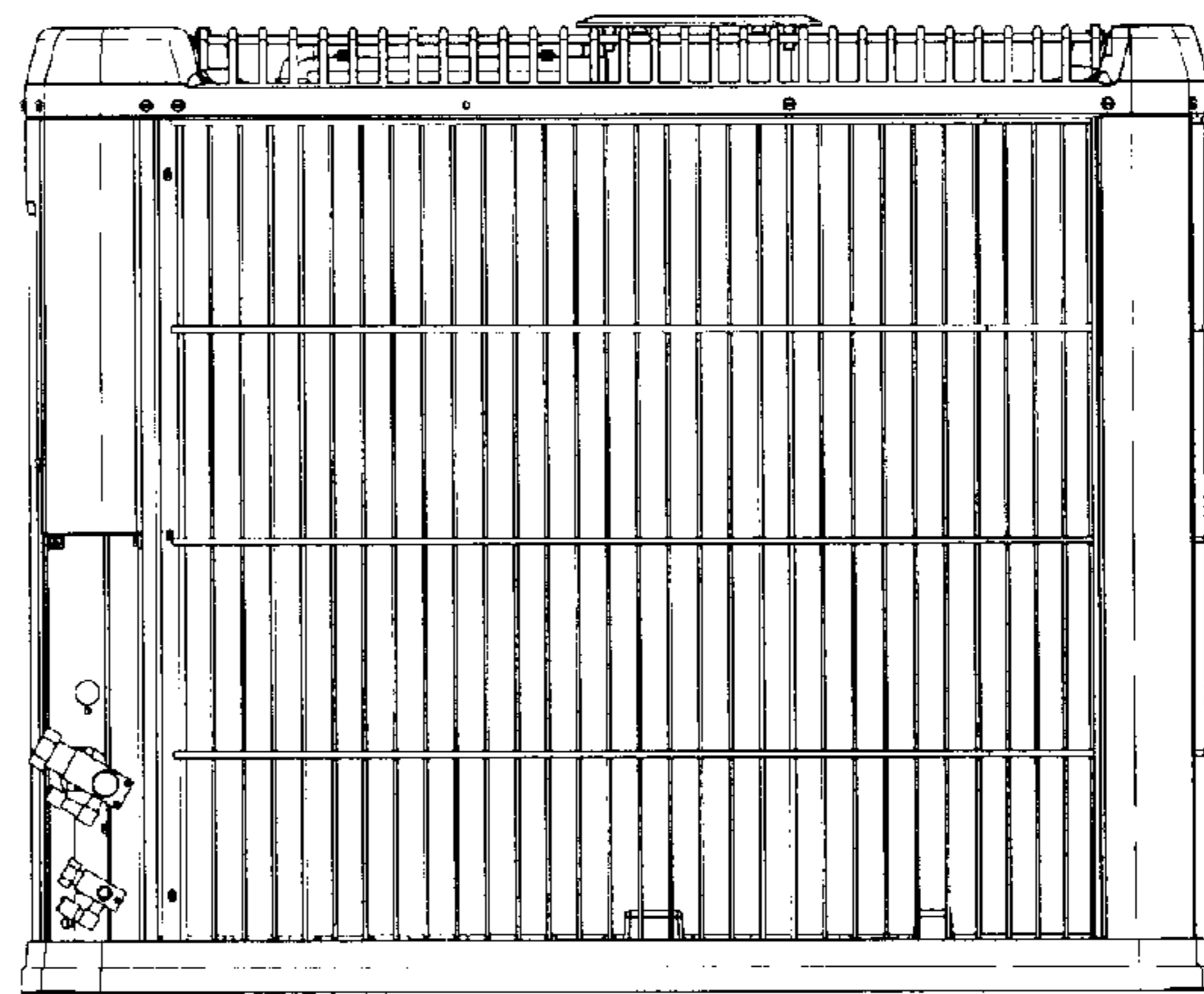


FIG-4

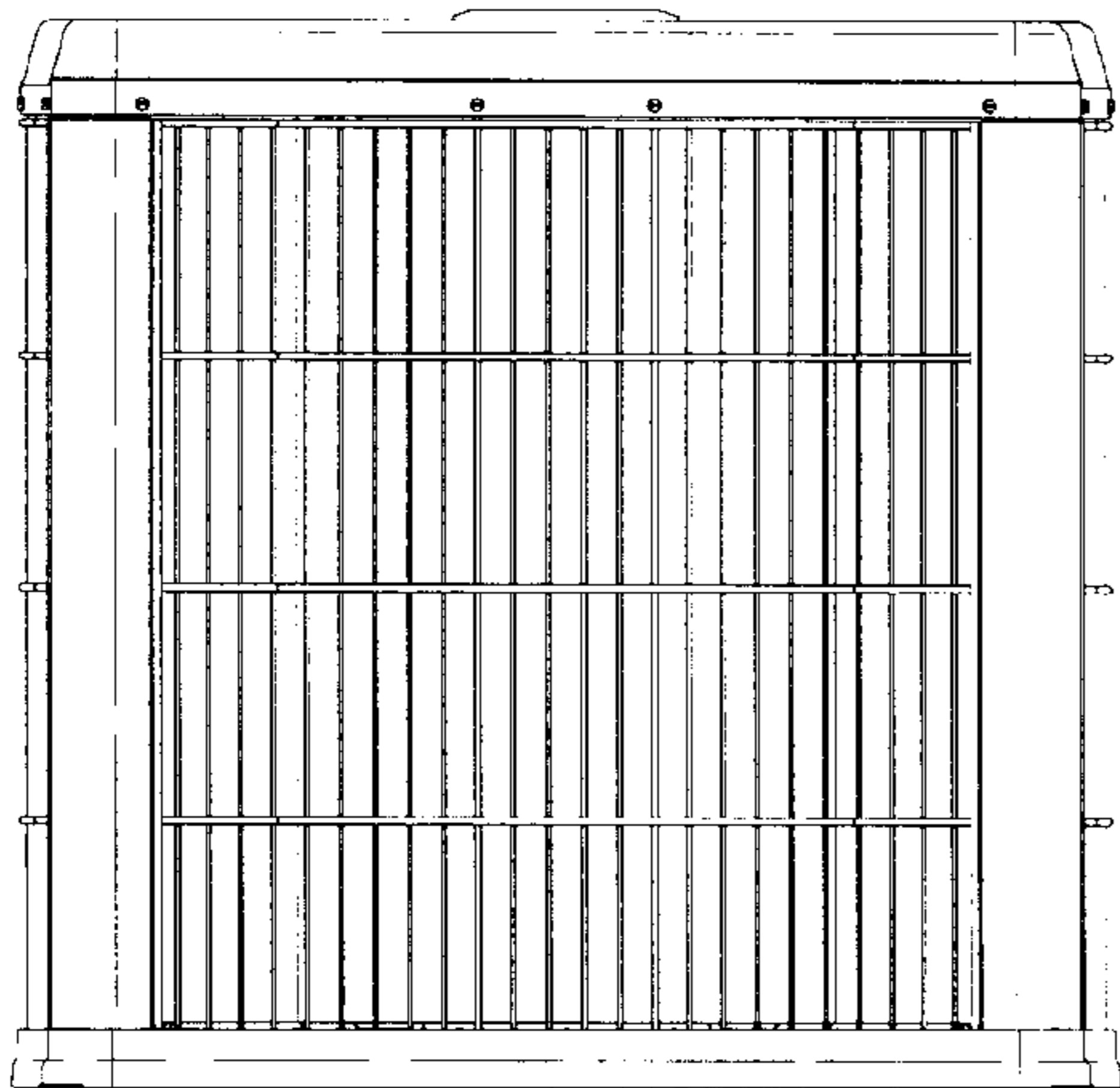


FIG-5

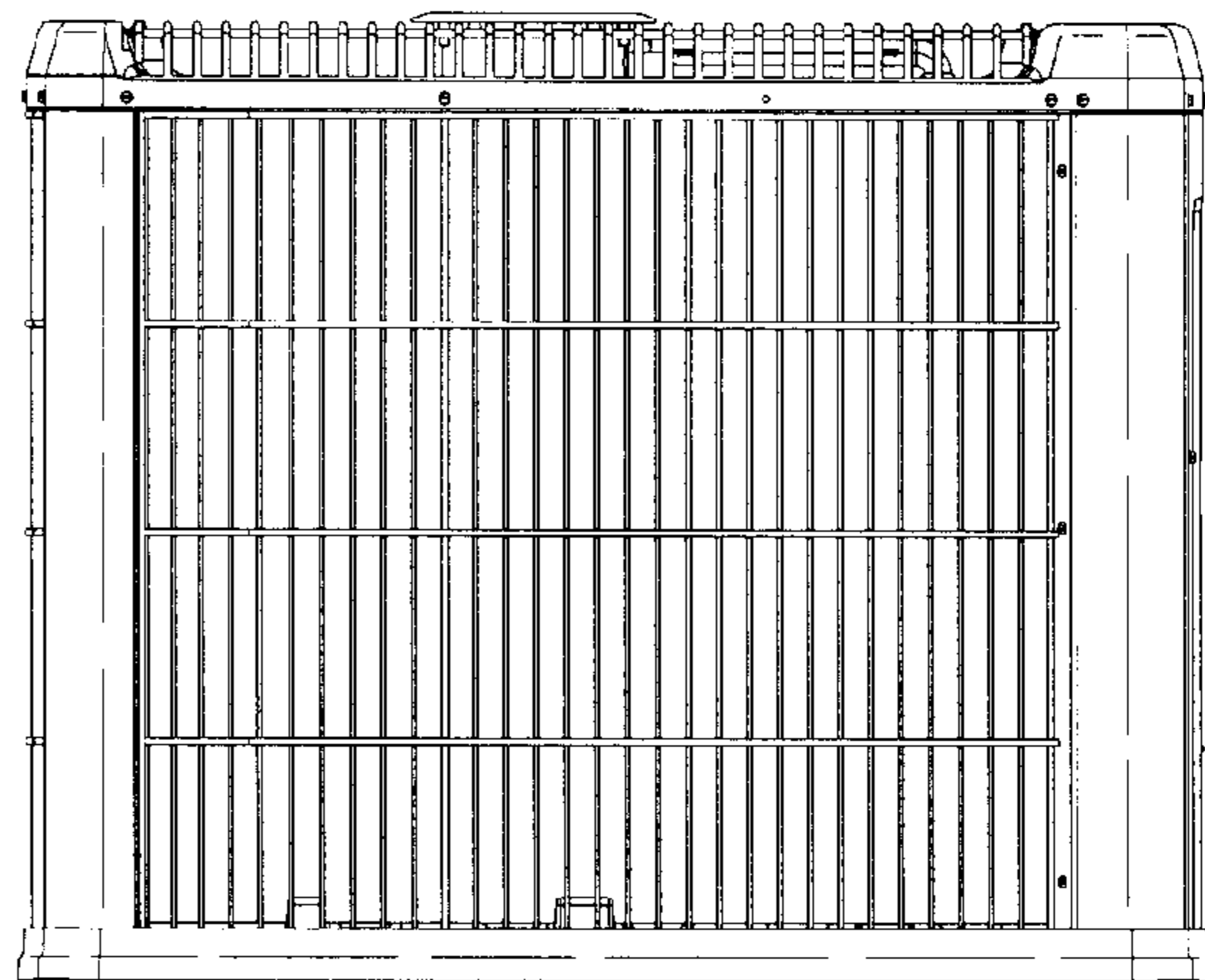


FIG-6

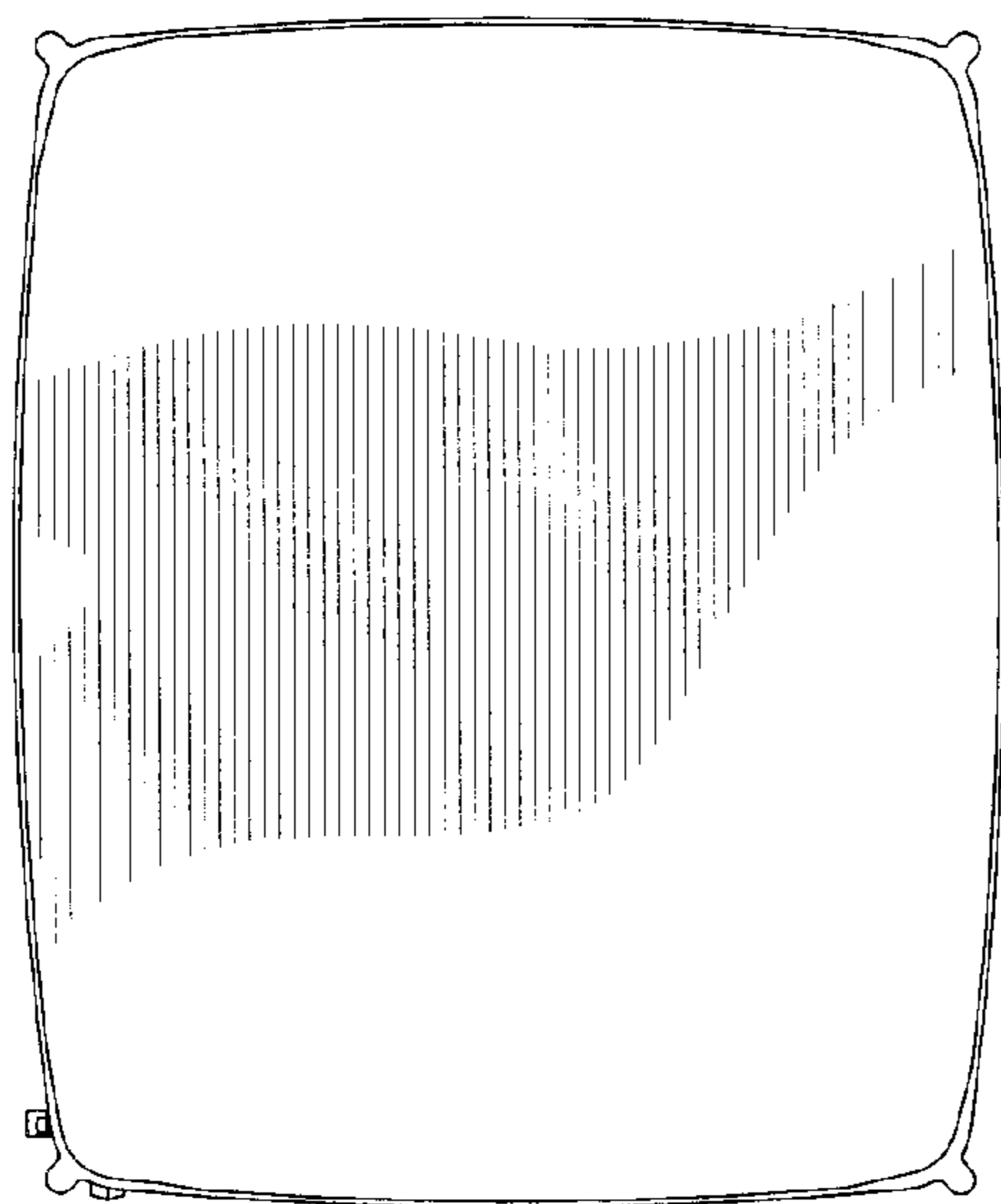


FIG-7

UNITED STATES PATENT AND TRADEMARK OFFICE
CERTIFICATE OF CORRECTION

PATENT NO. : Des. 503,783 S
DATED : April 5, 2005
INVENTOR(S) : Tucker et al.

Page 1 of 1

It is certified that error appears in the above-identified patent and that said Letters Patent is hereby corrected as shown below:

Title page.

Primary Examiner, "Brian N Vinson" should be -- Brian N. Vinson --.

Item [57], **DESCRIPTION**,

Figure 6, "and," should be -- and --.

Signed and Sealed this

Thirtieth Day of August, 2005

A handwritten signature in black ink on a light gray dotted background. The signature reads "Jon W. Dudas" in a cursive style.

JON W. DUDAS

Director of the United States Patent and Trademark Office

UNITED STATES PATENT AND TRADEMARK OFFICE
CERTIFICATE OF CORRECTION

PATENT NO. : Des. 503,783 S
DATED : April 5, 2005
INVENTOR(S) : Tucker et al.

Page 1 of 1

It is certified that error appears in the above-identified patent and that said Letters Patent is hereby corrected as shown below:

Title page,
Item [57], **Claim,**
Line 2, "system, as shown" should be -- system as shown --.

Signed and Sealed this

Twenty-ninth Day of November, 2005

A handwritten signature in black ink that reads "Jon W. Dudas". The signature is written in a cursive style with a large, stylized initial "J".

JON W. DUDAS
Director of the United States Patent and Trademark Office