

US00D503777S

(12) **United States Design Patent** (10) **Patent No.:** **US D503,777 S**
Costello et al. (45) **Date of Patent:** **** Apr. 5, 2005**

(54) **FAUCET SPOUT**

(75) Inventors: **John C. Costello**, Wellesley, MA (US);
Roy A. Thompson, Dorchester, MA
(US); **Lizabeth Dretzka**, Cleveland
Heights, OH (US)

(73) Assignee: **Moen Incorporated**, North Olmsted,
OH (US)

(**) Term: **14 Years**

(21) Appl. No.: **29/170,288**

(22) Filed: **Nov. 4, 2002**

(51) **LOC (7) Cl.** **23-01**

(52) **U.S. Cl.** **D23/255; D23/238**

(58) **Field of Search** **D23/232-243,**
D23/250-257; 4/675-678; 137/801

(56) **References Cited**

U.S. PATENT DOCUMENTS

D276,259 S	11/1984	Miller
D287,747 S	1/1987	Miller et al.
D288,835 S	3/1987	Yost
D295,551 S	5/1988	Yost
D314,813 S	2/1991	Jans
D321,750 S	11/1991	Spangler
D329,083 S	9/1992	Dannenberg
D350,390 S	9/1994	Bollenbacher
D352,095 S	11/1994	Bollenbacher
D363,974 S	11/1995	Doughty et al.
D373,179 S	8/1996	Sieger
D375,149 S	10/1996	Robbins

D376,413 S	12/1996	Kergoet
D377,517 S	1/1997	Doughty et al.
D409,292 S	5/1999	Hyde et al.
D434,122 S	11/2000	Meda
D434,473 S	11/2000	Spangler
D438,288 S	2/2001	Mark et al.
D438,289 S	2/2001	Mark et al.
D438,934 S	3/2001	Mark et al.
D438,935 S	3/2001	Mark et al.
D440,633 S	4/2001	Fleischmann
D440,635 S	4/2001	Fleischmann
D441,836 S	5/2001	Mark et al.

Primary Examiner—Louis S. Zarfes
Assistant Examiner—Gregory Andoll
(74) *Attorney, Agent, or Firm*—Calfee, Halter & Griswold
LLP

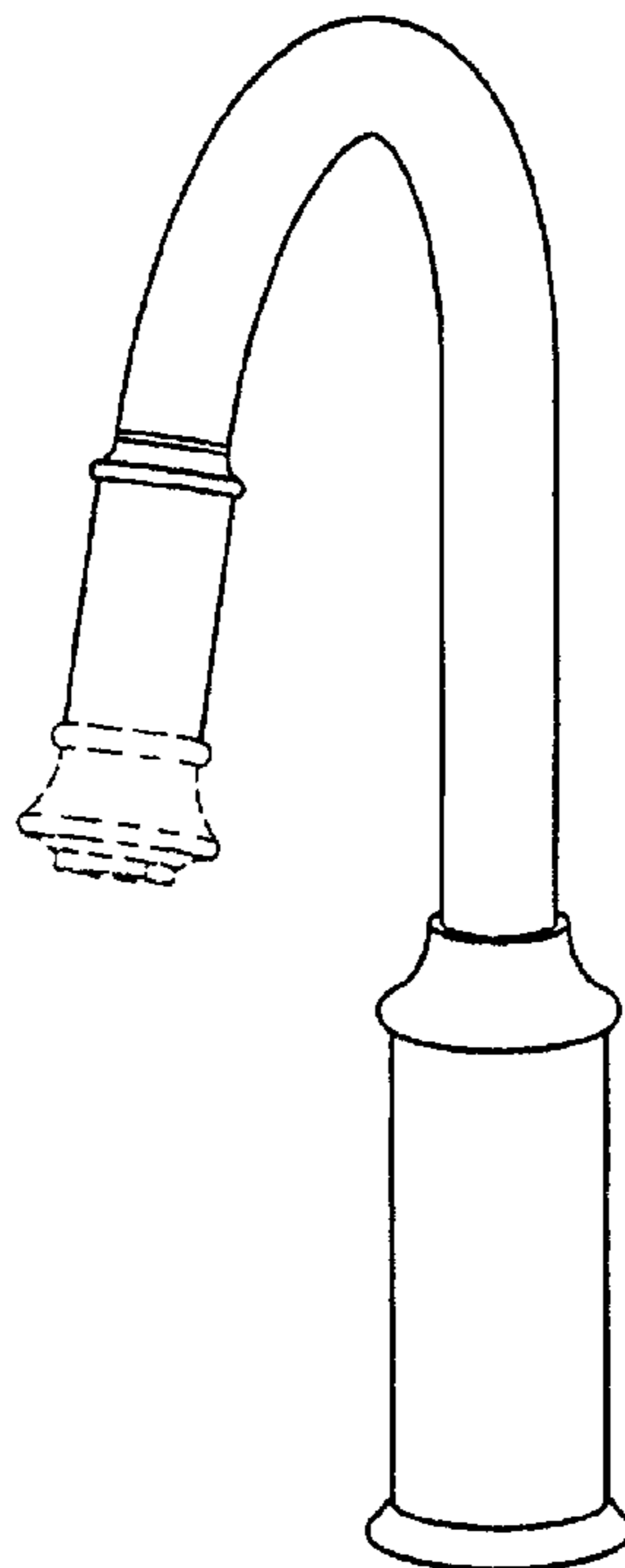
(57) **CLAIM**

The ornamental design for a faucet spout, as shown and described.

DESCRIPTION

FIG. 1 is a perspective view of our new design for a faucet spout;
FIG. 2 is a front elevation view;
FIG. 3 is a rear elevation view;
FIG. 4 is a right side elevation view, the left side being a mirror image thereof;
FIG. 5 is a top plan view; and,
FIG. 6 is a bottom plan view.
The broken lines in the Figures are for illustrative purposes only and form no part of the claimed design.

1 Claim, 2 Drawing Sheets



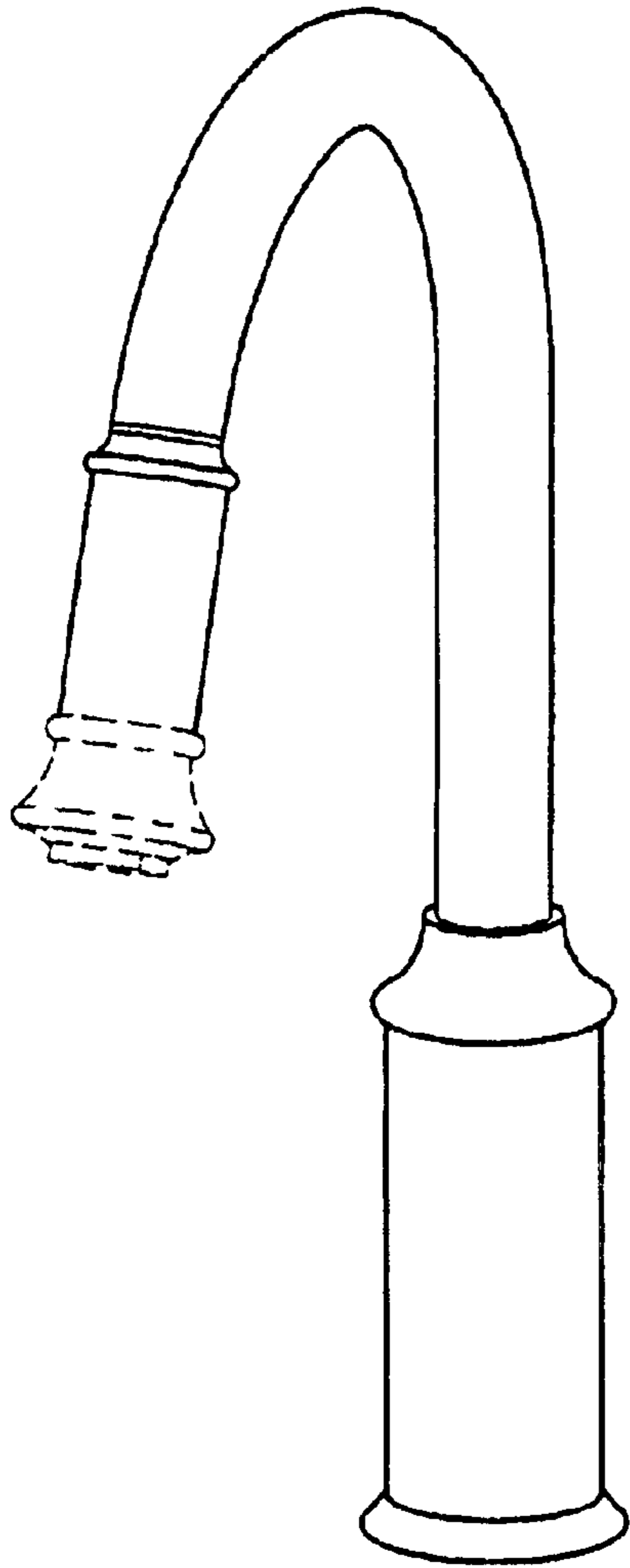


FIG. 1




FIG. 3

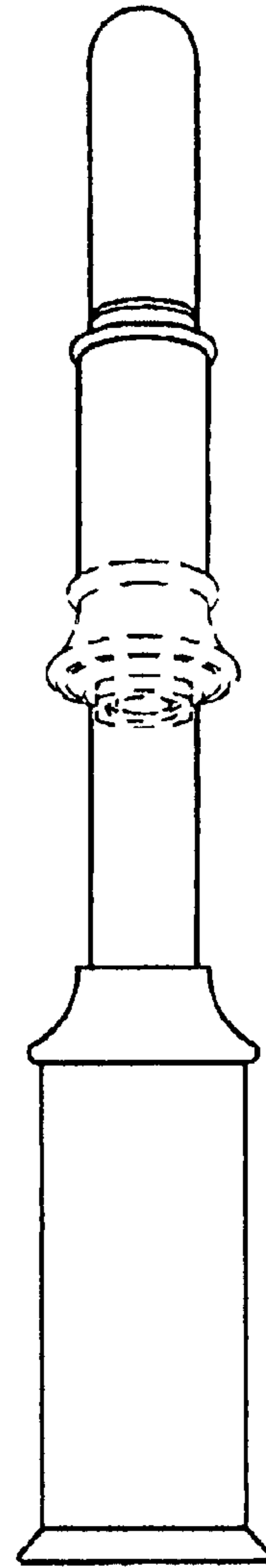


FIG. 2



FIG. 5

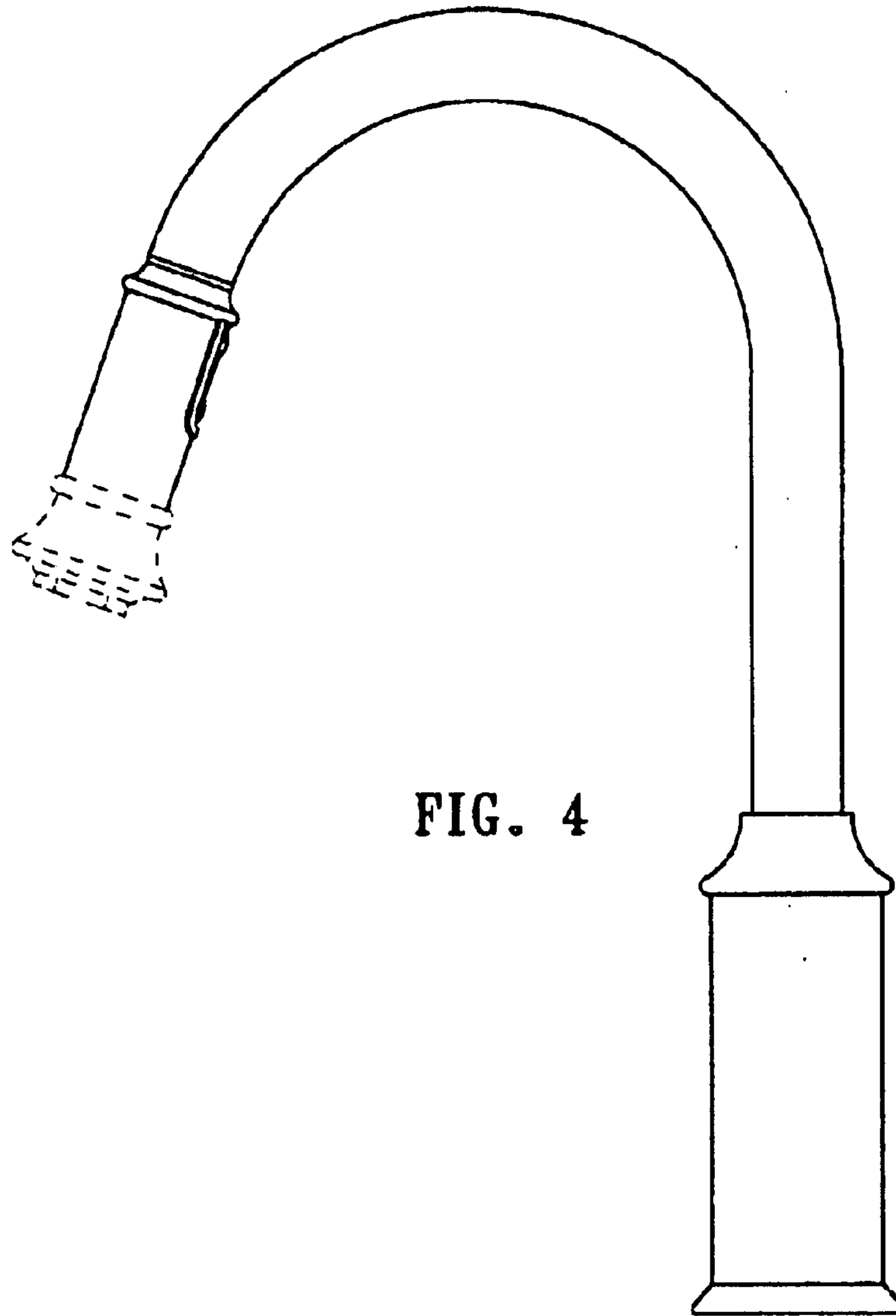


FIG. 4




FIG. 6