

US00D503765S

(12) **United States Design Patent** (10) **Patent No.:** **US D503,765 S**
Klimenko (45) **Date of Patent:** **** Apr. 5, 2005**

(54) **INFLATABLE OBJECT FOR RECREATIONAL USE**

(75) Inventor: **Konstantin Klimenko**, Los Angeles, CA (US)

(73) Assignee: **Sevylor U.S.A., Inc.**, Los Angeles, CA (US)

(**) Term: **14 Years**

(21) Appl. No.: **29/166,337**

(22) Filed: **Aug. 26, 2002**

(51) **LOC (7) Cl.** **21-02**

(52) **U.S. Cl.** **D21/803**

(58) **Field of Search** D21/803, 769, D21/770, 440, 436; D6/604, 601, 354, 355, 349; D12/114; 297/195.1, 199, 214; 5/655.3, 652-654, 655.5, 655.9, 630-632; 441/129-132, 66, 40, 41, 43; 114/345

(56) **References Cited**

U.S. PATENT DOCUMENTS

D22,121 S	*	1/1893	Varnum	D6/604
1,991,751 A	*	2/1935	Kennedy	297/214
3,811,144 A	*	5/1974	Yamanka	441/30
D265,327 S	*	7/1982	Okamoto	D21/440
D316,586 S		4/1991	Tager et al.		
5,167,554 A		12/1992	Tager et al.		
5,643,031 A	*	7/1997	Fenton et al.	441/130
D394,978 S	*	6/1998	Smith	D6/604
D397,755 S	*	9/1998	Peterson	D21/803

D401,982 S	*	12/1998	Peterson	D21/803
D407,779 S	*	4/1999	Peterson	D21/803
6,012,778 A	*	1/2000	Peterson	297/452.41
6,102,759 A		8/2000	Klimenko		

* cited by examiner

Primary Examiner—Lucy Lieberman

(74) *Attorney, Agent, or Firm*—Dean W. Russell; Kilpatrick Stockton LLP

(57) **CLAIM**

I claim the ornamental design for an inflatable object for recreational use, as shown and described.

DESCRIPTION

FIG. 1 is a top plan view of an inflatable object for recreational use according to the present design;

FIG. 2 is a bottom plan view of the inflatable object for recreational use;

FIG. 3 is an end view of the inflatable object for recreational use;

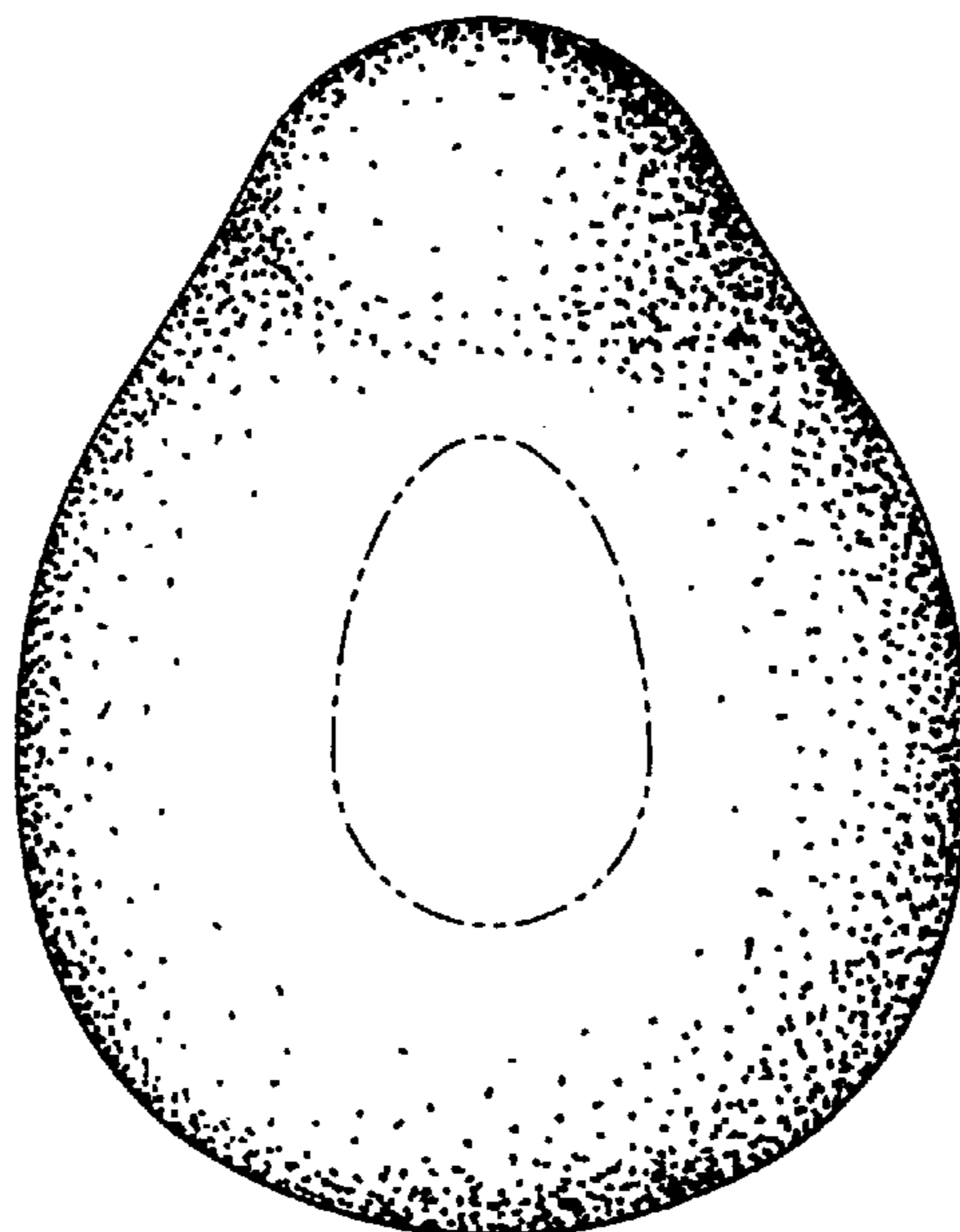
FIG. 4 is an end view of the inflatable object for recreational use showing the end opposite of FIG. 3;

FIG. 5 is a side view of the inflatable object for recreational use of FIG. 1; and,

FIG. 6 is a view of the side of the inflatable object for recreational use of FIG. 1 opposite the side depicted in FIG. 5.

The broken lines appearing in FIGS. 1 and 2 form no part of the claimed design, but rather are for illustrative purposes only.

1 Claim, 1 Drawing Sheet



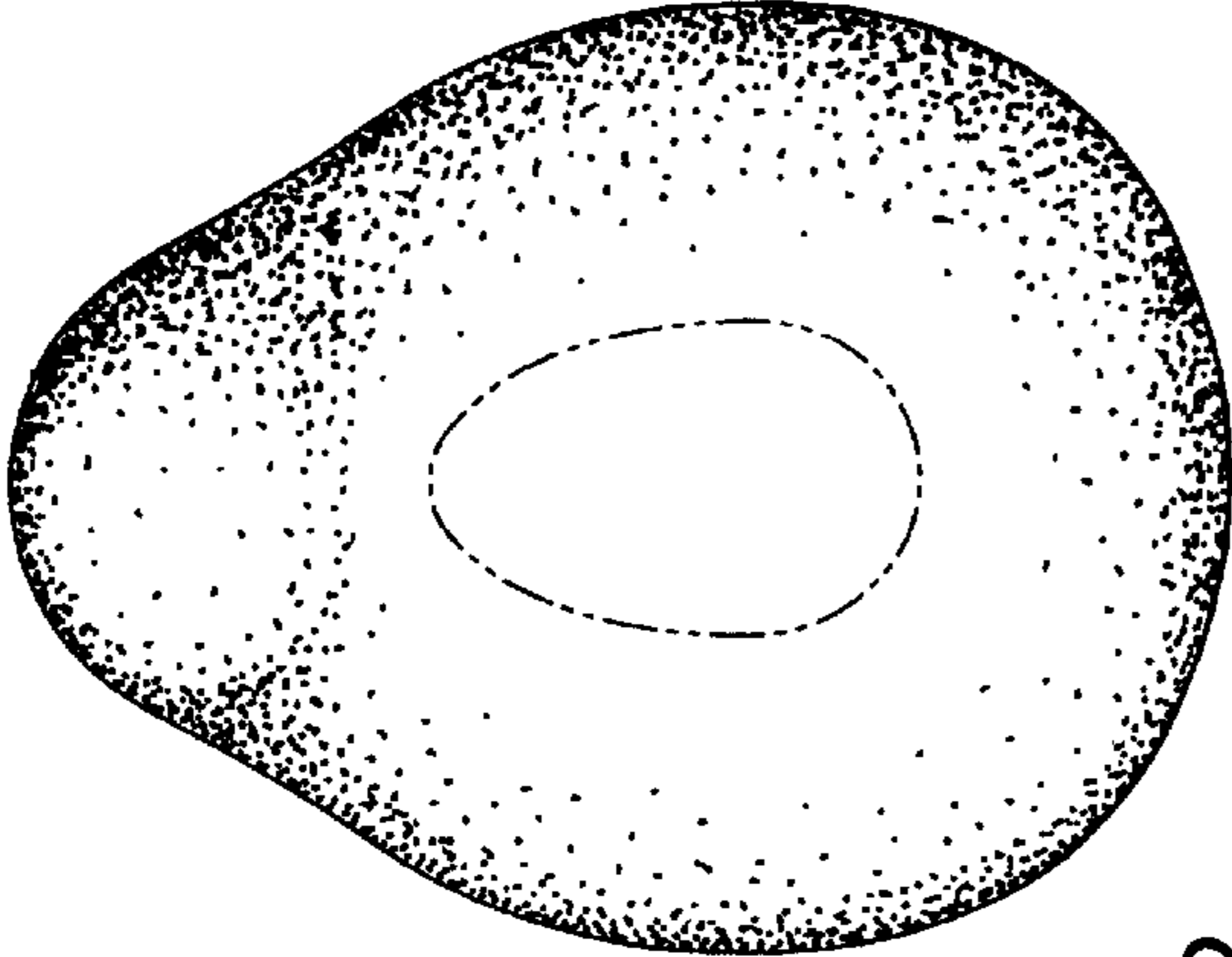


FIG. 2

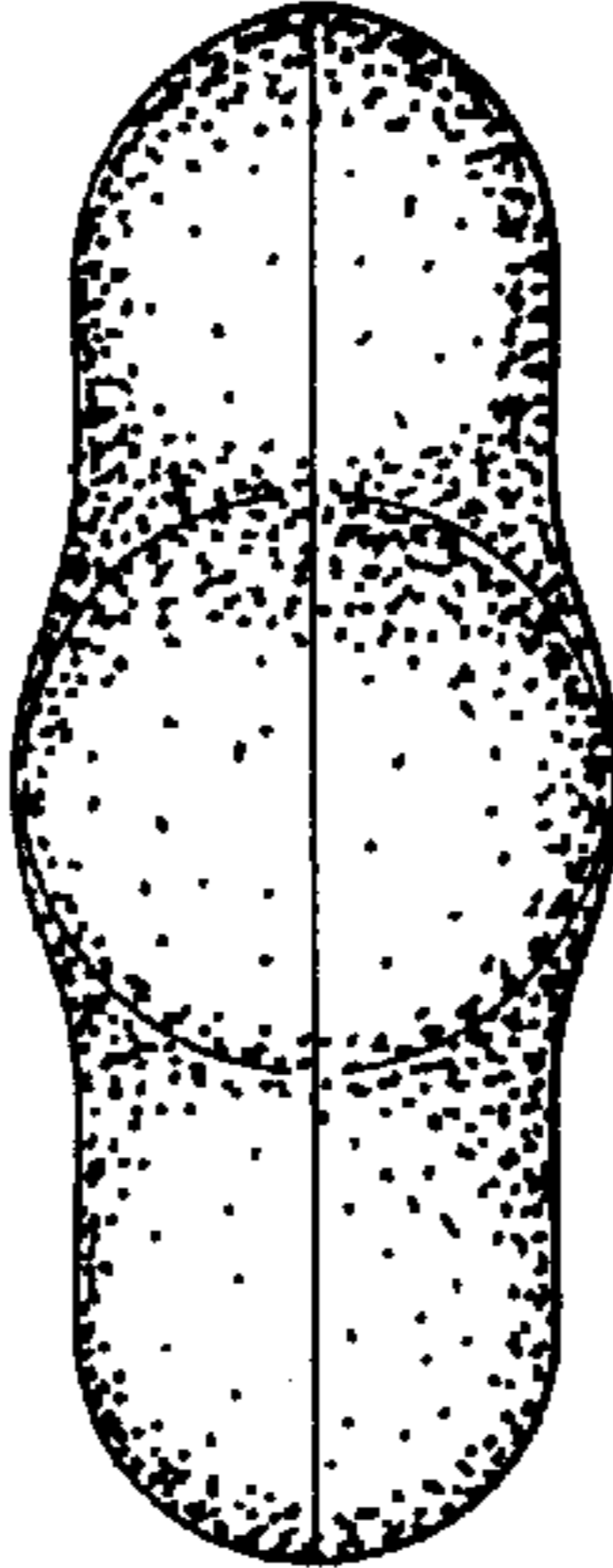


FIG. 4




FIG. 5

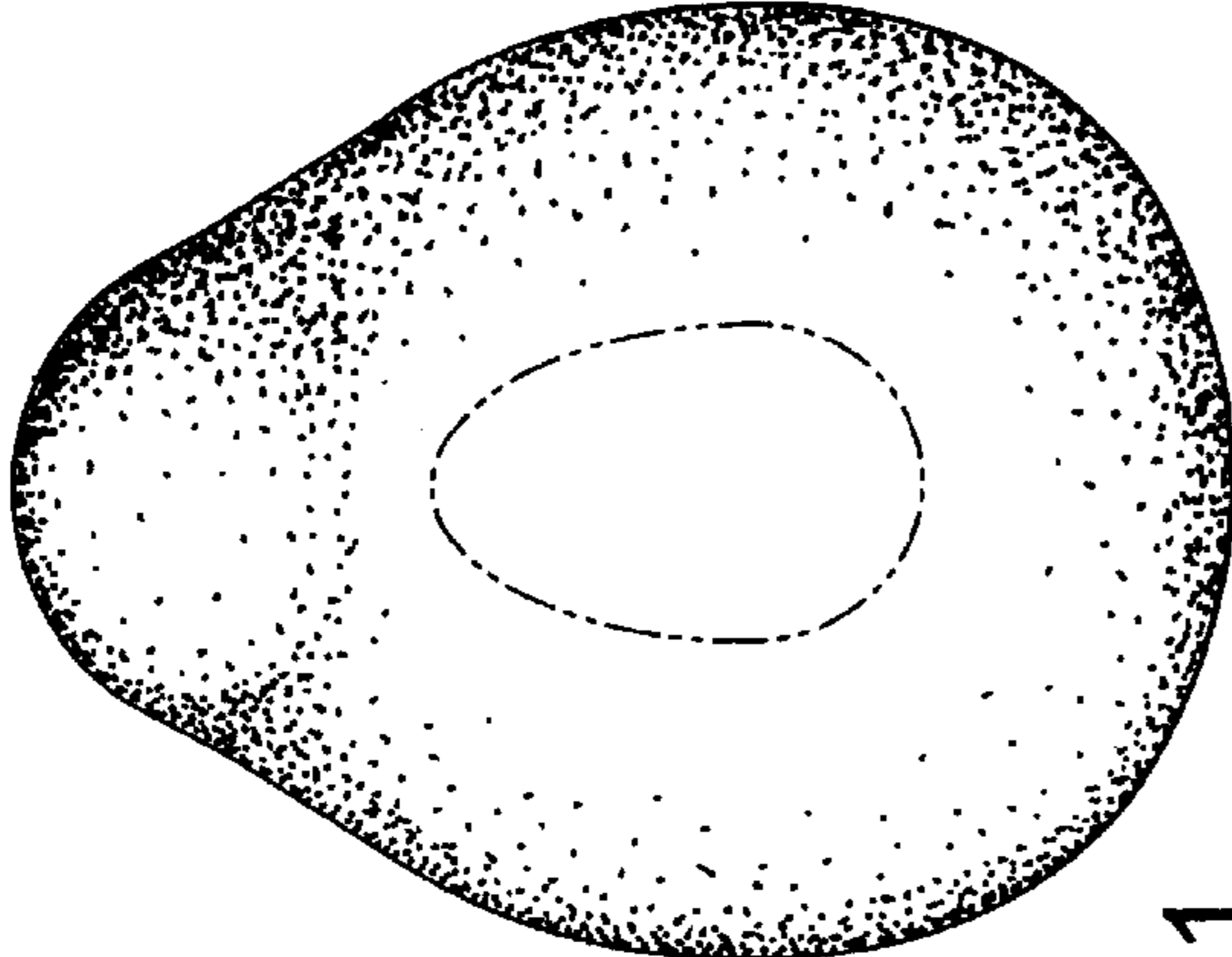


FIG. 1

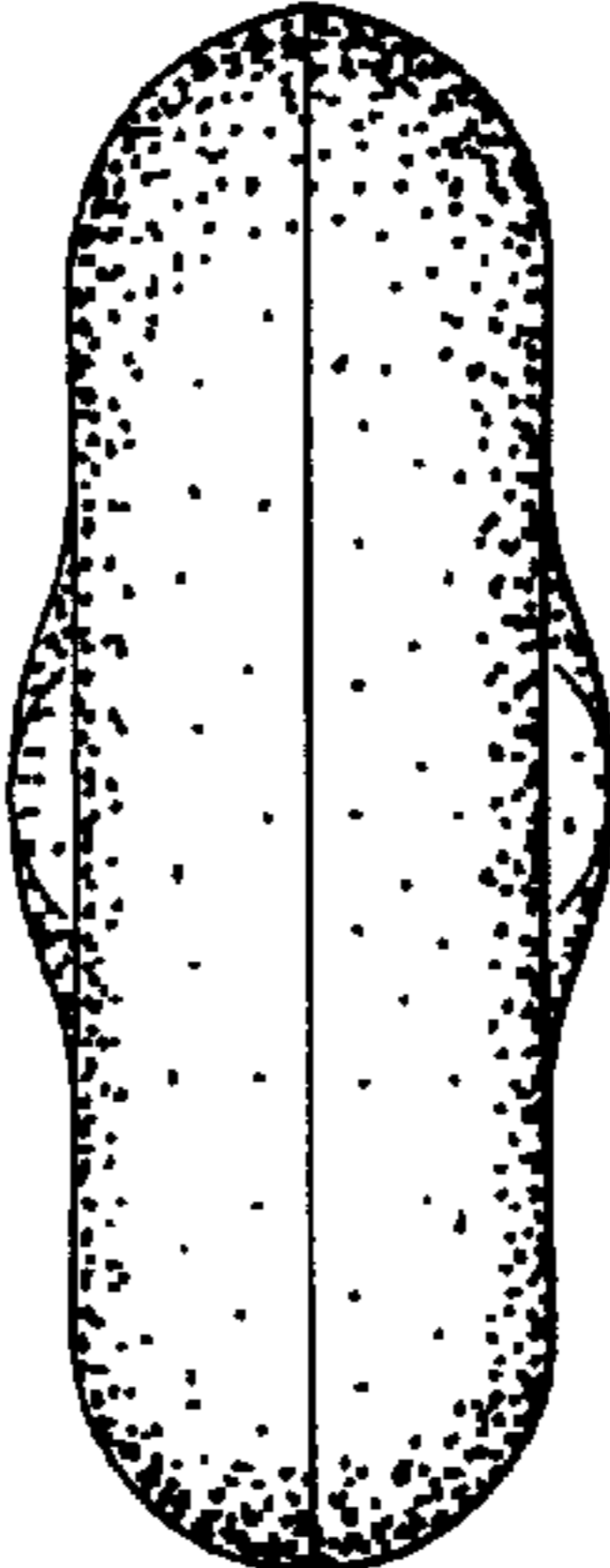


FIG. 3

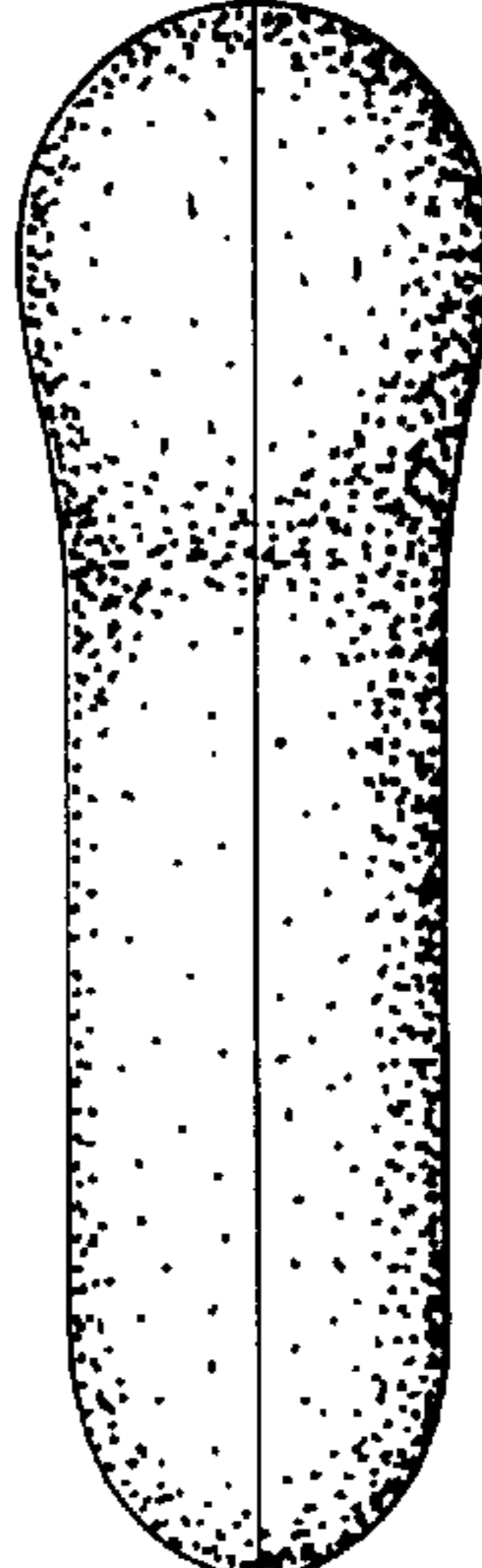


FIG. 6