



US00D503746S

(12) **United States Design Patent**
Lewandowski

(10) **Patent No.: US D503,746 S**
(45) **Date of Patent: ** Apr. 5, 2005**

(54) **SIGN**

(75) **Inventor: Henry B. Lewandowski**, Orchard Park, NY (US)

(73) **Assignee: MoldCraft, Inc.**, Depew, NY (US)

(**) **Term: 14 Years**

(21) **Appl. No.: 29/199,622**

(22) **Filed: Feb. 19, 2004**

(51) **LOC (7) Cl. 19-08**

(52) **U.S. Cl. D20/27**

(58) **Field of Search** D20/10, 13, 16,
D20/17, 39-43, 99; D9/432-433, 456; 40/559,
584, 607.01, 607.03, 607.05, 607.08, 607.09,
124.09, 124.19; 229/198.2; 283/56; 428/136-137

(56) **References Cited**

U.S. PATENT DOCUMENTS

D287,031 S	*	12/1986	Cunitz	D20/31
D422,641 S	*	4/2000	Harris, Sr.	D20/40
D431,839 S	*	10/2000	McCaffrey, Jr.	D20/10
D481,420 S	*	10/2003	Gardner	D20/41

OTHER PUBLICATIONS

Hy-Ko Products Tyvek "Posted" Hunting Supply Signs, Found Online At:http://www.amazon.com/exec/obidos/tg/detail/-/B0002LNFZE/qid=1095690088/sr=8-1/ref=sr_8_xs_ap_i1_xgl200/002-38314931132811?v=glance&s=sporting-goods&n=507846.*

* cited by examiner

Primary Examiner—Robert M. Spear

(57) **CLAIM**

The ornamental design for a sign, as shown.

DESCRIPTION


FIG. 1, is a plan view of the front of a sign, showing my new design.

FIG. 2, is a plan view of the rear of the sign of FIG. 1.

FIG. 3, is a plan view of the bottom side of the sign of FIG. 1, the top side being a mirror image thereof; and,

FIG. 4, is a plan view of the left side of the sign of FIG. 1, the right side being a mirror image thereof.

1 Claim, 3 Drawing Sheets






Fig. 1



Fig. 2

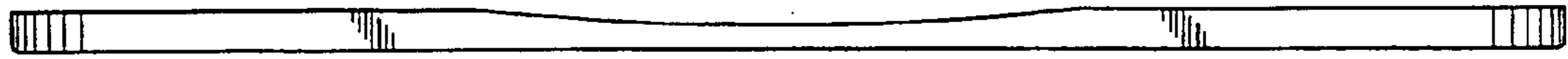


Fig.3



Fig.4