

US00D503743S

(12) **United States Design Patent**  
**Huffer et al.**

(10) **Patent No.:** **US D503,743 S**

(45) **Date of Patent:** **\*\* Apr. 5, 2005**

(54) **VENDING MACHINE AND STAND**

(76) Inventors: **Douglas C. Huffer**, 264 Willow Lake Dr., Aiken, SC (US) 29803; **Fred Lowery**, 2508 134<sup>th</sup> St., Urbandale, IA (US) 50323; **Gary Petersen**, 14647 N. 30<sup>th</sup> Ave. East, Grinnell, IA (US) 50112-7581; **Keith Gausmann**, 273 Wedgewood Ct., Westerville, OH (US) 43082; **Samuel Joseph Marino**, 1209 Windcliff Ct., Grove City, OH (US) 43123; **Michael T. Kopczewski**, 595 Scioto Meadows Blvd., Grove City, OH (US) 43123; **Jay F. Perkins**, 9661 Jeffrey Dr., Bickerington, OH (US) 43147; **Doug Drenten**, 914 NE. Keystone Ct., Ankeny, IA (US) 50021; **Jeffrey T. DeBord**, 669 Evening St., Worthington, OH (US) 43085; **Kenneth Boyle**, 721 W. 9<sup>th</sup> St. South, Newton, IA (US) 50208; **Robert Brueckner**, 6656 Compton Ct., Johnston, IA (US) 50131; **John C. Thomas**, 2011 W. 15<sup>th</sup> St. South, Newton, IA (US) 50208

(\*\*) Term: **14 Years**

(21) Appl. No.: **29/186,391**

(22) Filed: **Jul. 14, 2003**

(51) **LOC (7) Cl.** ..... **20-01**

(52) **U.S. Cl.** ..... **D20/1; D20/5**

(58) **Field of Search** ..... D20/1-9; 194/239, 194/320, 342, 350; 221/92, 128, 155, 191, 194, 284

(56) **References Cited**

**U.S. PATENT DOCUMENTS**

D188,258 S \* 6/1960 Pitel ..... D20/4  
4,424,892 A \* 1/1984 Marcroft ..... 194/346  
D430,900 S \* 9/2000 Iwata et al. .... D20/4  
D454,161 S \* 3/2002 Sandor et al. .... D20/8

\* cited by examiner

*Primary Examiner*—Robert M. Spear

(74) *Attorney, Agent, or Firm*—Brian J. Laurenzo; Michael C. Gilchrist; Jason M. Hunt

(57) **CLAIM**

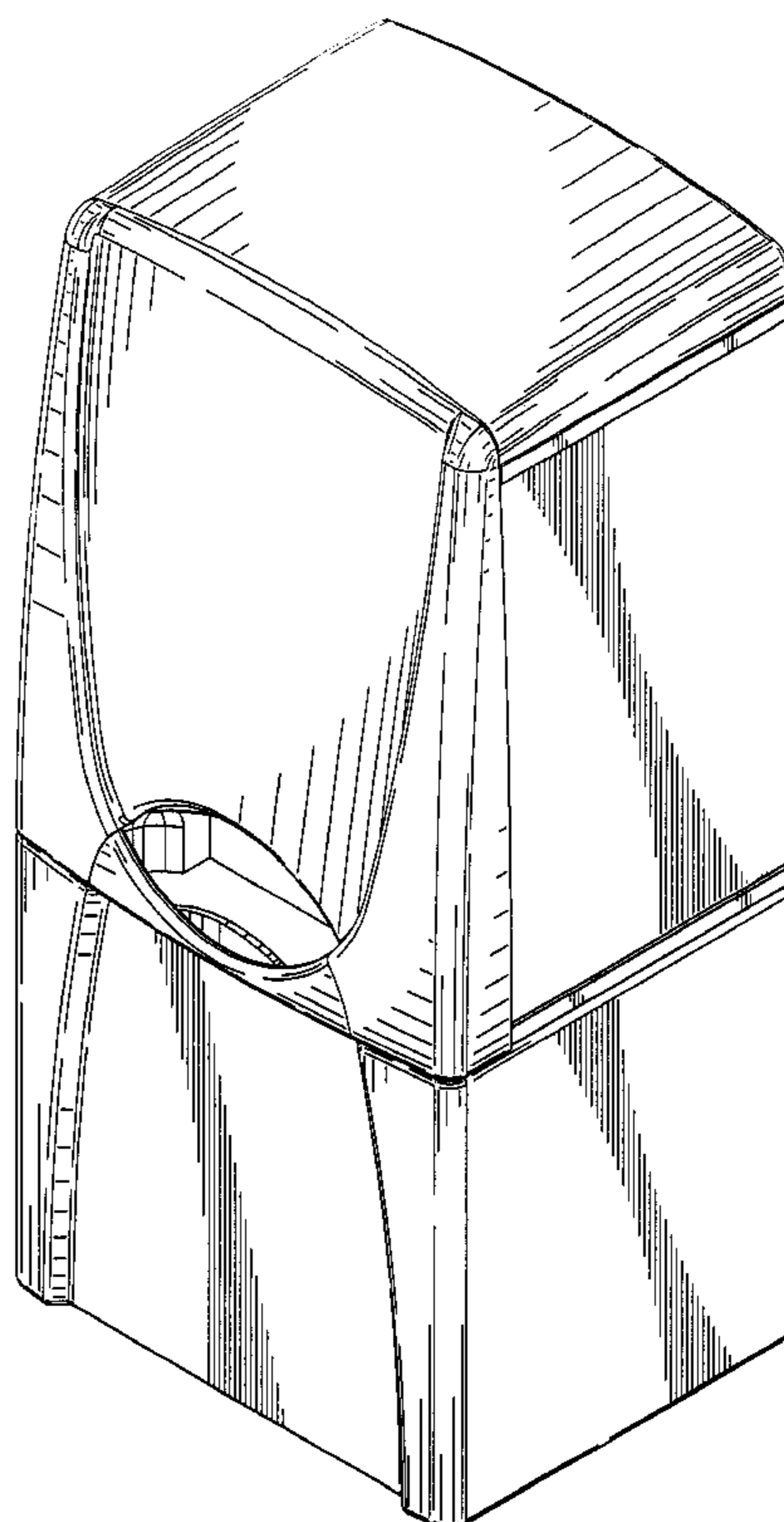
We claim the ornamental design for a vending machine and stand, substantially as shown and described.

**DESCRIPTION**

FIG. 1 is a perspective view of a vending machine and stand according to the present invention; and, FIG. 2 is a front elevation view of the vending machine and stand of FIG. 1.

The broken lines in the drawings represent environmental structure only and form no part of the claimed design.

**1 Claim, 2 Drawing Sheets**



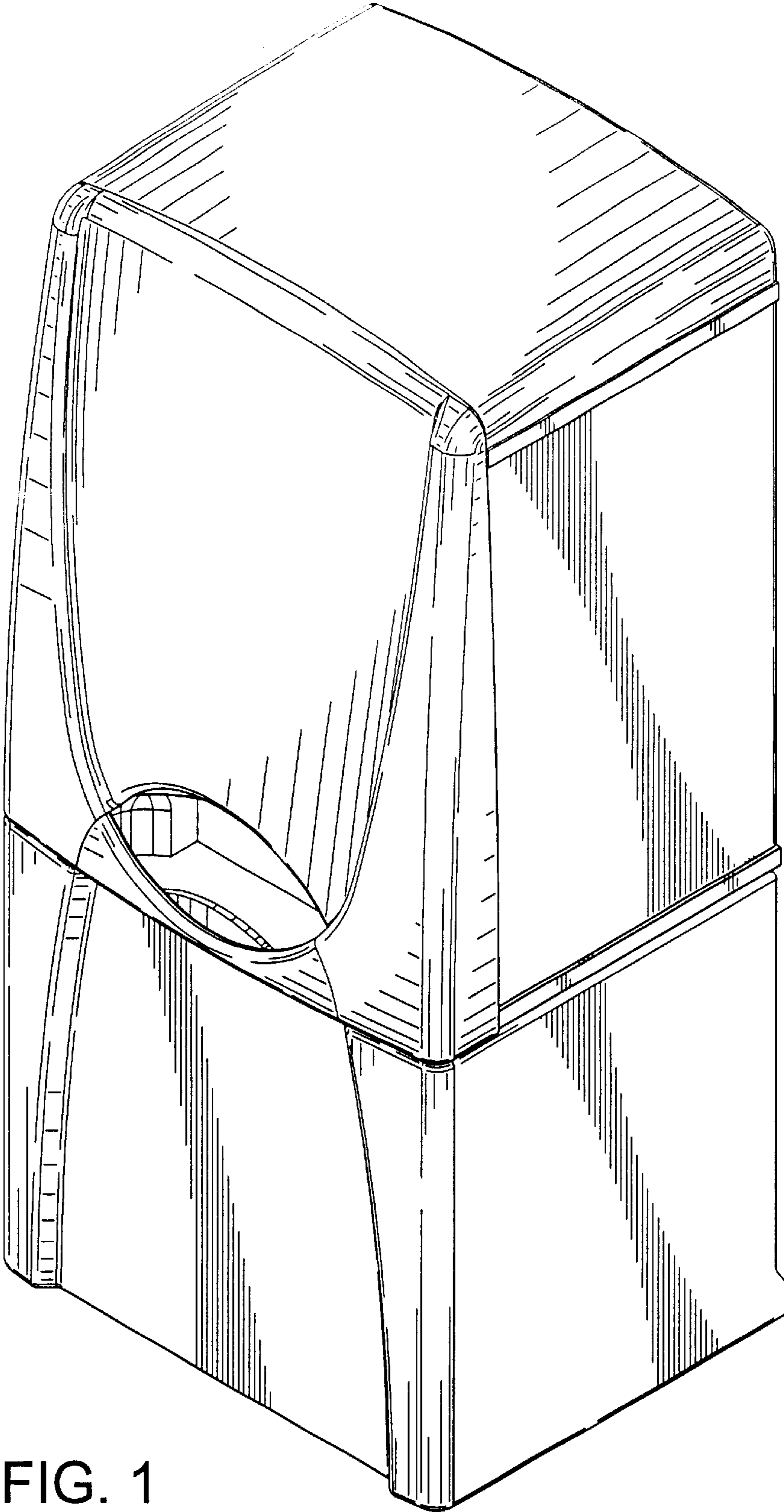


FIG. 1

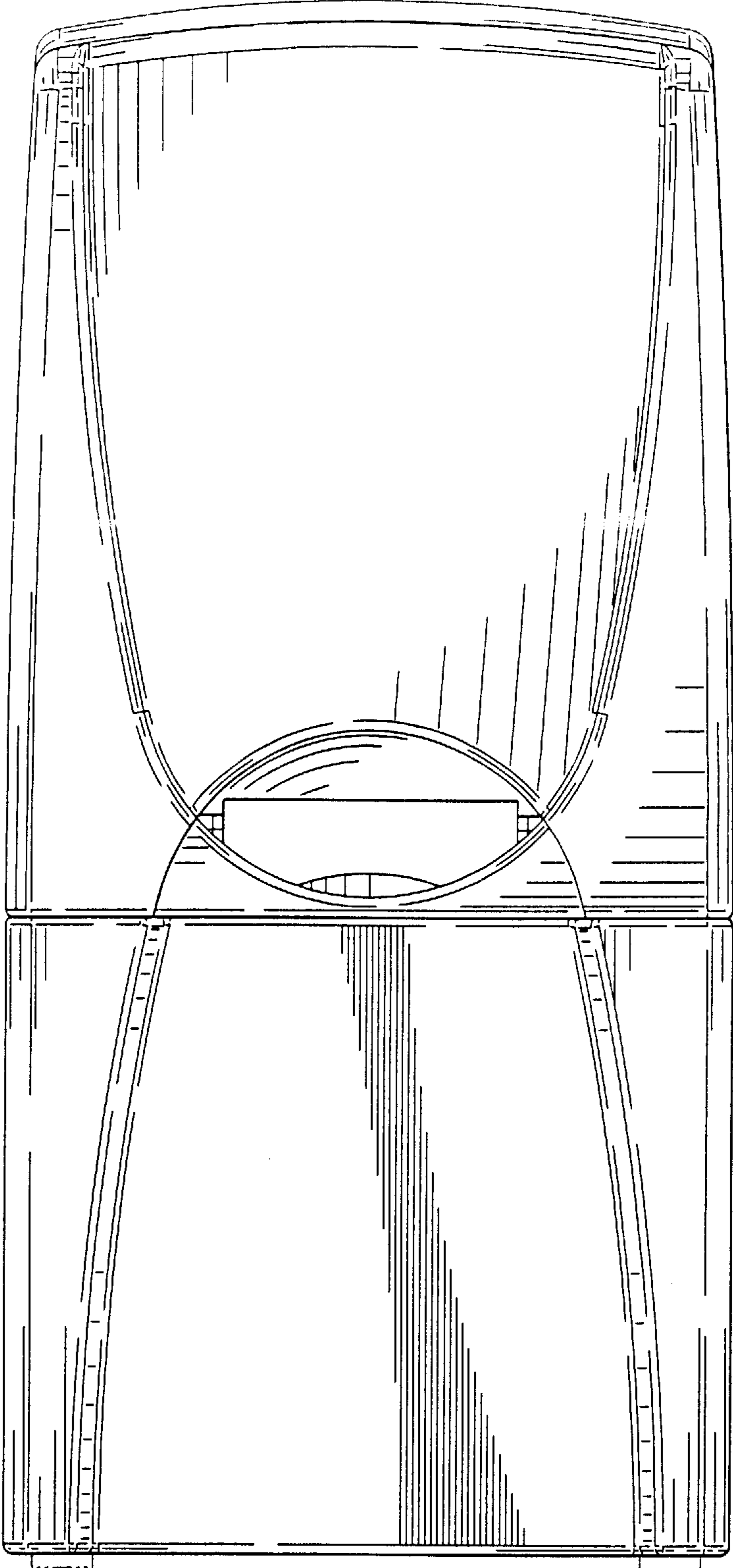


FIG. 2