

US00D503742S

(12) **United States Design Patent**  
**Mori**

(10) **Patent No.:** **US D503,742 S**

(45) **Date of Patent:** **\*\* Apr. 5, 2005**

(54) **WRITING INSTRUMENT**

D496,401 S \* 9/2004 Anand ..... D19/51

(75) Inventor: **Paola Mori**, Baldissero Torinese (IT)

\* cited by examiner

(73) Assignee: **Erga S.r.l.**, Turin (IT)

*Primary Examiner*—Martie K. Holtje

(74) *Attorney, Agent, or Firm*—Sughrue Mion, PLLC

(\*\*) Term: **14 Years**

(57) **CLAIM**

(21) Appl. No.: **29/208,538**

The ornamental design for a writing instrument, as shown and described.

(22) Filed: **Jul. 1, 2004**

(30) **Foreign Application Priority Data**

Apr. 26, 2004 (EM) ..... 166046

(51) **LOC (7) Cl.** ..... **19-06**

(52) **U.S. Cl.** ..... **D19/51; D19/55; D19/56**

(58) **Field of Search** ..... D19/35, 36, 41–51,  
D19/53–58, 81–85; 401/6, 7, 88, 99–102,  
103–106, 107–110, 111–117, 209; 24/10 R,  
11 R, 11 F, 11 M, 11 P, 11 PP

**DESCRIPTION**

FIG. 1 is a perspective view of the top front and right side of a writing instrument according to a first embodiment showing my new designs;

FIG. 2 is a front elevational view thereof;

FIG. 3 is a rear elevational view thereof;

FIG. 4 is a right side elevational view thereof;

FIG. 5 is a left side elevational view thereof;

FIG. 6 is a top plan view thereof;

FIG. 7 is a bottom plan view thereof;

FIG. 8 is a perspective view of the top front and right side of a writing instrument according to a second embodiment;

FIG. 9 is a front elevational view thereof;

FIG. 10 is a rear elevational view thereof;

FIG. 11 is a right side elevational view thereof;

FIG. 12 is a left side elevational view thereof;

FIG. 13 is a top plan view thereof; and,

FIG. 14 is a bottom plan view thereof.

(56) **References Cited**

**U.S. PATENT DOCUMENTS**

D330,911 S \* 11/1992 Tu ..... D19/51

D402,695 S \* 12/1998 Izushima ..... D19/51

D456,845 S \* 5/2002 Rommel ..... D19/49

D476,685 S \* 7/2003 Metaxatos et al. .... D19/51

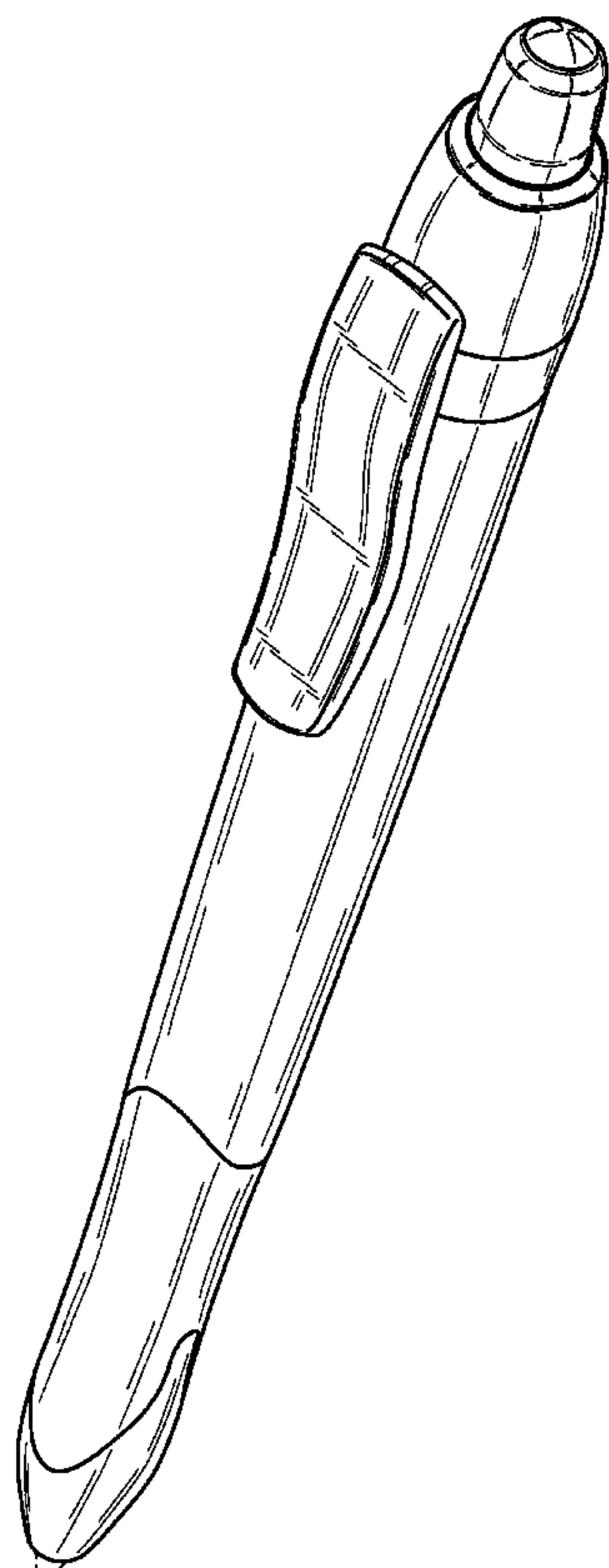
D489,085 S \* 4/2004 Willat et al. .... D19/36

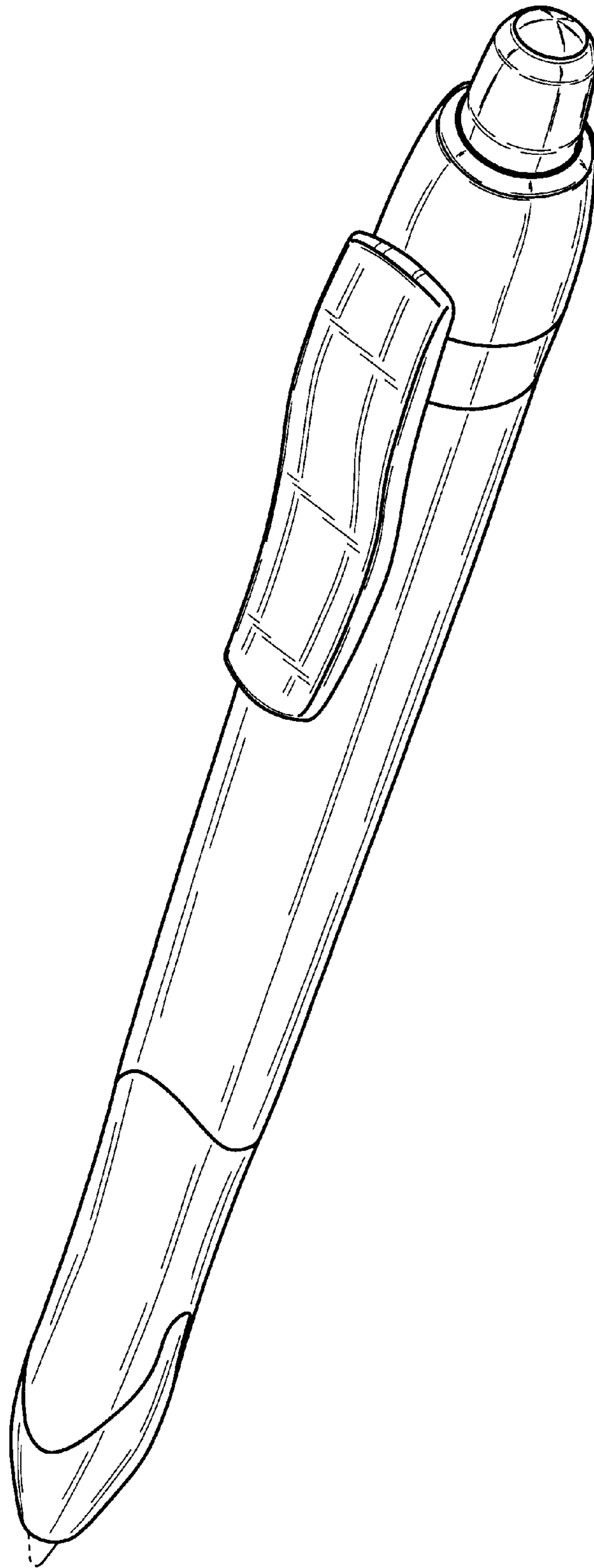
D491,605 S \* 6/2004 Hoffmann et al. .... D19/51

D494,218 S \* 8/2004 Anand ..... D19/51

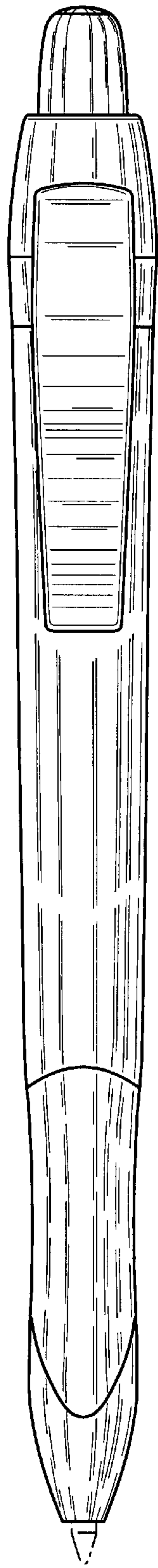
D495,365 S \* 8/2004 Cetera ..... D19/51

**1 Claim, 8 Drawing Sheets**

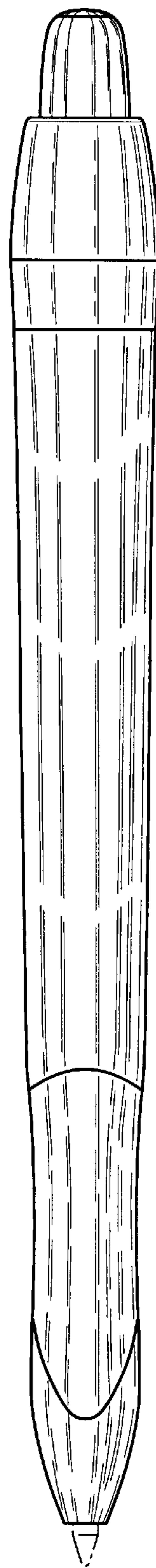




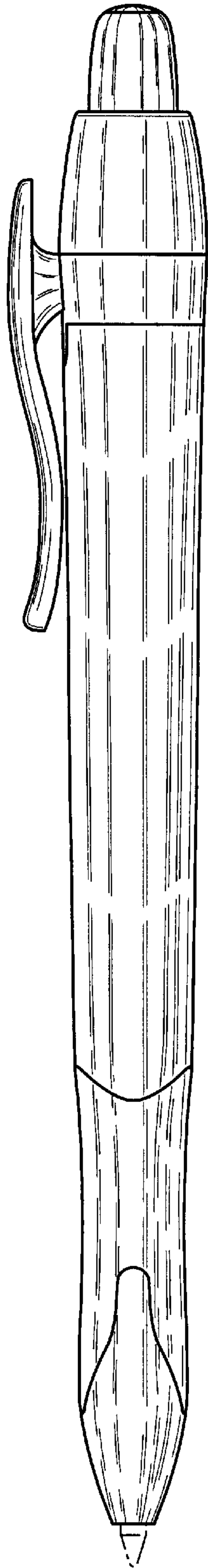
*Fig. 1*



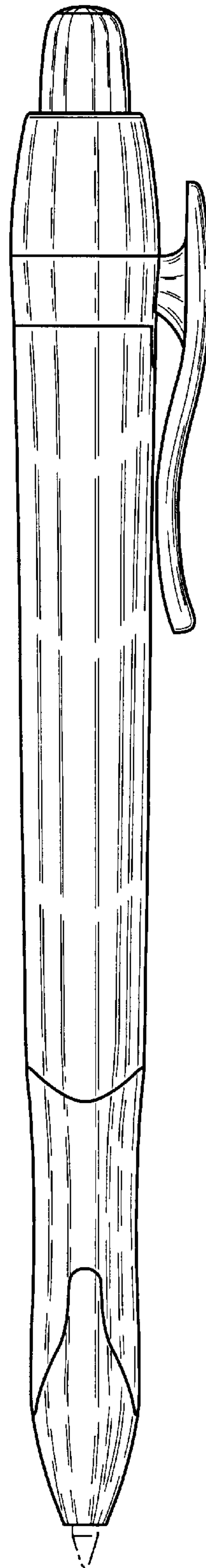
*Fig. 2*




*Fig. 3*




*Fig. 4*



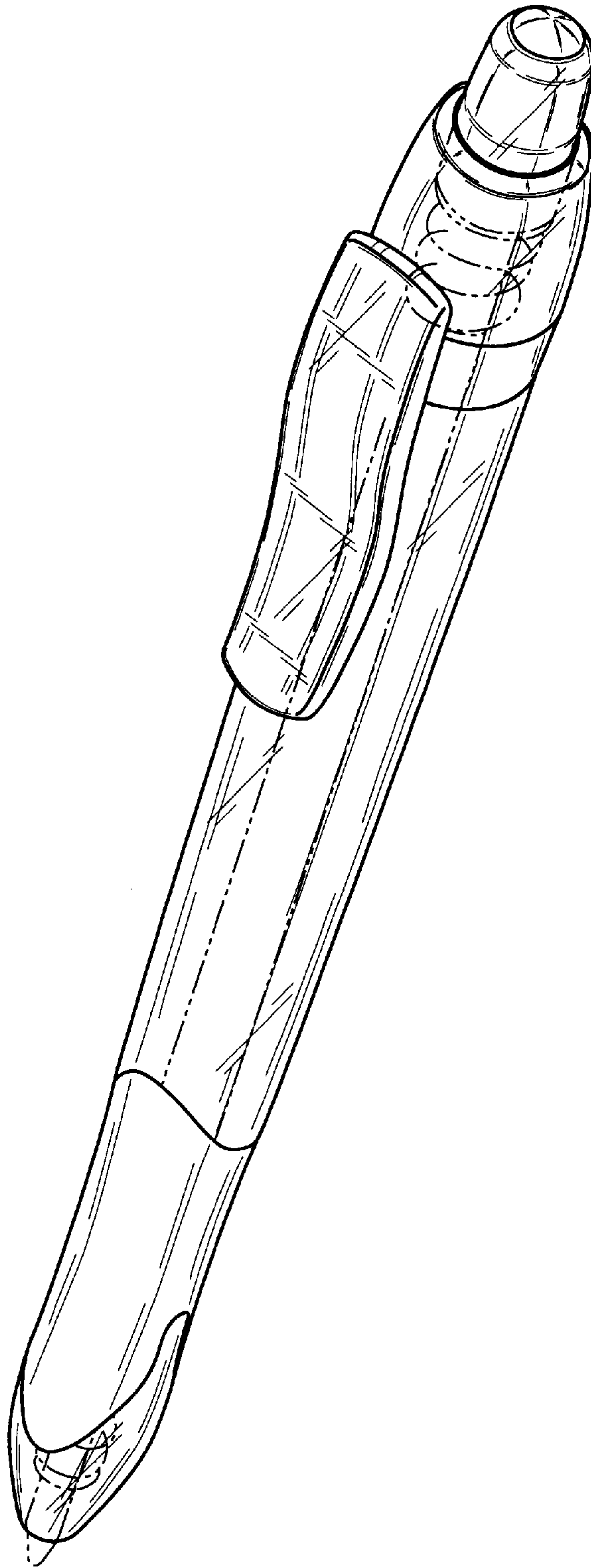
*Fig. 5*



*Fig. 6*

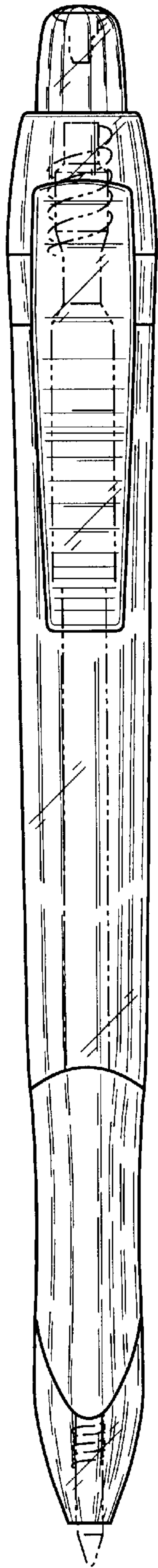


*Fig. 7*




*Fig. 8*

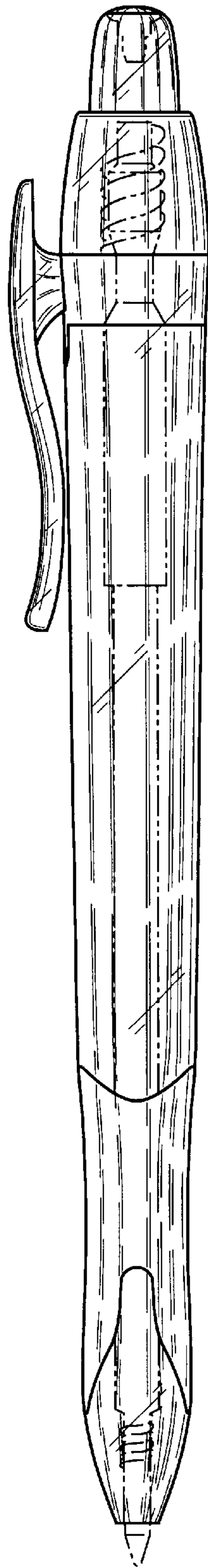




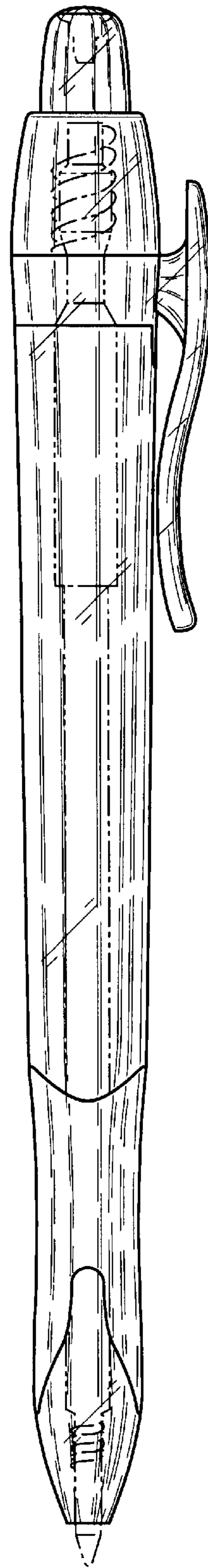
*Fig. 9*



*Fig. 10*




*Fig. 11*




*Fig. 12*





*Fig. 13*



*Fig. 14*