

US00D503741S

(12) **United States Design Patent**
Pellissa Beneyto

(10) **Patent No.:** **US D503,741 S**

(45) **Date of Patent:** **** Apr. 5, 2005**

- (54) **PEN**
- (75) **Inventor:** **Ferran Pellissa Beneyto, Celra (ES)**
- (73) **Assignee:** **Inoxcrom, S.A., Barcelona (ES)**
- (**) **Term:** **14 Years**
- (21) **Appl. No.:** **29/208,506**
- (22) **Filed:** **Jun. 29, 2004**
- (51) **LOC (7) Cl.** **19-06**
- (52) **U.S. Cl.** **D19/51; D19/55; D19/56**
- (58) **Field of Search** **D19/35, 36, 41-51,**
D19/53-58, 81-85; 401/6, 7, 88, 99-102,
103-106, 107-110, 111-117, 209, 202,
213, 243-247, 262; 24/10 R, 11 R

- D445,829 S * 7/2001 Izushima D19/48
- D454,368 S * 3/2002 Pellissa Beneyto D19/48
- D454,589 S * 3/2002 Pellissa Beneyto D19/48
- 6,447,190 B1 * 9/2002 Kwitek 401/6
- D485,574 S * 1/2004 Keil D19/50

* cited by examiner

Primary Examiner—Martie K. Holtje

(74) *Attorney, Agent, or Firm*—Michael J. Striker

(57) **CLAIM**

I claim the ornamental design for a pen, as shown and described.

DESCRIPTION

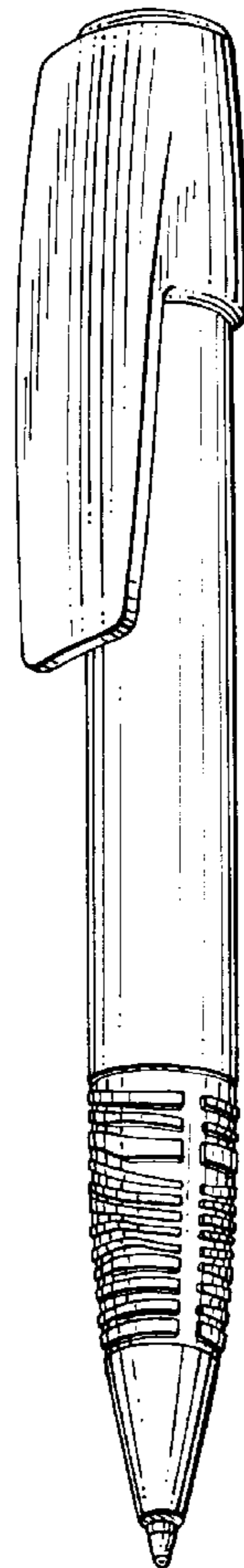
FIG. 1 is a right front perspective view of a pen showing my new design;
 FIG. 2 is a front elevational view thereof;
 FIG. 3 is a left side elevational view thereof, the right side being a mirror image thereof;
 FIG. 4 is a rear elevational view thereof;
 FIG. 5 is a top plan view thereof; and,
 FIG. 6 is a bottom plan view thereof.

(56) **References Cited**

U.S. PATENT DOCUMENTS

- D271,115 S * 10/1983 Luntz D19/47
- D319,845 S * 9/1991 Grotsch et al. D19/48
- D395,674 S * 6/1998 Boix Gacia D19/51
- D430,209 S * 8/2000 Rommel D19/50
- D443,896 S * 6/2001 Briggl et al. D19/49

1 Claim, 2 Drawing Sheets



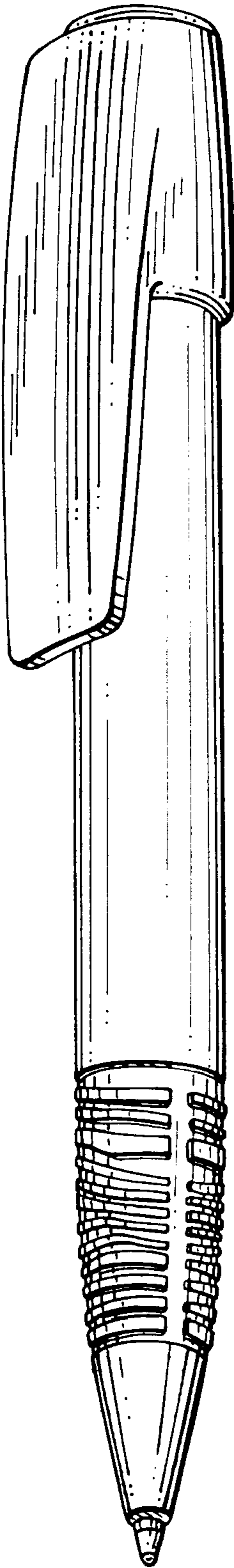


FIG. 1

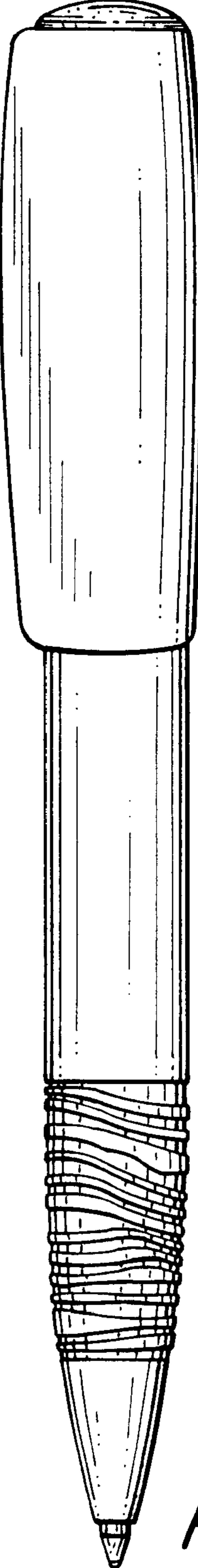


FIG. 2

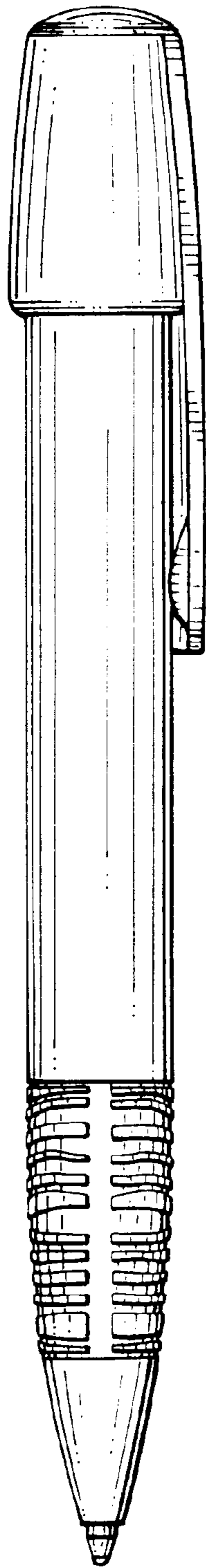


FIG. 3

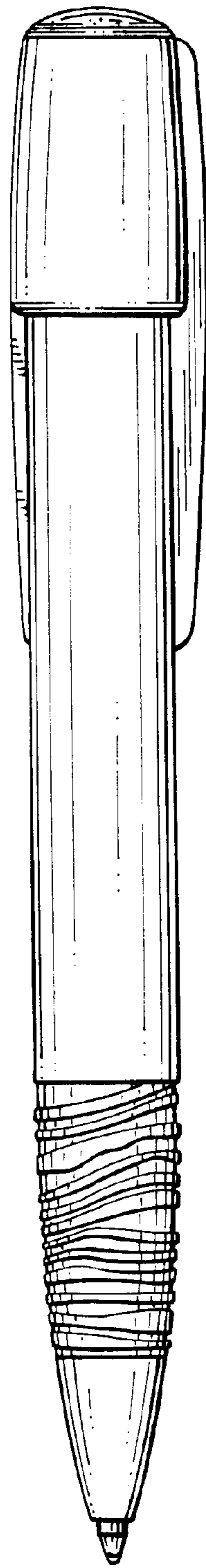


FIG. 4

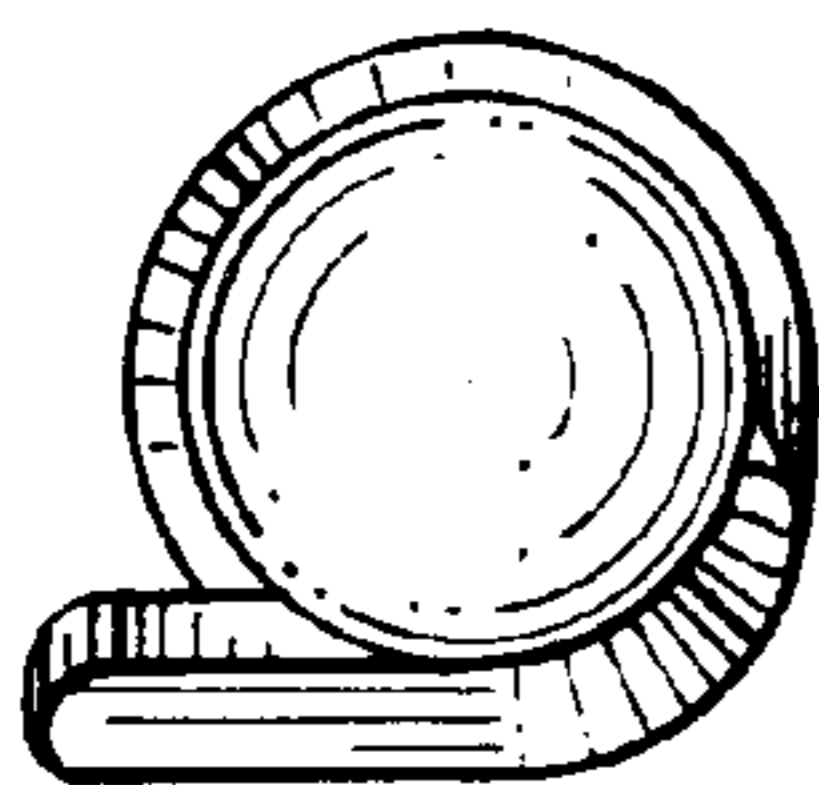


FIG. 5

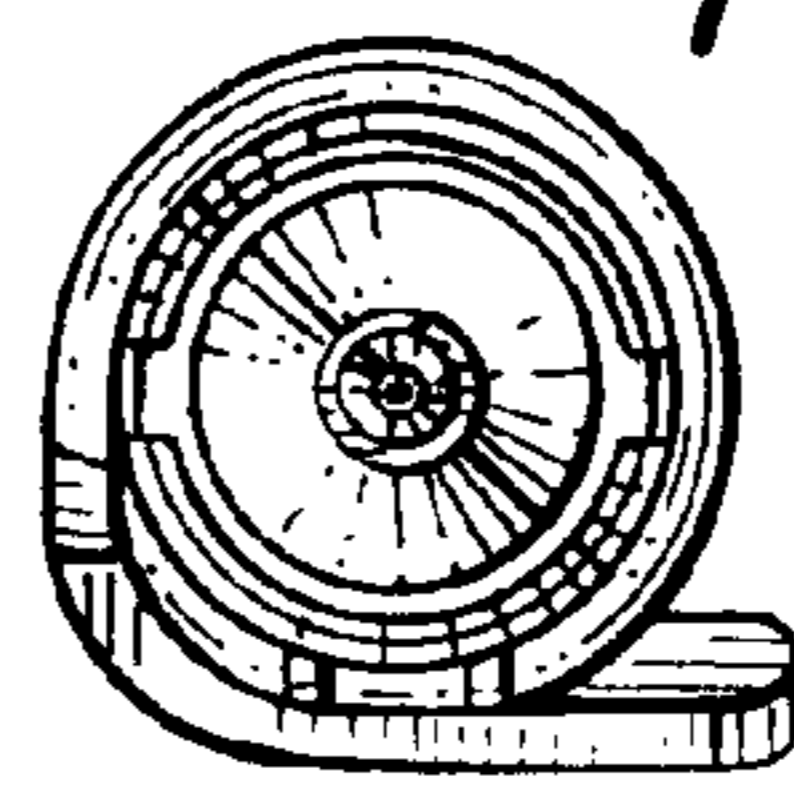


FIG. 6