

US00D503737S

(12) **United States Design Patent** (10) **Patent No.:** **US D503,737 S**
Sculler (45) **Date of Patent:** **** Apr. 5, 2005**

(54) **HAND STAMP**

(75) Inventor: **Steven J. Sculler**, Morganville, NJ (US)

(73) Assignee: **M&R Marking Systems, Inc.**, Piscataway, NJ (US)

(**) Term: **14 Years**

(21) Appl. No.: **29/209,404**

(22) Filed: **Jul. 15, 2004**

D426,569 S 6/2000 Franks et al.
D427,234 S 6/2000 Loy et al.
D444,808 S 7/2001 Dour et al.
D446,805 S 8/2001 Suto
6,302,022 B1 10/2001 Shih
D451,944 S 12/2001 Lipkin et al.
D451,945 S 12/2001 MacNeil et al.
D452,262 S 12/2001 MacNeil et al.

FOREIGN PATENT DOCUMENTS

GB 1040434 * 7/1987
GB 2033159 * 12/1993
GB 2067449 * 5/1997

Related U.S. Application Data

(62) Division of application No. 29/197,841, filed on Jan. 21, 2004, now Pat. No. Des. 495,733.

(51) **LOC (7) Cl.** **19-02**

(52) **U.S. Cl.** **D18/15**

(58) **Field of Search** D18/50, 15-18, D18/99; 118/264; 101/333, 368

OTHER PUBLICATIONS

M&R Marking Systems Catalog, 2002 (selected pages).
M.I.M. Europe Trade Publication, Crown Unigraphics, 1993 (selected pages).
Sachihata Xstamper Catalog, 2001 (selected pages).
Stewart Superior Catalog, 1994-1995 (selected pages).
Photograph of M&R Marking Systems, Inc. Royal Mark Hand Stamp (model first sold in 1994).

* cited by examiner

Primary Examiner—Charles A. Rademaker
(74) *Attorney, Agent, or Firm*—Lerner, David, Littenberg, Krumholz & Mentlik, LLP

(56) **References Cited**

U.S. PATENT DOCUMENTS

3,949,672 A 4/1976 Cadmus, Jr.
D284,014 S 5/1986 Iwasaki et al.
4,735,143 A 4/1988 Weir
D304,732 S 11/1989 Hines
D326,276 S 5/1992 Mehaffey et al.
D352,521 S 11/1994 Sculler et al.
5,377,599 A 1/1995 Wall et al.
D359,064 S 6/1995 Sculler et al.
D359,504 S 6/1995 Stefanski et al.
5,483,880 A 1/1996 Seo et al.
D367,292 S 2/1996 Franks et al.
D372,729 S 8/1996 Hewitt
D378,597 S 3/1997 Harden
D379,367 S 5/1997 Harden
D379,368 S 5/1997 Harden
5,649,485 A 7/1997 Dour et al.
5,768,992 A 6/1998 Daw et al.
D399,245 S 10/1998 Harden
D422,017 S 3/2000 Harden

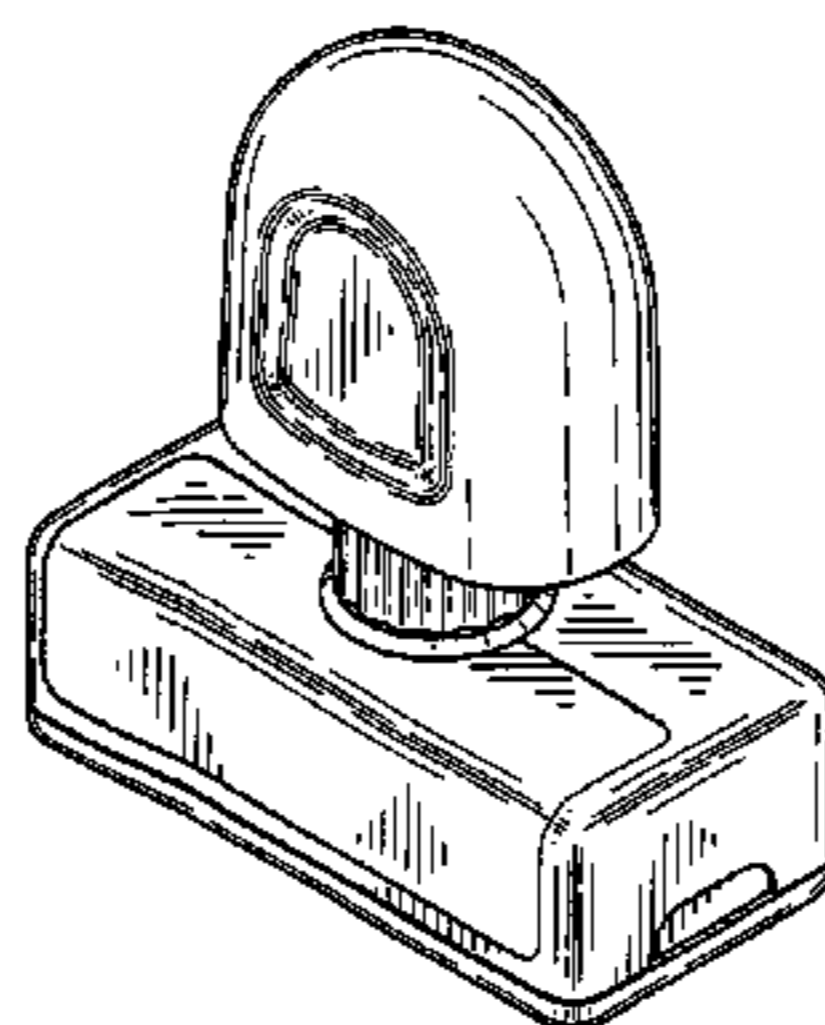
(57) **CLAIM**

The ornamental design for hand stamp, as shown and described.

DESCRIPTION

FIG. 1 is a perspective view of a hand stamp showing my new design;
FIG. 2 is a front elevation thereof;
FIG. 3 is a rear elevation thereof;
FIG. 4 is a right side elevation, the side opposite being a mirror image thereof; and,
FIG. 5 is a top pan view thereof.

1 Claim, 2 Drawing Sheets



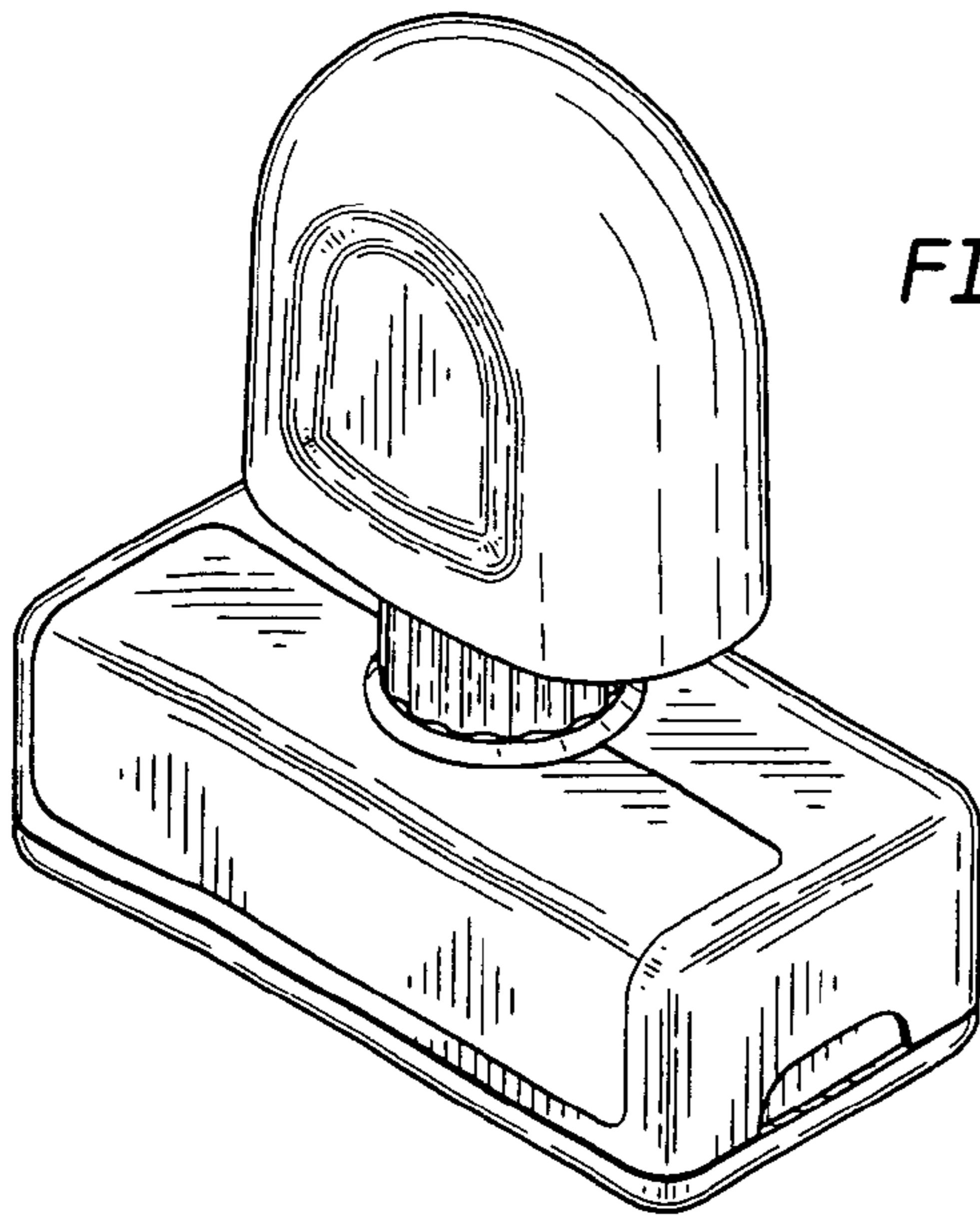


FIG. 1




FIG. 2




FIG. 3

FIG. 4

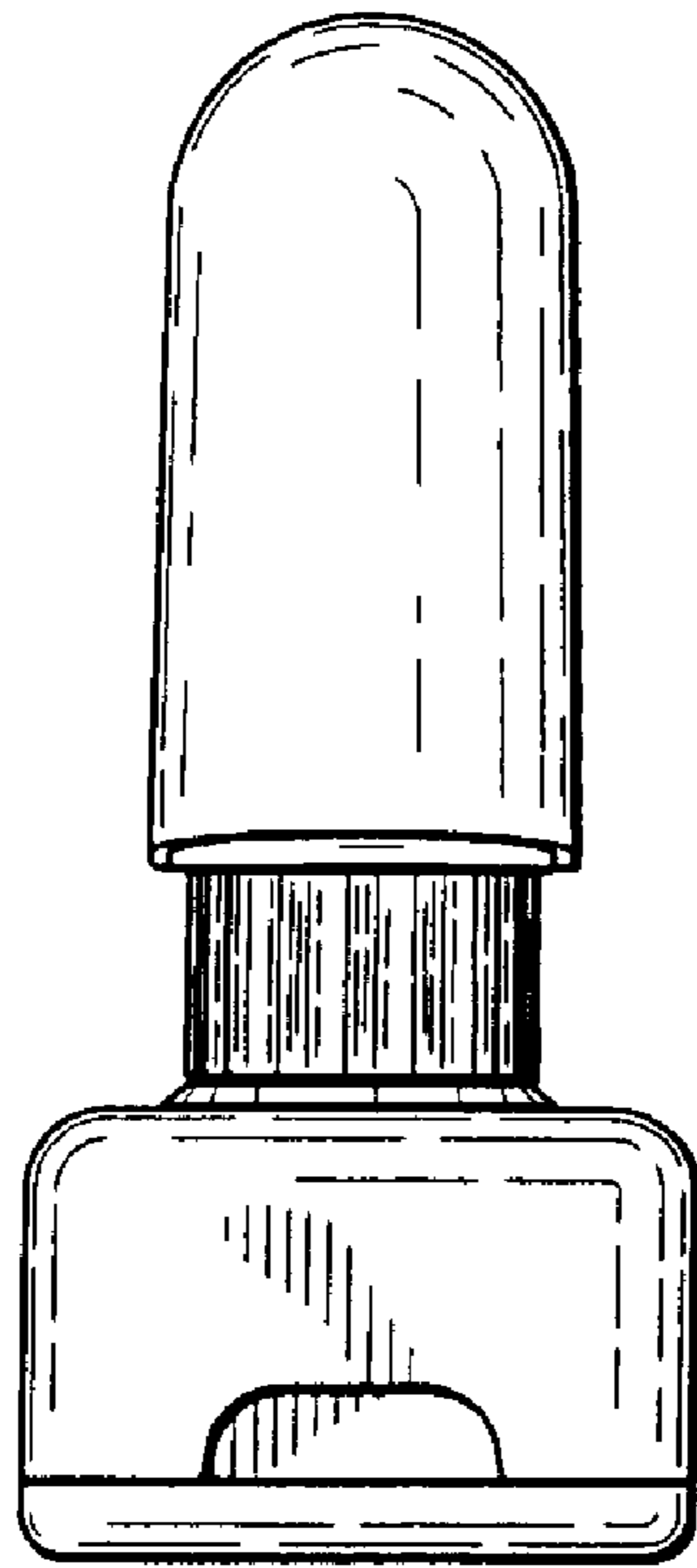
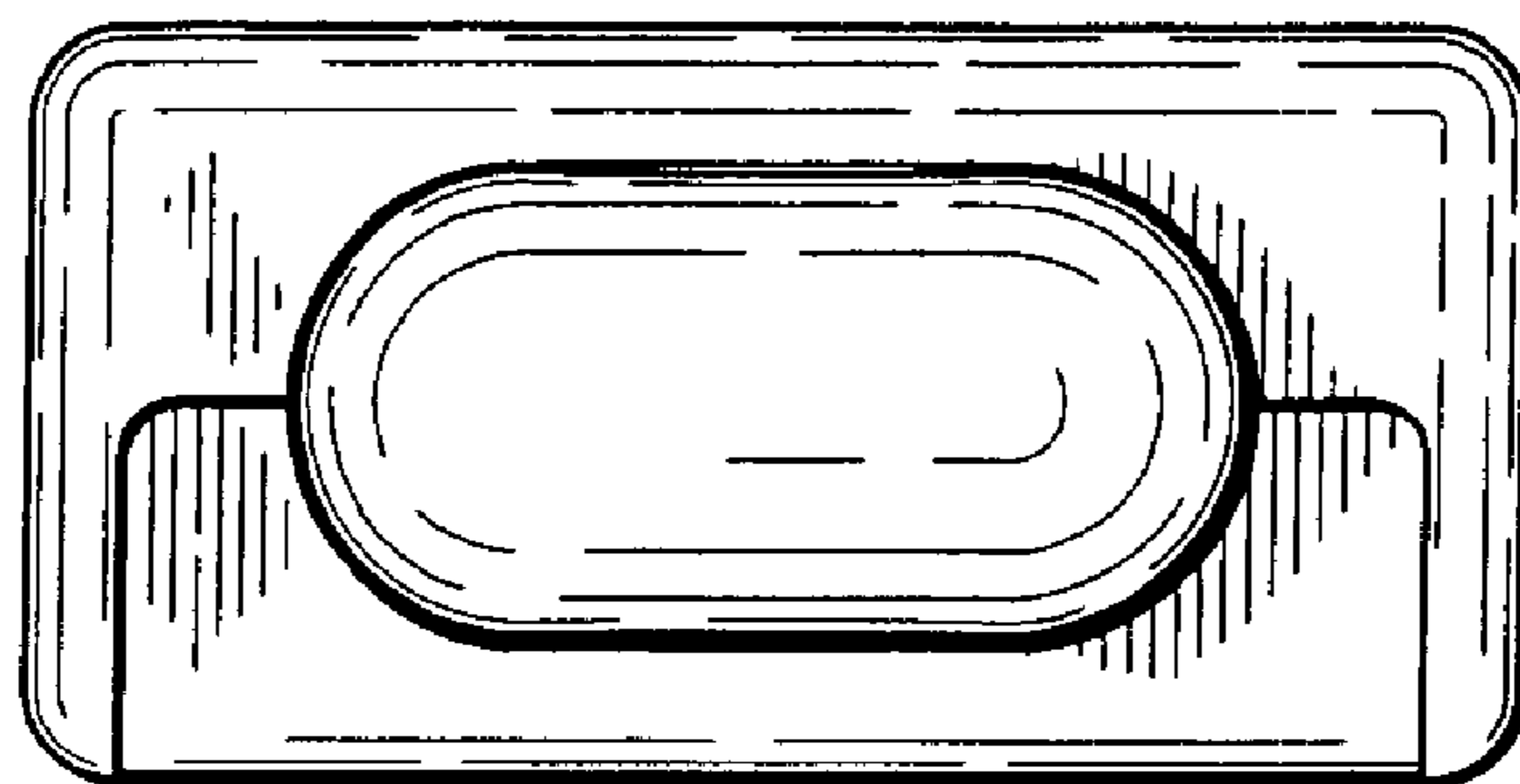


FIG. 5



UNITED STATES PATENT AND TRADEMARK OFFICE
CERTIFICATE OF CORRECTION

PATENT NO. : Des. 503,737 S
DATED : April 5, 2005
INVENTOR(S) : Steven J. Sculler

Page 1 of 1

It is certified that error appears in the above-identified patent and that said Letters Patent is hereby corrected as shown below:

Title page.

Item [57], **DESCRIPTION,**

Fig. 5, "is a top pan view thereof." should read -- is a top plan view thereof. --

Signed and Sealed this

Nineteenth Day of July, 2005

A handwritten signature in black ink on a dotted background. The signature reads "Jon W. Dudas" in a cursive style.

JON W. DUDAS

Director of the United States Patent and Trademark Office