

US00D503735S

(12) **United States Design Patent**
Harwell, IV

(10) **Patent No.:** **US D503,735 S**

(45) **Date of Patent:** **** Apr. 5, 2005**

(54) **SWIMMING GOGGLES**

Primary Examiner—Raphael Barkai

(76) **Inventor:** **Samuel Knox Harwell, IV**, c/o Big Time Toys, LLC 2820 Columbine Pl., Nashville, TN (US) 37204

(57) **CLAIM**

The ornamental design for swimming goggles, as shown and described.

(**) **Term:** **14 Years**

DESCRIPTION

(21) **Appl. No.:** **29/191,345**

FIG. 1 is a top view of the swimming goggle lens design. FIG. 2 is a front view of the swimming goggle lens design. FIG. 3 is a bottom view of the swimming goggle lens design. FIG. 4 is a back view of the swimming goggle lens design. FIG. 5 is a front perspective view of the swimming goggle lens design.

(22) **Filed:** **Oct. 4, 2003**

FIG. 6 is a back perspective view of the swimming goggle lens design.

(51) **LOC (7) Cl.** **16-06**

(52) **U.S. Cl.** **D16/311; D16/303**

(58) **Field of Search** **D16/101, 300–330; D29/109–110; D24/110.2; 351/41, 44, 51, 52, 158; 2/426, 428, 430, 432, 436, 440–441, 445–447, 452**

FIG. 7 is a front view of the right-hand-side swimming goggles (to which the opposite lens is symmetrical).

(56) **References Cited**

U.S. PATENT DOCUMENTS

5,390,373	A	*	2/1995	Flory	2/430
5,802,621	A	*	9/1998	Chou	2/440
5,829,064	A	*	11/1998	Huang	2/452
5,896,589	A	*	4/1999	Chou	2/428
D409,219	S	*	5/1999	Huang	D16/311
5,901,382	A	*	5/1999	Chiang	2/445
D432,556	S	*	10/2000	Lando	D16/311
D457,181	S	*	5/2002	Chiang	D16/303
D471,579	S	*	3/2003	Chiang	D16/303
6,748,608	B1	*	6/2004	Fukazawa	2/436

FIG. 8 is a top view of the right-hand-side swimming goggles (to which the opposite lens is symmetrical); and,


FIG. 9 is a perspective view of the right-hand-side swimming goggles (to which the opposite lens is symmetrical).

These swimming goggles are characterized by a swept-back appearance with outer tips extended, reminiscent of the masks worn by comic book super heroes.

The broken lines are for illustrative purposes only and forms no part of the claimed design.

* cited by examiner

1 Claim, 9 Drawing Sheets



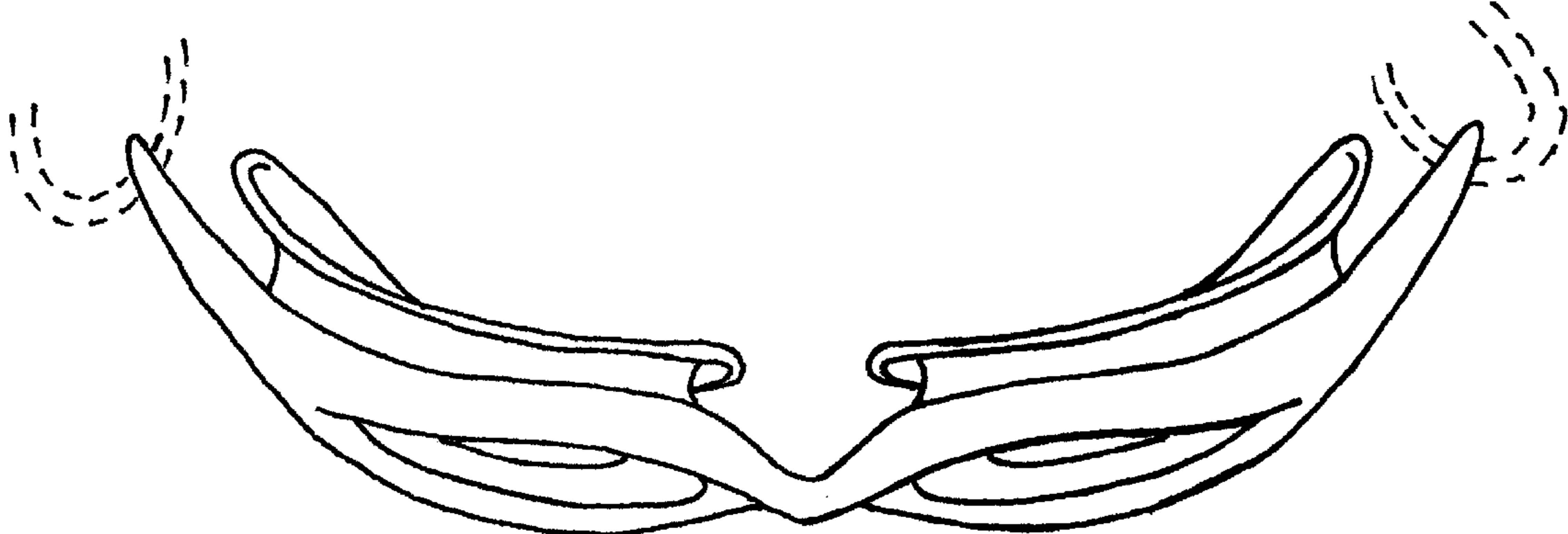


Fig. 1




Fig. 2

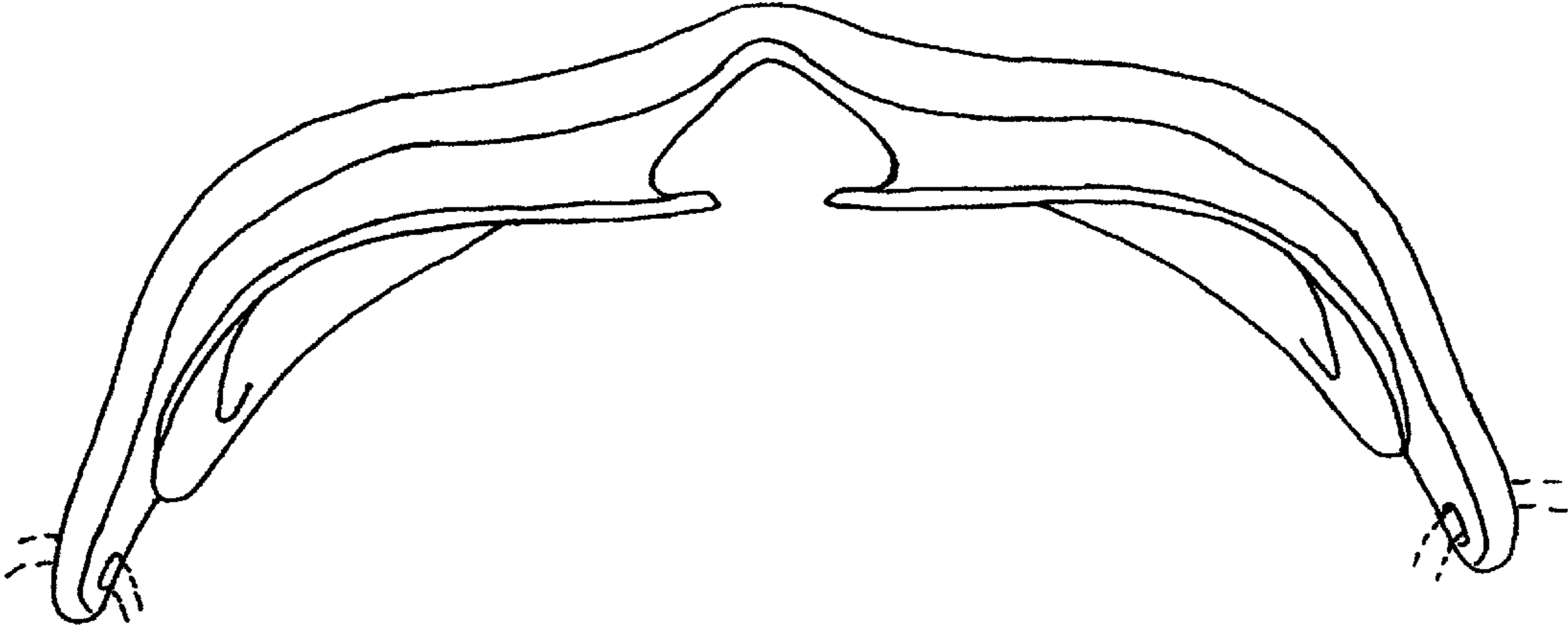


Fig. 3

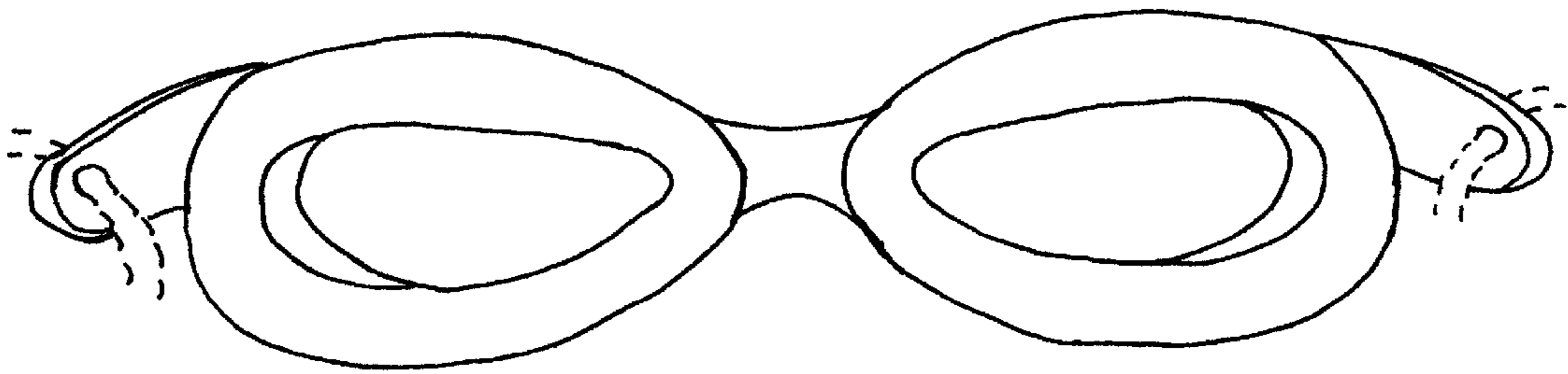


Fig. 4




Fig. 5




Fig. 6

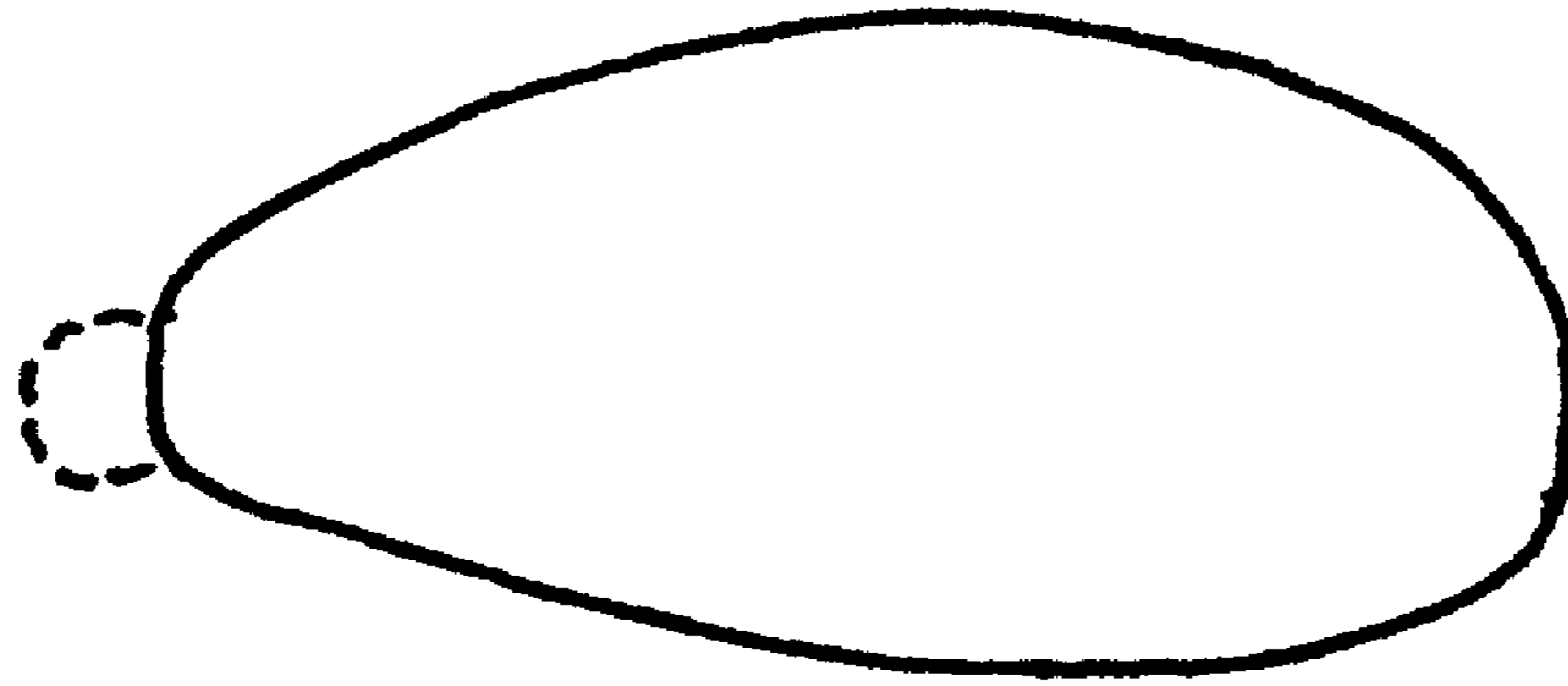


Fig. 7



Fig. 8



Fig. 9