

US00D503734S

(12) **United States Design Patent**  
**Salvatori et al.**

(10) **Patent No.: US D503,734 S**

(45) **Date of Patent: \*\* Apr. 5, 2005**

(54) **PROJECTION DEVICE**

(75) Inventors: **Phillip H. Salvatori**, Salem, OR (US);  
**Richard C. Schoenert**, Sherwood, OR  
(US); **Danny Han**, Portland, OR (US)

(73) Assignee: **InFocus Corporation**, Wilsonville, OR  
(US)

(\*\*) Term: **14 Years**

(21) Appl. No.: **29/208,038**

(22) Filed: **Jun. 22, 2004**

**Related U.S. Application Data**

(62) Division of application No. 29/171,985, filed on Dec. 3,  
2002, now Pat. No. Des. 494,994.

(51) **LOC (7) Cl.** ..... **16-02**

(52) **U.S. Cl.** ..... **D16/230**

(58) **Field of Search** ..... D16/205, 208,  
D16/221, 225, 229, 230, 231, 234, 235;  
D21/514; 353/115, 119, 122

(56) **References Cited**

**U.S. PATENT DOCUMENTS**

D387,795 S 12/1997 Sakamoto  
D437,337 S 2/2001 Kawasaki et al.  
D449,060 S 10/2001 Saeki et al.

D450,076 S 11/2001 Fujimaki  
D464,074 S 10/2002 Miyazaki  
6,488,380 B1 12/2002 Fujimori  
D470,525 S \* 2/2003 Nakayama et al. .... D16/231  
D472,570 S 4/2003 Takahashi  
6,547,396 B1 4/2003 Svardal et al.  
D474,799 S \* 5/2003 Kawasaki et al. .... D16/230  
D475,729 S \* 6/2003 Shiota et al. .... D16/230  
D482,380 S \* 11/2003 Salvatori et al. .... D16/230  
D488,180 S \* 4/2004 Schoenert et al. .... D16/230  
6,793,346 B2 \* 9/2004 Nakano et al. .... 353/119  
2002/0140909 A1 10/2002 Tanaka

\* cited by examiner

*Primary Examiner*—Adir Aronovich

(74) *Attorney, Agent, or Firm*—Alleman Hall McCoy  
Russell & Tuttle LLP

(57) **CLAIM**

The ornamental design for a projection device, as shown and  
described.

**DESCRIPTION**

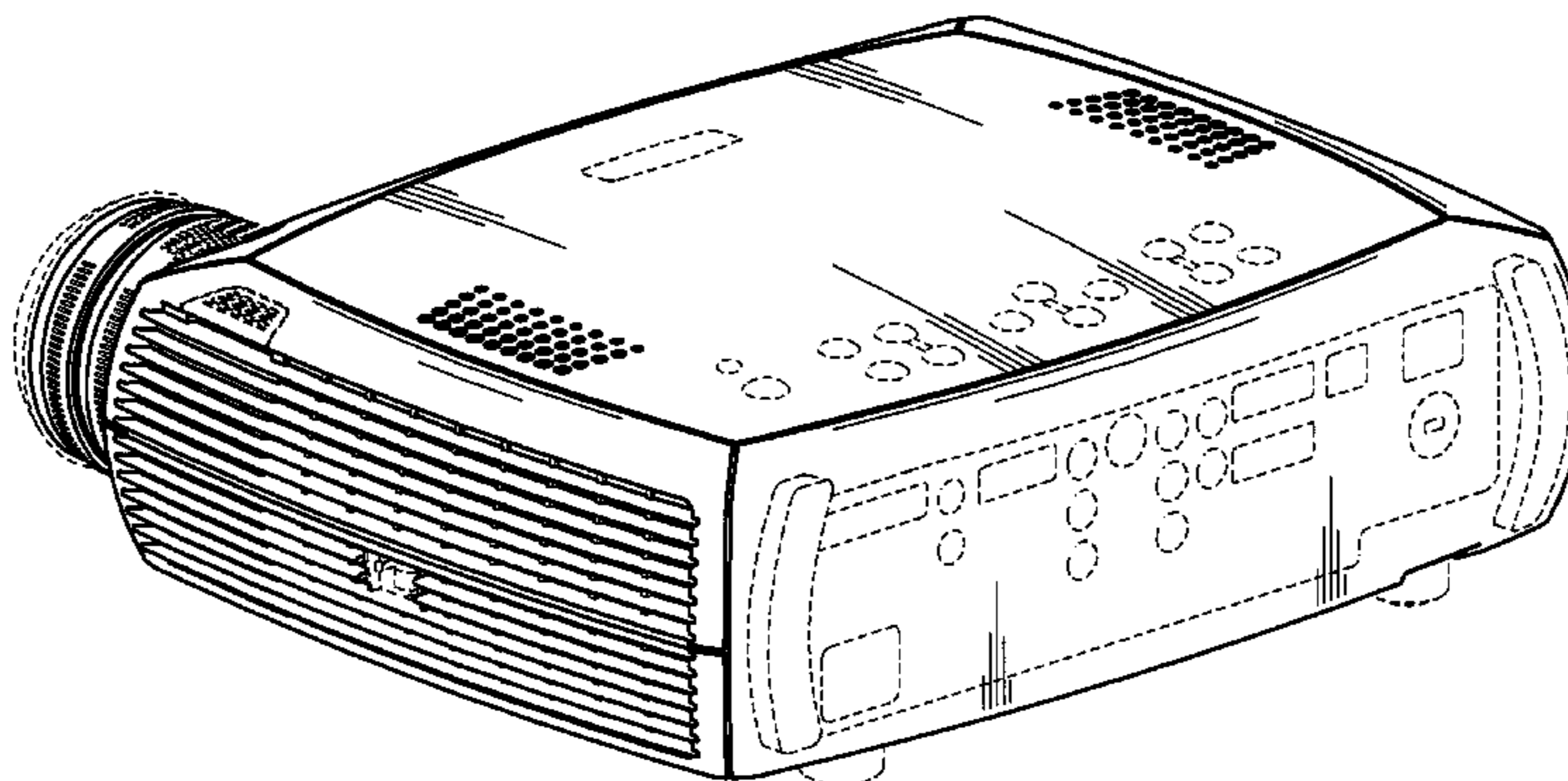
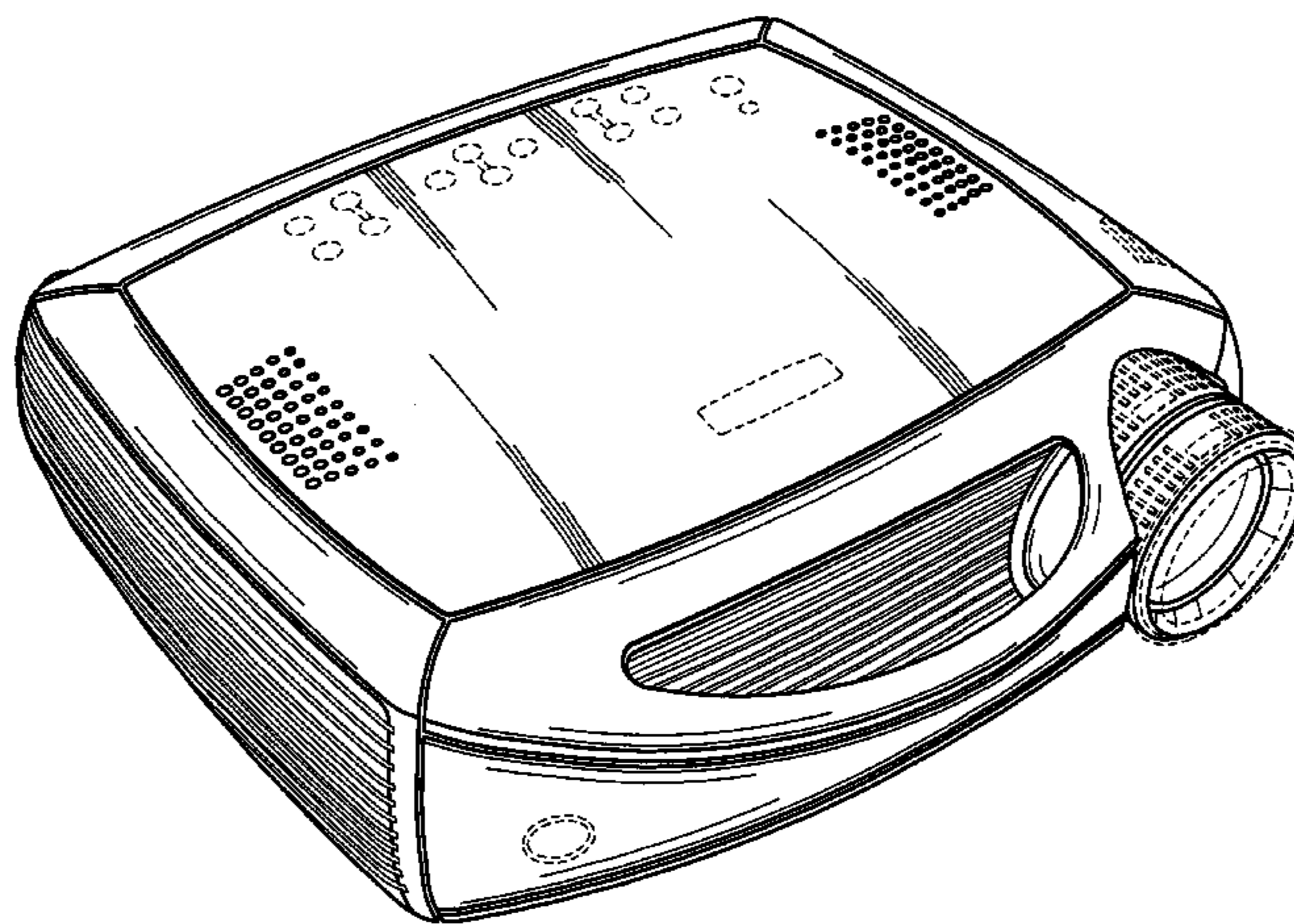
FIG. 1 is a front perspective view of a projection device  
according to the present invention;

FIG. 2 is a rear perspective view thereof; and,

FIG. 3 is a top plan view thereof.

The broken lines shown on the drawings are for illustrative  
purposes only and form no part of the claimed design.

**1 Claim, 3 Drawing Sheets**



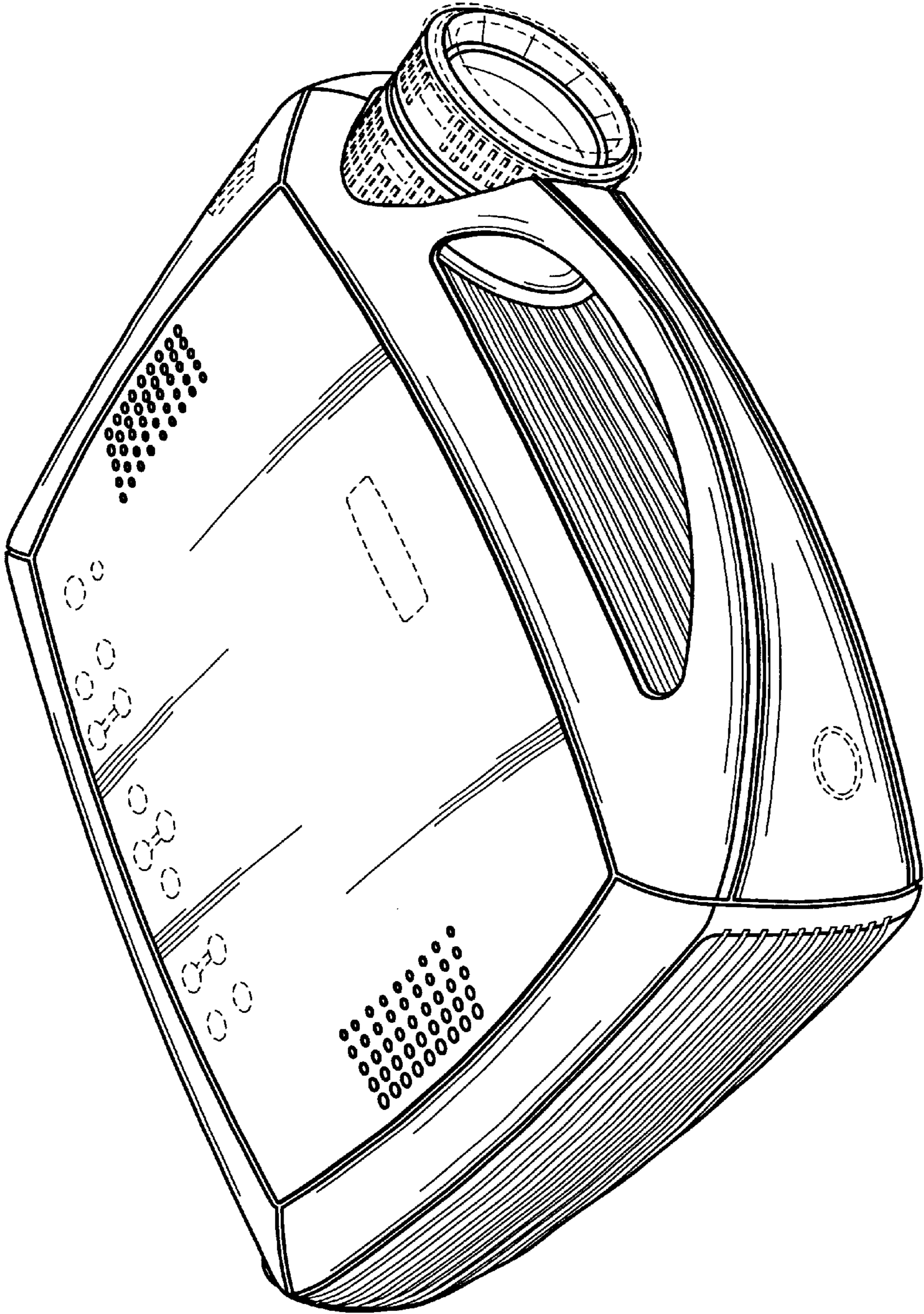


FIG. 1



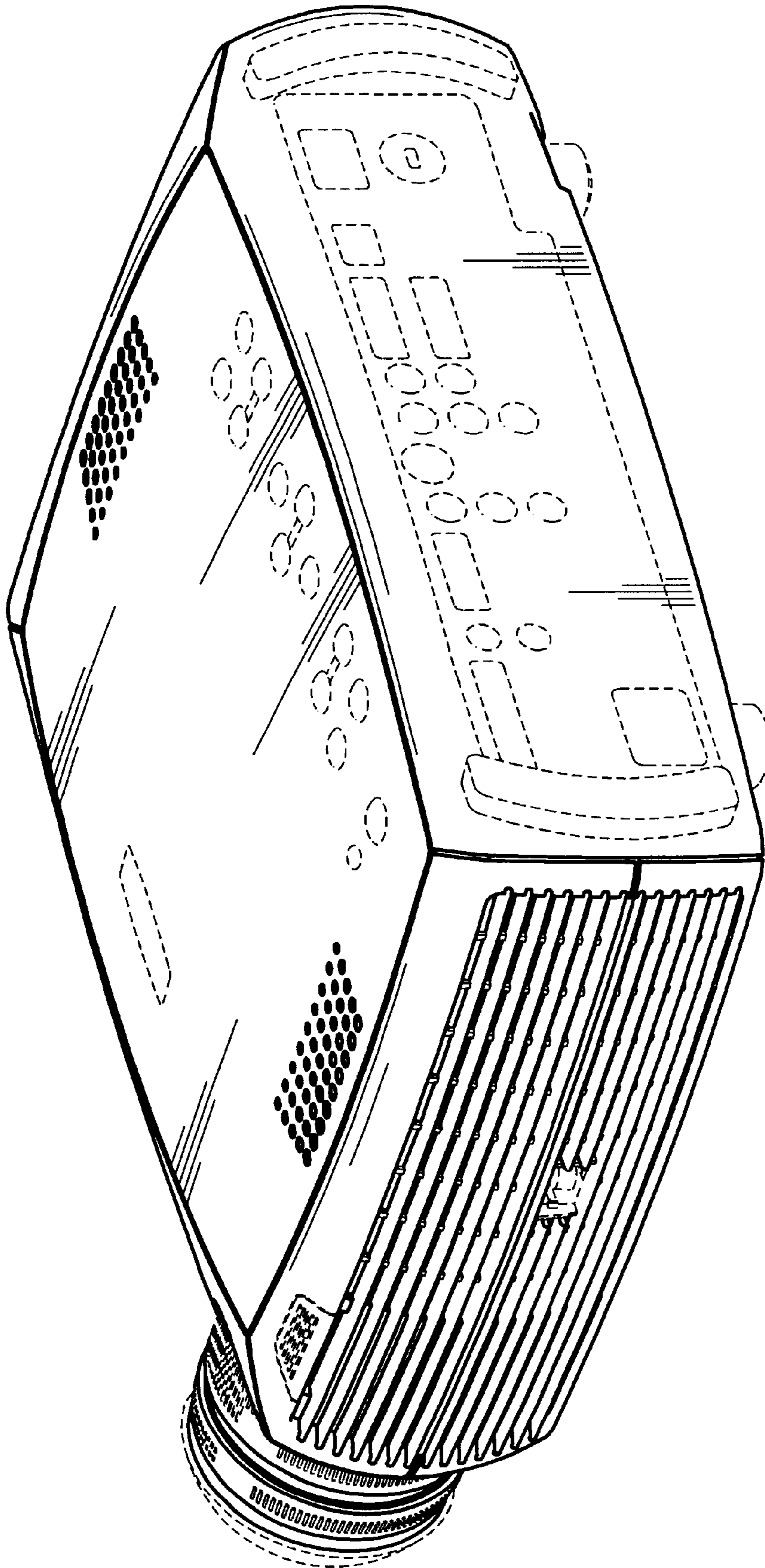


FIG. 2

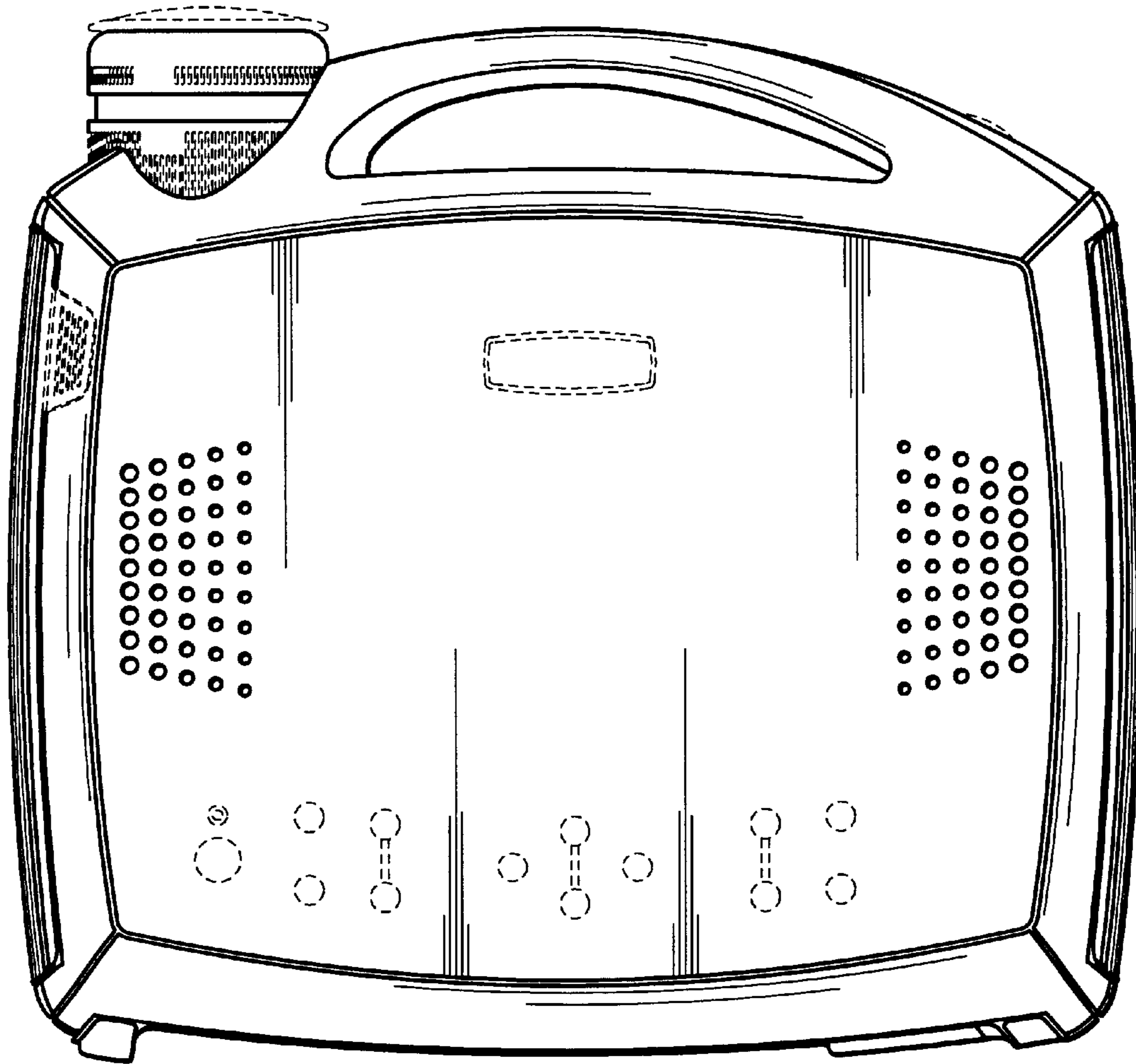


FIG. 3