

US00D503718S

(12) **United States Design Patent** (10) **Patent No.:** **US D503,718 S**
Heinz et al. (45) **Date of Patent:** **** Apr. 5, 2005**

(54) **HOUSING COVER**

(75) Inventors: **Harald Heinz**, Eschenburg (DE);
Dirk-Peter Wolf, Eschenburg (DE)

(73) Assignee: **Rittal GmbH & Co. KG**, Herborn (DE)

(**) Term: **14 Years**

(21) Appl. No.: **29/198,227**

(22) Filed: **Jan. 27, 2004**

Related U.S. Application Data

(62) Division of application No. 29/168,872, filed on Oct. 10, 2002.

(51) **LOC (7) Cl.** **14-02**

(52) **U.S. Cl.** **D14/444**

(58) **Field of Search** D14/441-446,
D14/349; D13/162, 184, 199; 312/223.1-223.3;
360/99.01-99.12; 369/34.01, 36.01; 361/694,
696; 313/46

(56) **References Cited**

U.S. PATENT DOCUMENTS

3,058,020	A	*	10/1962	Balan	313/46
6,075,698	A	*	6/2000	Hogan et al.	361/695
D437,325	S	*	2/2001	Searby et al.	D14/445
D469,087	S	*	1/2003	Sue et al.	D14/349
D469,430	S	*	1/2003	Sue et al.	D14/349

FOREIGN PATENT DOCUMENTS

JP 02034993 A * 2/1990 H05K/7/20

* cited by examiner

Primary Examiner—Freda S. Nunn

(74) *Attorney, Agent, or Firm*—Pauley Petersen & Erickson


(57) **CLAIM**

The ornamental design for a housing cover, as shown.

DESCRIPTION

FIG. 1 is a front perspective view of a housing cover, according to a preferred embodiment of this invention; FIG. 2 is a front view of the housing cover, as shown in FIG. 1; FIG. 3 is a rear view of the housing cover, as shown in FIG. 1; FIG. 4 is a top view of the housing cover, as shown in FIG. 1; FIG. 5 is a bottom view of the housing cover, as shown in FIG. 1; FIG. 6 is a side view of the housing cover, as shown in FIG. 1; FIG. 7 is a side view, opposite the side view shown in FIG. 6, of the housing cover, as shown in FIG. 1; FIG. 8 is a front perspective view of a housing cover, according to another preferred embodiment of this invention; FIG. 9 is a front view of the housing cover, as shown in FIG. 8; FIG. 10 is a rear view of the housing cover, as shown in FIG. 8; FIG. 11 is a top view of the housing cover, as shown in FIG. 8; FIG. 12 is a bottom view of the housing cover, as shown in FIG. 8; FIG. 13 is a side view of the housing cover, as shown in FIG. 8; and, FIG. 14 is a side view, opposite the side view shown in FIG. 13, of the housing cover, as shown in FIG. 8.

1 Claim, 5 Drawing Sheets






FIG. 1

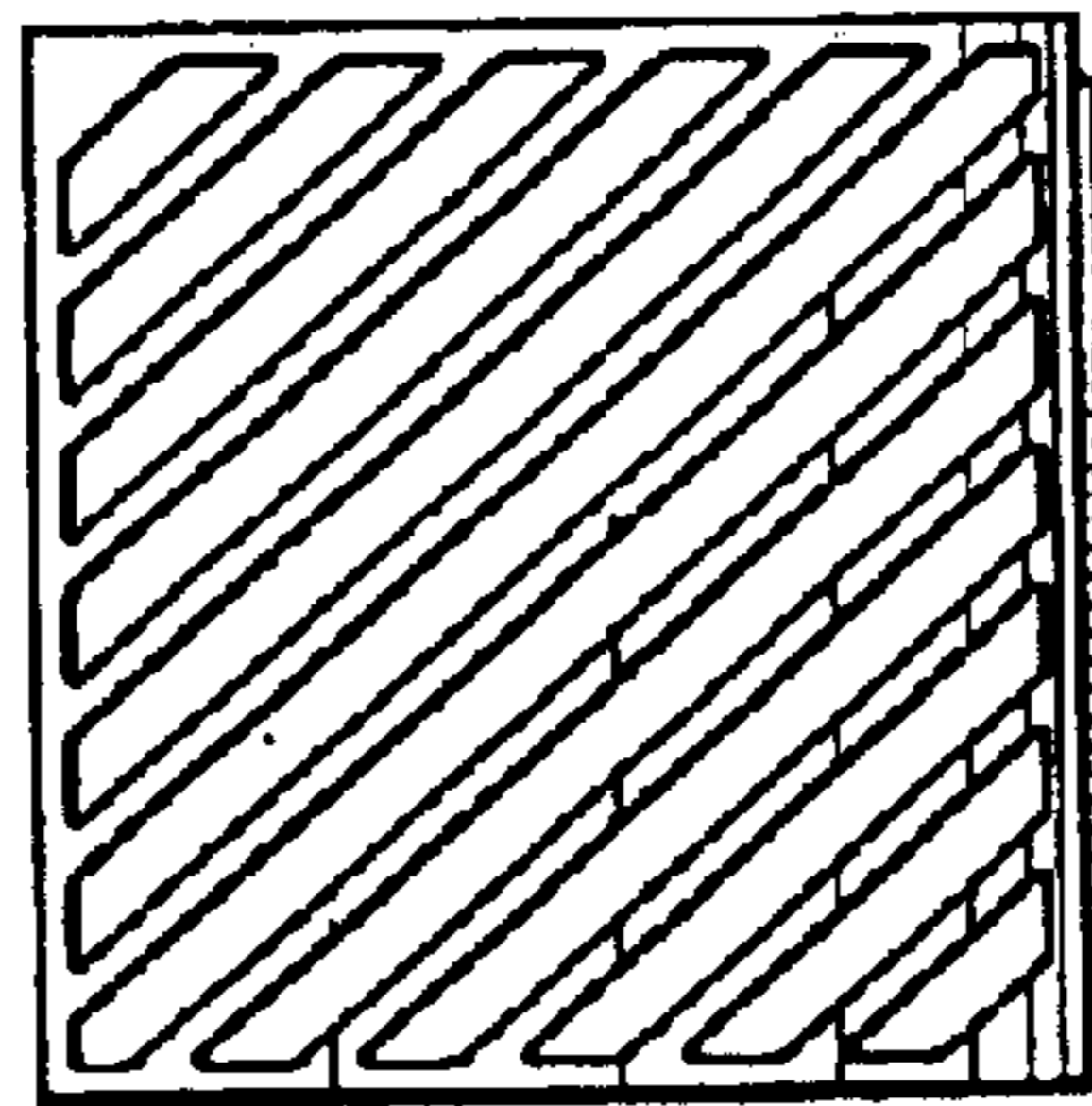


FIG. 2

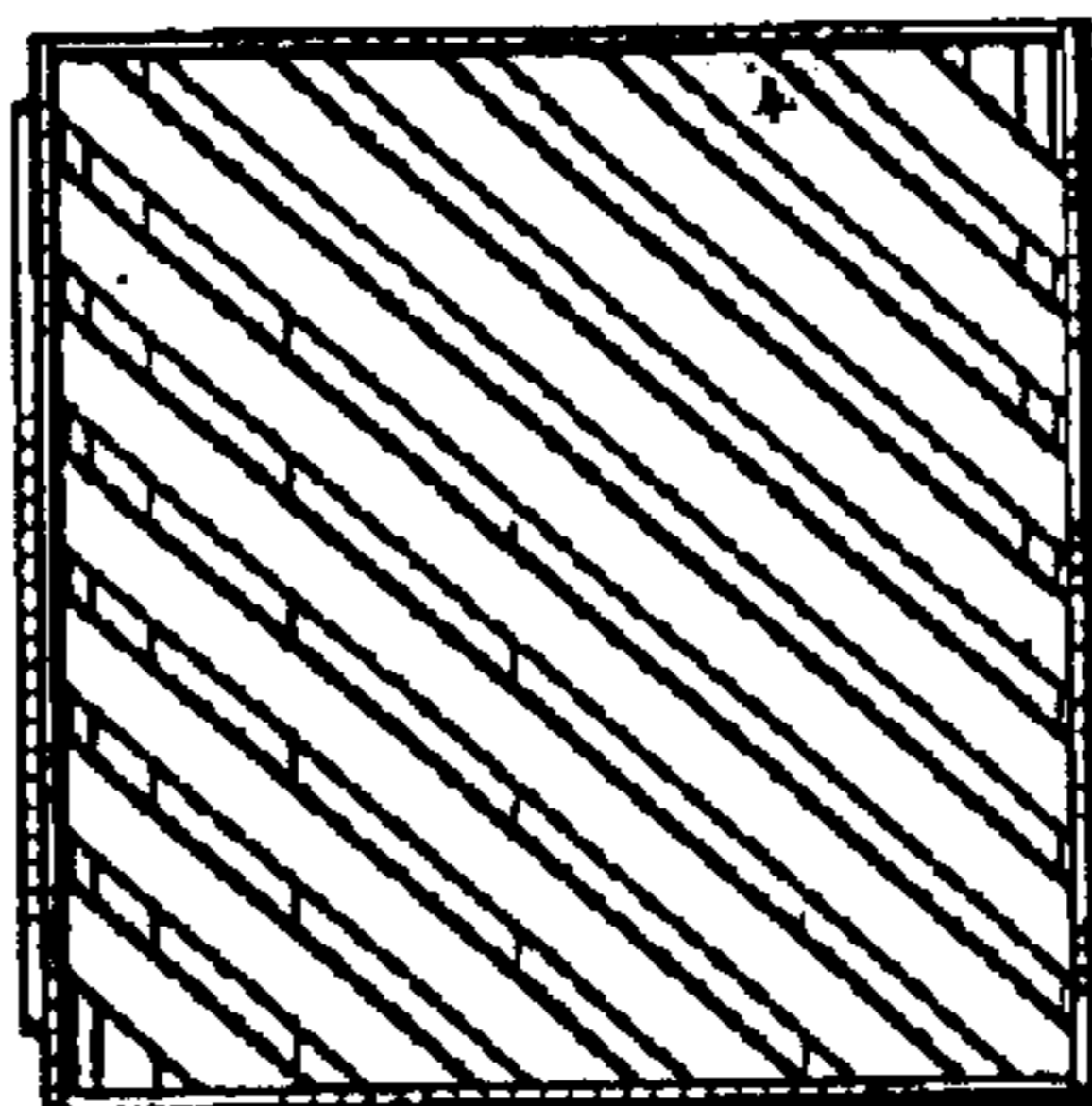


FIG. 3



FIG. 4



FIG. 5



FIG. 6



FIG. 7




FIG. 8




FIG. 9




FIG. 10



FIG. 11



FIG. 12



FIG. 13



FIG. 14