

US00D503705S

(12) **United States Design Patent**  
**Boursiquot**

(10) **Patent No.: US D503,705 S**

(45) **Date of Patent: \*\* Apr. 5, 2005**

(54) **CORDLESS PHONE HEADSET**

(76) **Inventor: Jean-Marie Fritz Boursiquot, P.O.**  
Box 545, Clarcona, FL (US) 32710

(\*\*) **Term: 14 Years**

(21) **Appl. No.: 29/201,826**

(22) **Filed: Mar. 22, 2004**

(51) **LOC (7) Cl. .... 14-01**

(52) **U.S. Cl. .... D14/223; D14/206**

(58) **Field of Search .... D14/205, 206,**  
D14/223, 225, 228; D24/174; 379/419,  
420, 428, 430, 431, 433, 434, 444; 181/129,  
130; 381/381

(56) **References Cited**

**U.S. PATENT DOCUMENTS**

4,720,857 A	*	1/1988	Burris et al. ....	379/430
D309,306 S	*	7/1990	Weiser et al. ....	D14/249
D379,990 S	*	6/1997	Bungardt et al. ....	D14/228
D384,958 S	*	10/1997	Shudo ....	D14/206

D396,715 S	*	8/1998	Konomi .....	D14/142
D409,621 S	*	5/1999	Andrea .....	D14/223
D462,946 S	*	9/2002	Beraut et al. ....	D14/228
D467,907 S	*	12/2002	Marion et al. ....	D14/223
D490,399 S	*	5/2004	Kamo et al. ....	D14/206
D492,667 S	*	7/2004	Skulley et al. ....	D14/223

\* cited by examiner

*Primary Examiner*—Paula A. Greene

(57) **CLAIM**

The ornamental design for a cordless phone headset, as shown and described.

**DESCRIPTION**

FIG. 1 is a side elevational view of a cordless phone headset showing my new design;  
FIG. 2 is a rear elevational view thereof;  
FIG. 3 is a front elevational view thereof;  
FIG. 4 is a top plan view thereof; and,  
FIG. 5 is a bottom plan view thereof.

**1 Claim, 3 Drawing Sheets**

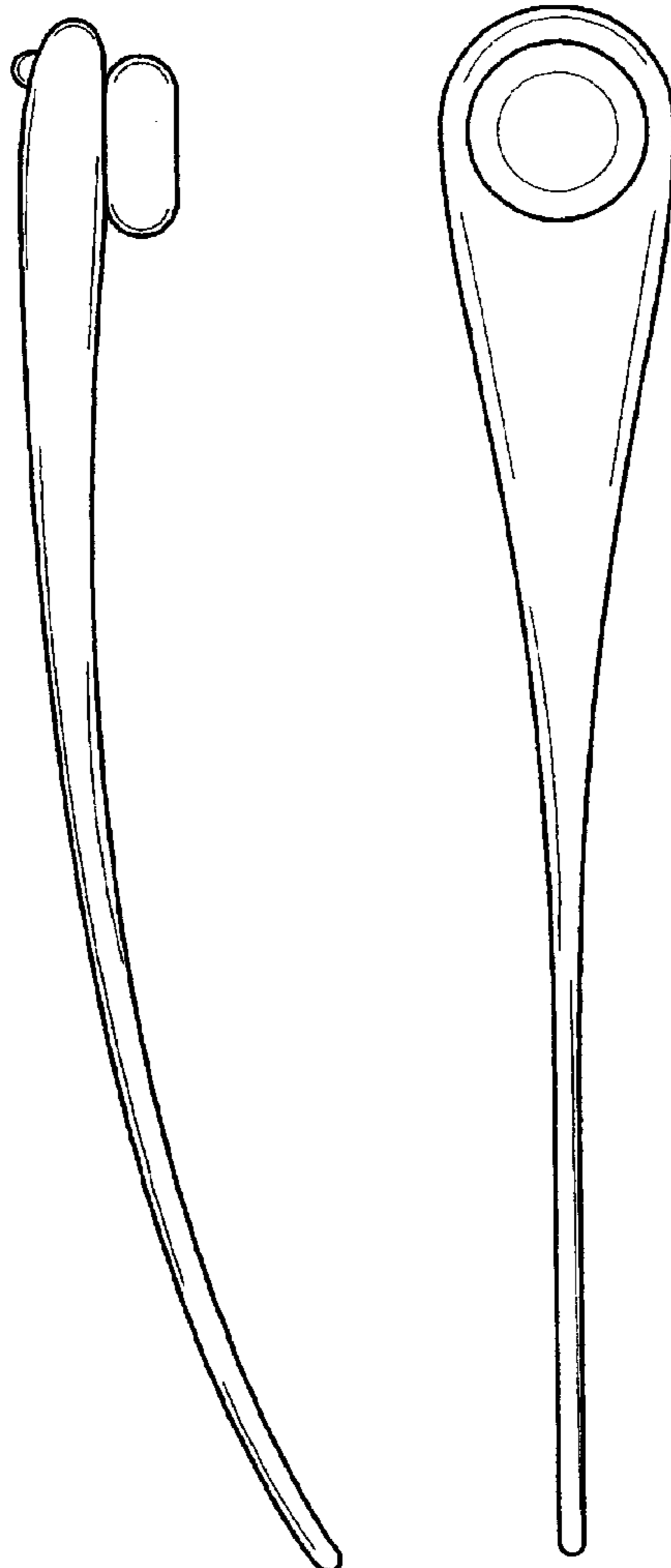




FIG. 1

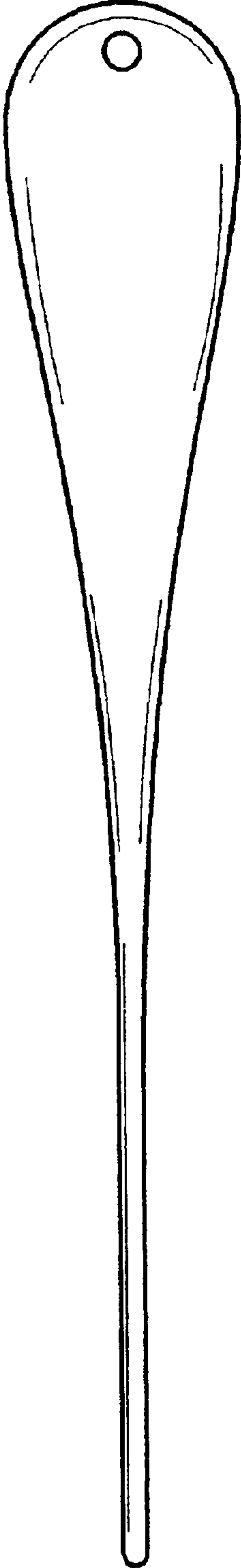


FIG. 2

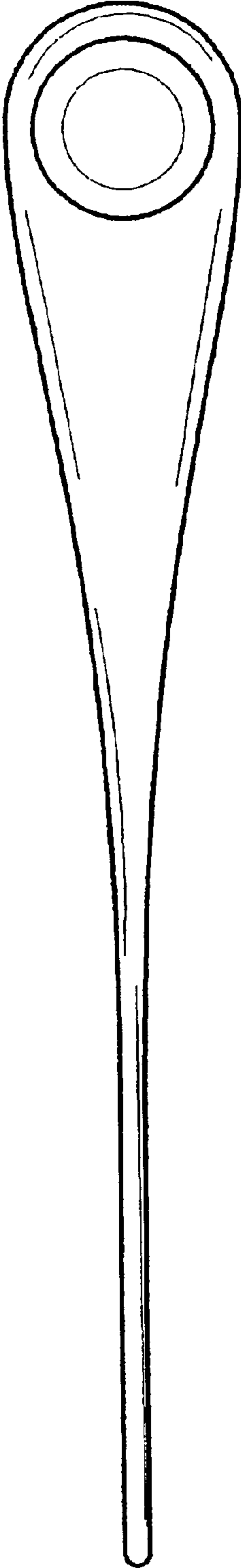


FIG. 3




FIG. 5




FIG. 4