

US00D503696S

(12) **United States Design Patent** (10) **Patent No.:** **US D503,696 S**
Lodato et al. (45) **Date of Patent:** **** Apr. 5, 2005**

(54) **COMMUNICATION DEVICE**

(75) Inventors: **Franco Lodato**, Weston, FL (US);
William H. Robertson, Jr., Fort
Lauderdale, FL (US); **Hartmut H.**
Esslinger, Los Gatos, CA (US);
Howard Nuk, Sunnyvale, CA (US);
Chris Green, San Francisco, CA (US)

(73) Assignee: **Motorola, Inc.**, Schaumburg, IL (US)

(**) Term: **14 Years**

(21) Appl. No.: **29/186,294**

(22) Filed: **Jul. 14, 2003**

(51) **LOC (7) Cl.** **14-03**

(52) **U.S. Cl.** **D14/138**

(58) **Field of Search** D14/137, 138,
D14/218, 147-148, 247-248, 144, 341-347;
379/433.01-433.13, 419, 434, 428.01-428.04,
420.01-420.04, 440; 455/550.1-90.3; D21/517;
D13/168; 345/168, 169

6,438,227 B1 * 8/2002 Kretsch 379/433.02
D467,918 S * 12/2002 Fitch et al. D14/347
D468,280 S * 1/2003 Kim et al. D14/138
D472,535 S * 4/2003 Ludwig D14/138
D477,817 S * 7/2003 Luminosu et al. D14/138
D479,711 S * 9/2003 Chen et al. D14/138
D484,109 S * 12/2003 Chung et al. D14/138
D487,068 S * 2/2004 Isaacs et al. D14/138
D487,437 S * 3/2004 Ludwig D14/138
D487,735 S * 3/2004 Wu et al. D14/138
D488,787 S * 4/2004 Jung D14/138
D494,560 S * 8/2004 Santos et al. D14/138
D494,947 S * 8/2004 Lodato et al. D14/138
D495,309 S * 8/2004 Hsieh D14/138
2004/0097276 A1 * 5/2004 Harmon 455/575.1
2004/0105540 A1 * 6/2004 Sayed 379/428.01
2004/0137944 A1 * 7/2004 Lee et al. 455/557
2004/0152496 A1 * 8/2004 Pan 455/575.1

* cited by examiner

Primary Examiner—Jeffrey Asch
(74) *Attorney, Agent, or Firm*—DesignIP

(57) **CLAIM**

The ornamental design for a communication device, as shown and described.

DESCRIPTION

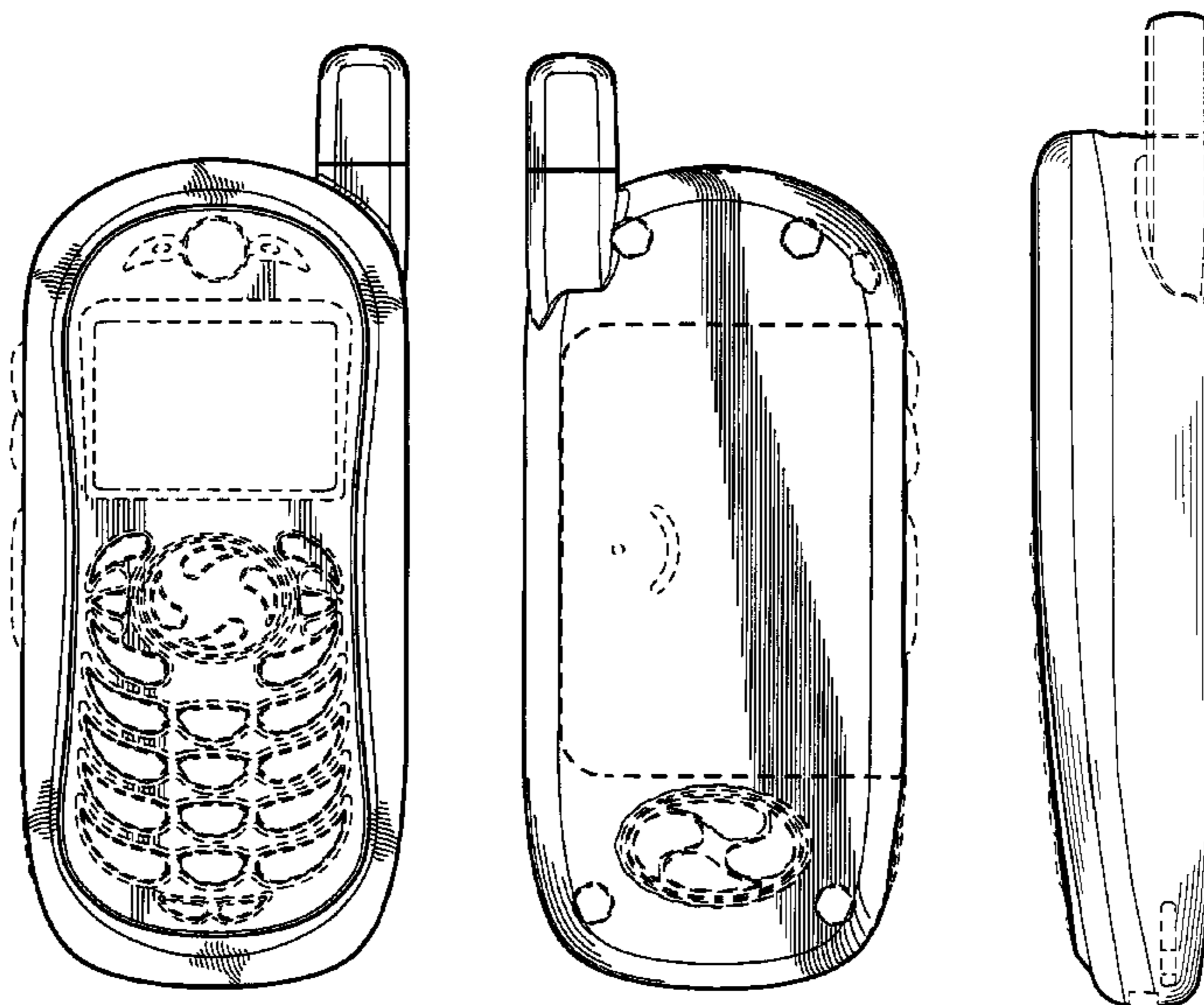
FIG. 1 is an isometric view of an ornamental design of a communication device showing our new design.
FIG. 2 is a front orthographic view thereof.
FIG. 3 is a rear orthographic view thereof.
FIG. 4 is a left side orthographic view thereof.
FIG. 5 is a right side orthographic view thereof.
FIG. 6 is a top orthographic view thereof; and,
FIG. 7 is a bottom orthographic view thereof.
The broken lines shown in FIGS. 1-7 are included for the purpose of illustrating environmental elements only and form no part of the claimed design.

1 Claim, 3 Drawing Sheets

(56) **References Cited**

U.S. PATENT DOCUMENTS

| | | | | |
|------------|---|---------|----------------------|---------|
| D385,875 S | * | 11/1997 | Harris et al. | D14/138 |
| D390,509 S | * | 2/1998 | Antzinas et al. | D14/138 |
| D401,929 S | * | 12/1998 | Lucaci et al. | D14/138 |
| D408,400 S | * | 4/1999 | Dalby et al. | D14/138 |
| D411,994 S | * | 7/1999 | Nakahara et al. | D14/138 |
| D412,903 S | * | 8/1999 | Boyd | D14/138 |
| D420,351 S | * | 2/2000 | Waldner | D14/138 |
| D421,005 S | * | 2/2000 | Lucaci et al. | D14/138 |
| D434,016 S | * | 11/2000 | Hunt | D14/138 |
| D434,017 S | * | 11/2000 | Warren et al. | D14/138 |
| D435,027 S | * | 12/2000 | Wolf et al. | D14/138 |
| D436,939 S | * | 1/2001 | Nagano et al. | D14/138 |
| D459,327 S | * | 6/2002 | Ali | D14/138 |
| D460,057 S | * | 7/2002 | Hunt | D14/138 |






FIG. 1

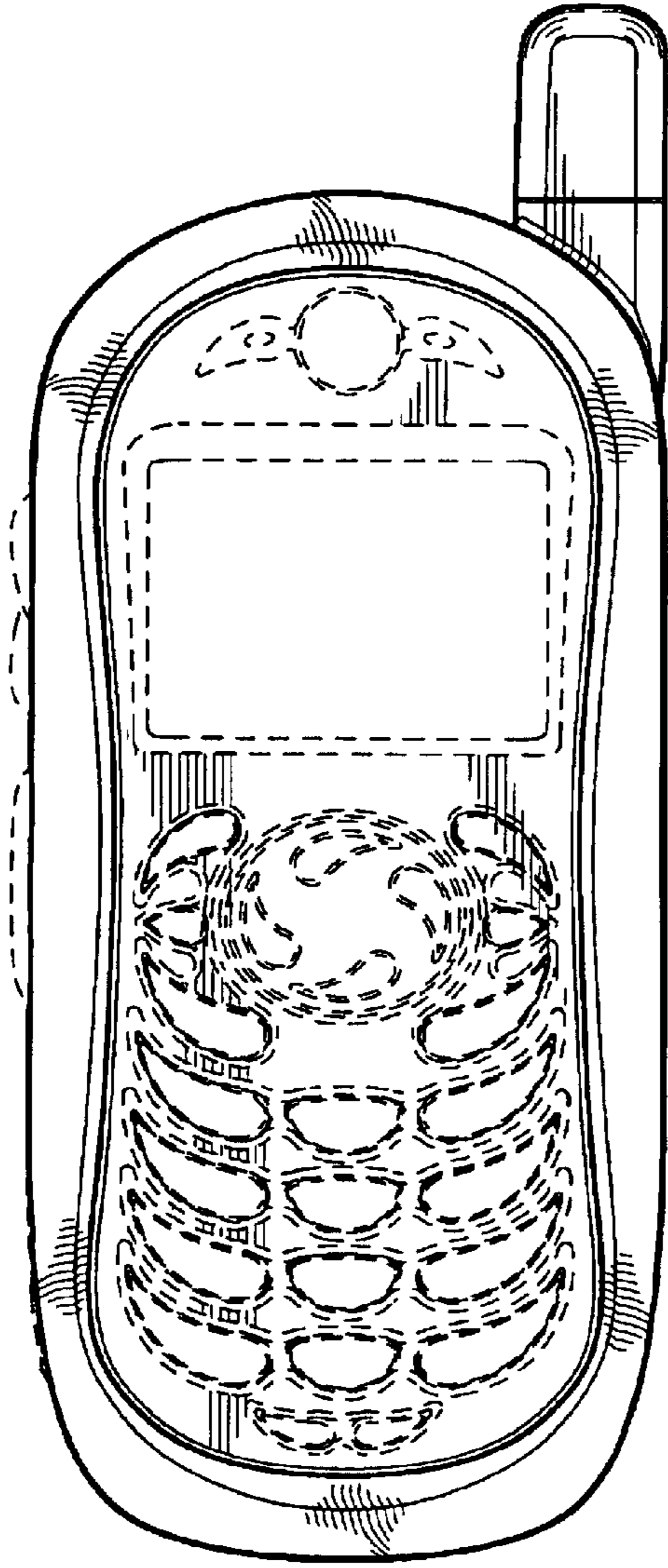


FIG. 2

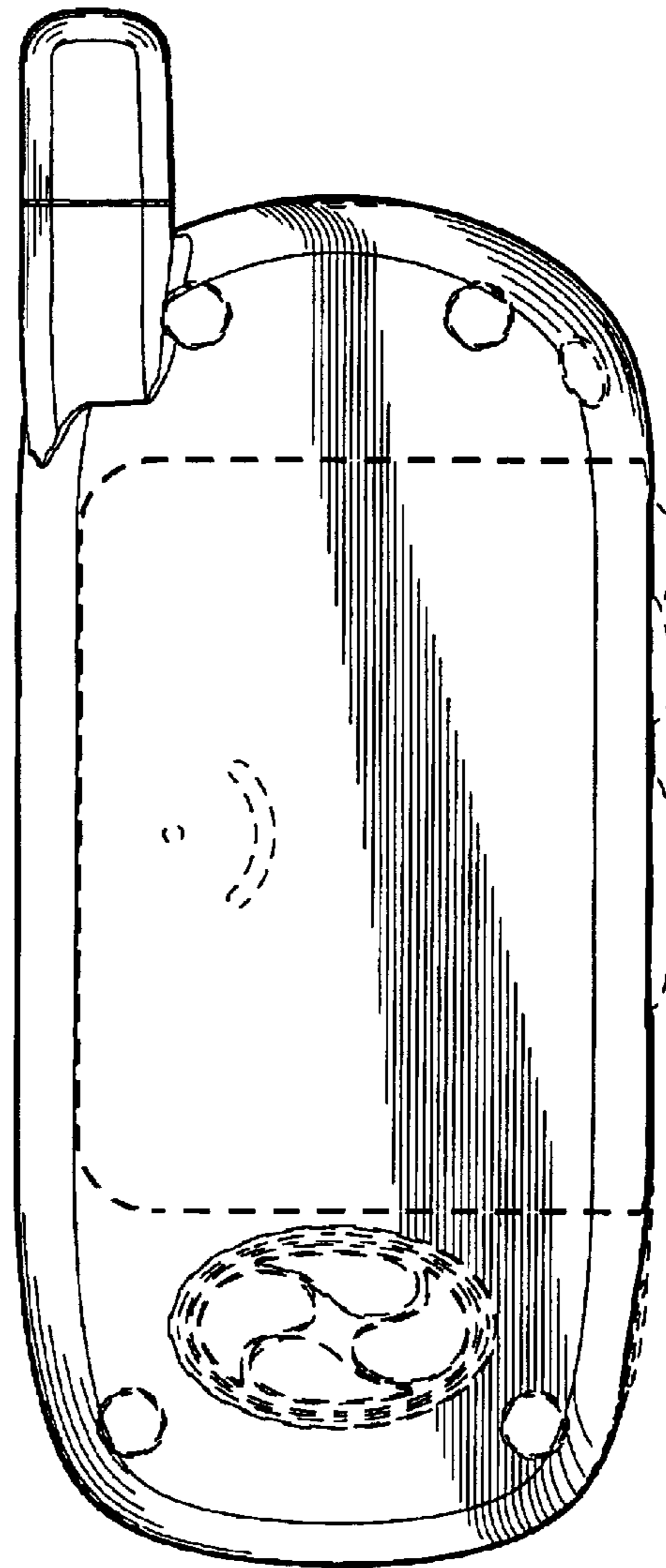


FIG. 3

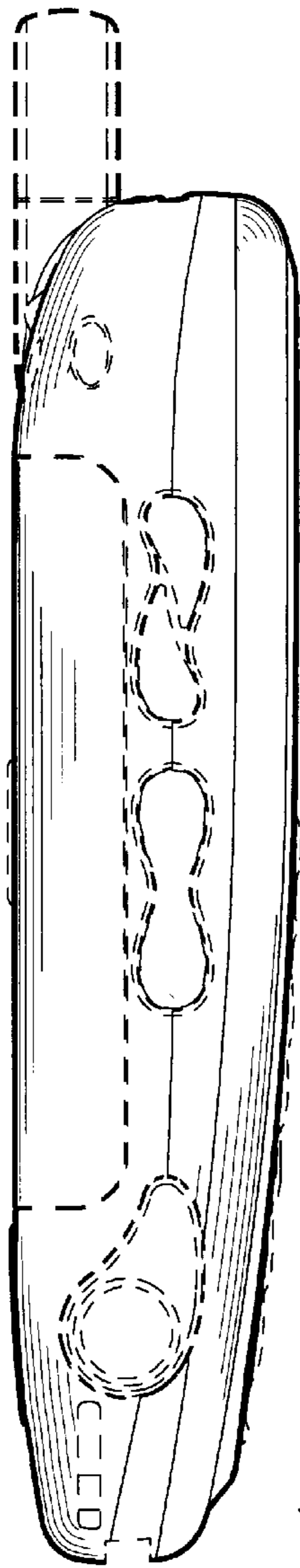


FIG. 4




FIG. 5

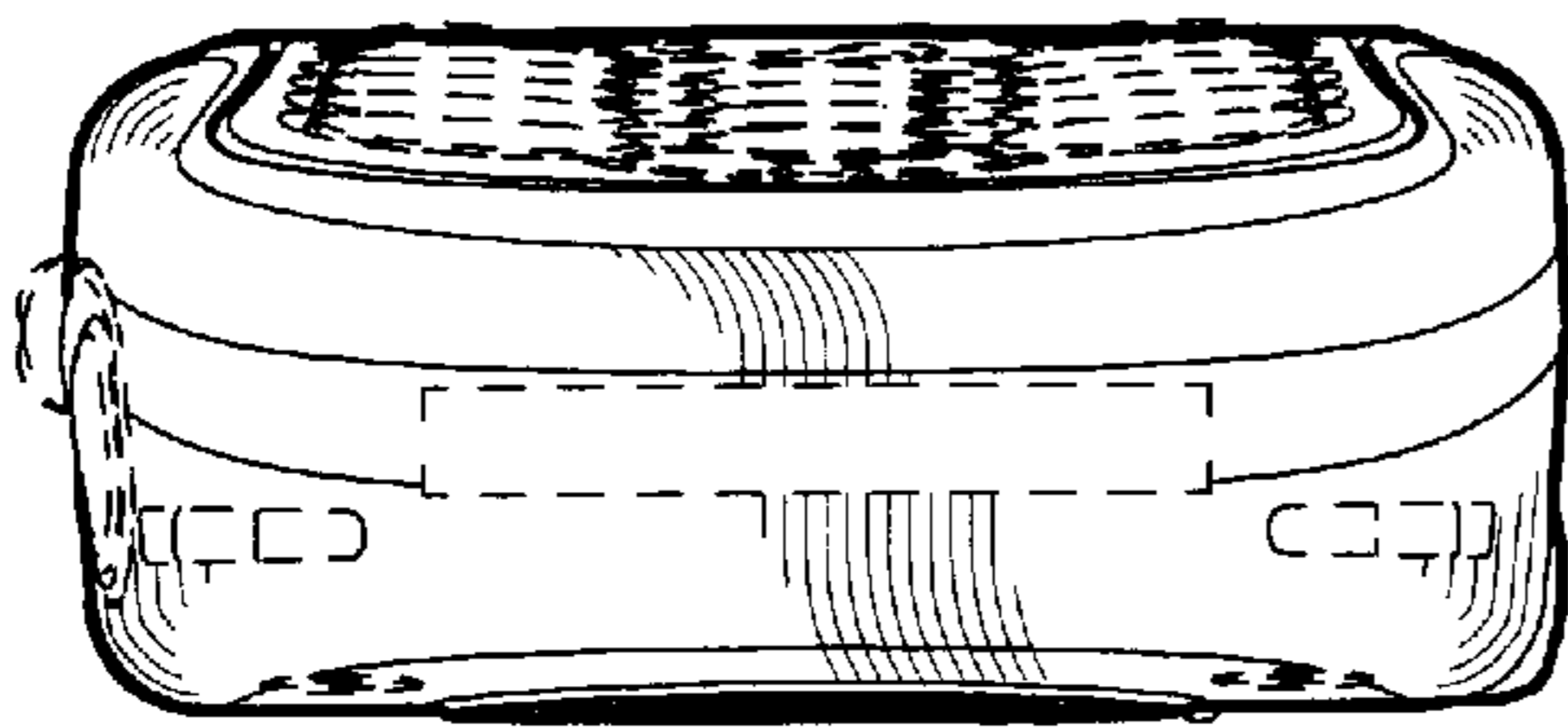


FIG. 7

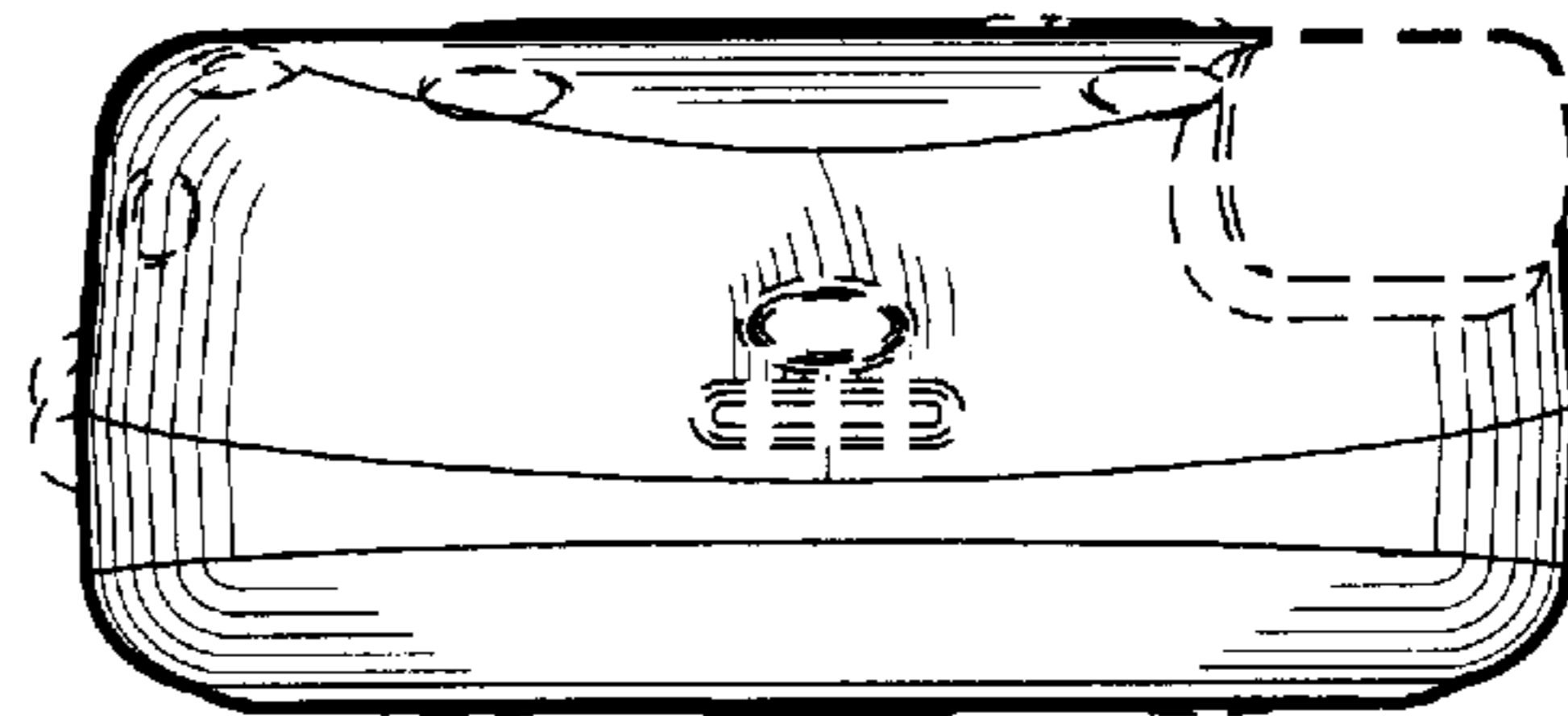


FIG. 6

UNITED STATES PATENT AND TRADEMARK OFFICE
CERTIFICATE OF CORRECTION

PATENT NO. : Des. 503,696 S
DATED : April 5, 2005
INVENTOR(S) : Lodato et al.

Page 1 of 3

It is certified that error appears in the above-identified patent and that said Letters Patent is hereby corrected as shown below:

Replace old drawings with new drawings 1-3 attached.

Signed and Sealed this

Twenty-fourth Day of January, 2006

A handwritten signature in black ink on a light gray dotted background. The signature reads "Jon W. Dudas" in a cursive style.

JON W. DUDAS

Director of the United States Patent and Trademark Office

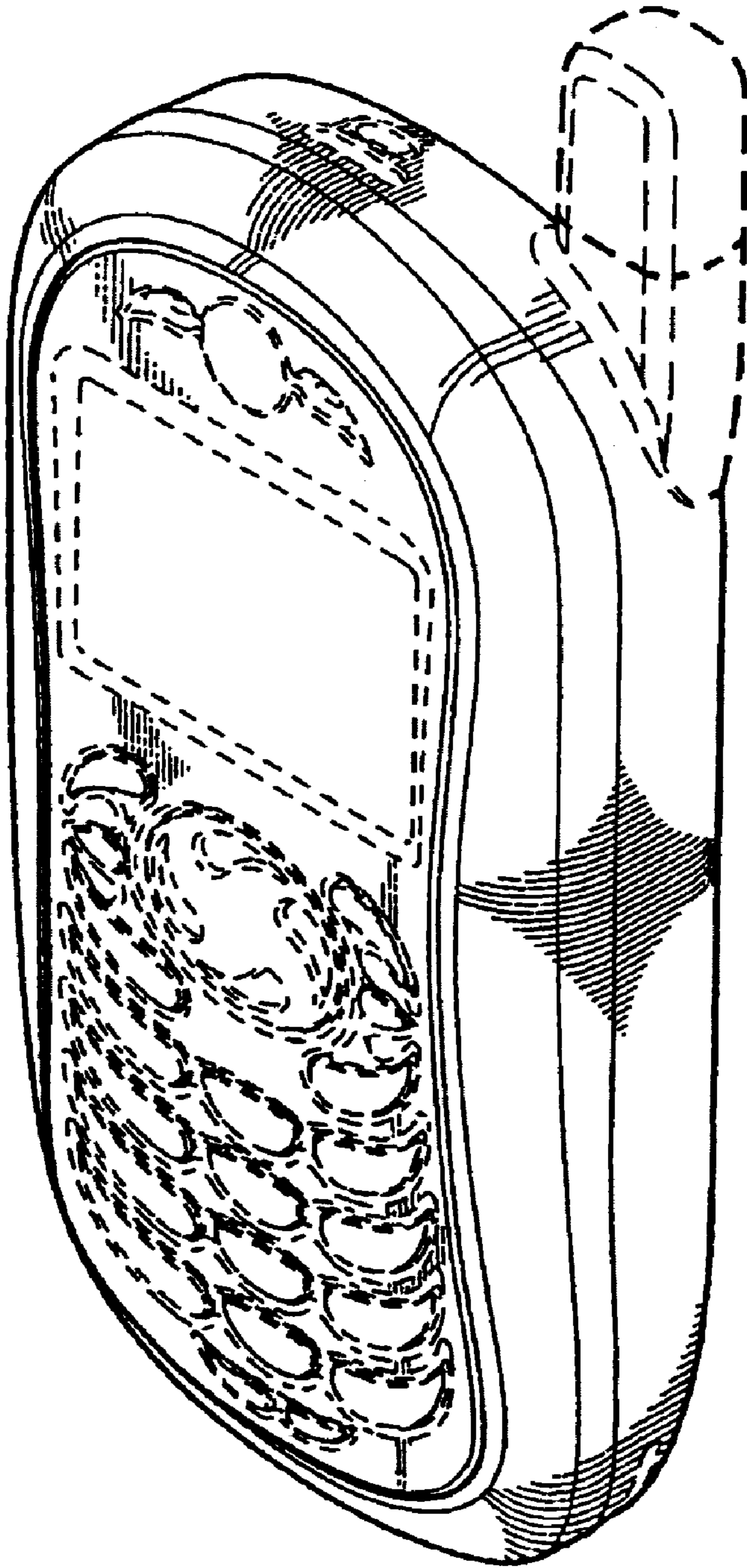


FIG. 1

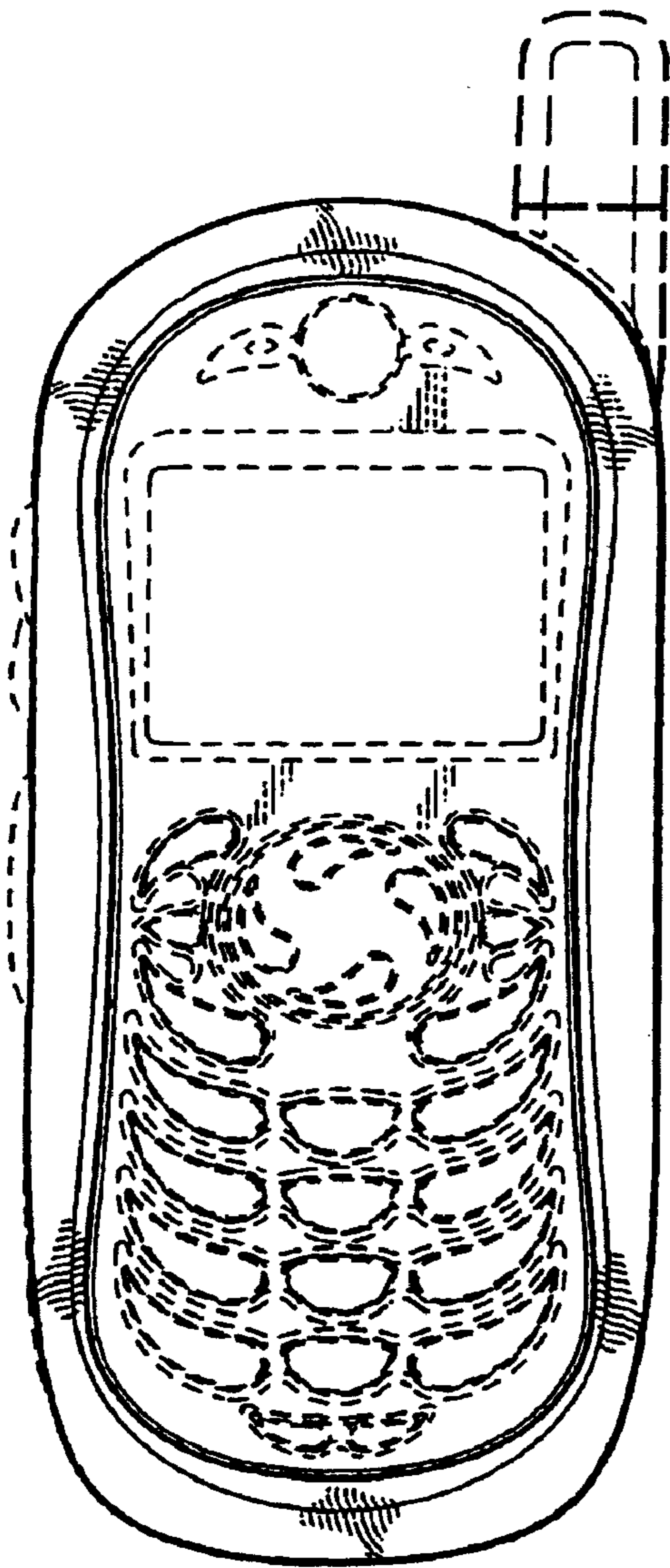


FIG. 2

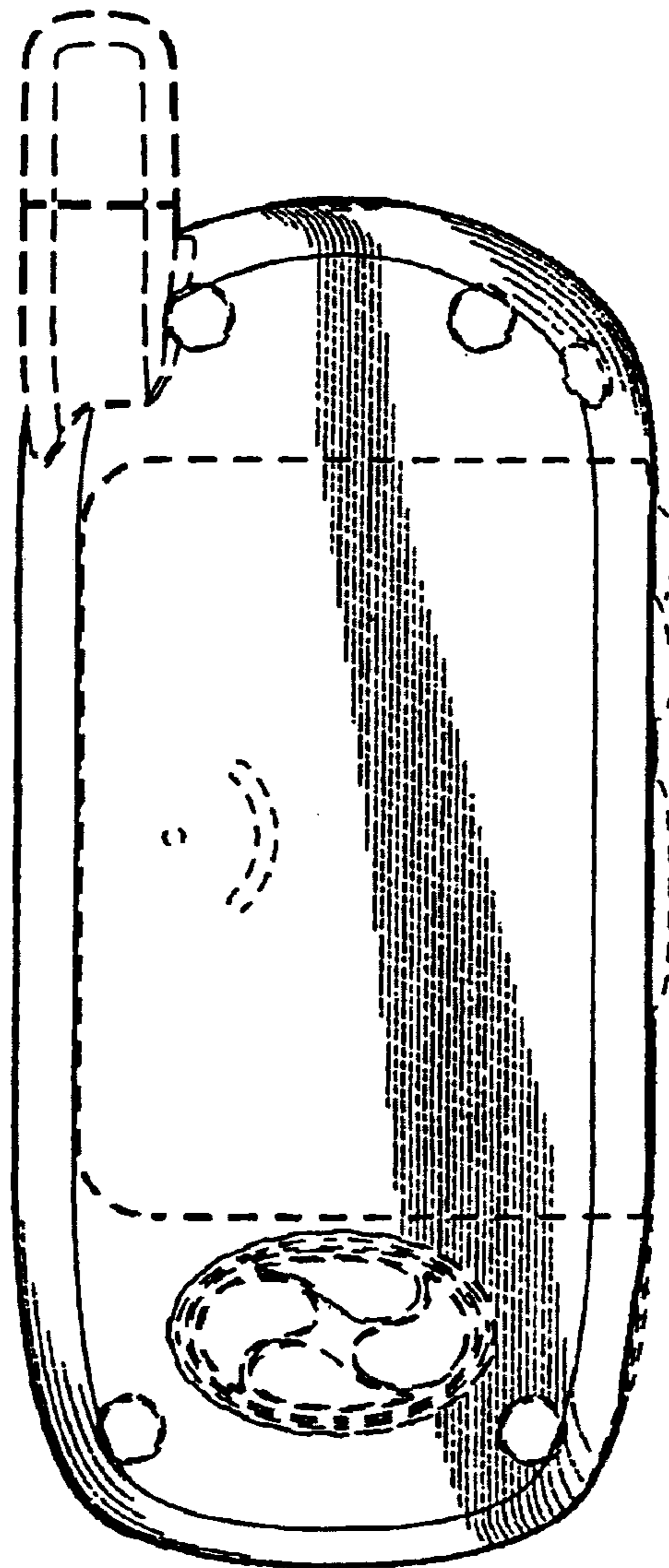


FIG. 3