

US00D503694S

(12) **United States Design Patent** (10) **Patent No.:** **US D503,694 S**
Itano (45) **Date of Patent:** **** *Apr. 5, 2005**

(54) **CELLULAR PHONE**

(75) Inventor: **Ichiro Itano**, Yokohama (JP)

(73) Assignee: **Kyocera Corporation** (JP)

(*) Notice: This patent is subject to a terminal disclaimer.

(**) Term: **14 Years**

(21) Appl. No.: **29/178,004**

(22) Filed: **Mar. 19, 2003**

(30) **Foreign Application Priority Data**

Sep. 20, 2002 (JP) 2002-025833

(51) **LOC (7) Cl.** **14-03**

(52) **U.S. Cl.** **D14/138**

(58) **Field of Search** D14/137, 138,
D14/218, 147-148, 247-248, 144, 341-347;
379/433.01-433.13, 419, 434, 428.01-428.04,
420.01-420.04, 440; D10/65, 78; 455/550.1-90.3;
D21/517; D13/168; D18/2, 7; 345/168,
169

(56) **References Cited**

U.S. PATENT DOCUMENTS

D356,546 S	*	3/1995	Peart	D14/341
5,485,517 A	*	1/1996	Gray	379/433.13
D406,131 S	*	2/1999	Osthues	D14/138
D425,887 S	*	5/2000	Edwards et al.	D14/138
D427,172 S	*	6/2000	Bequir	D14/138
D442,156 S	*	5/2001	Lee	D14/138
D448,757 S	*	10/2001	Okubo	D14/218
6,308,084 B1	*	10/2001	Lonka	455/556.1
D457,883 S	*	5/2002	Sugioka et al.	D14/342
D460,448 S	*	7/2002	Matsumoto	D14/346
D461,185 S	*	8/2002	Ando	D14/341
D466,096 S	*	11/2002	Takada	D14/138

(Continued)

FOREIGN PATENT DOCUMENTS

JP	60-21636	*	2/1985
JP	1088577	*	10/2000
JP	1120255	*	9/2001
JP	1123983	*	10/2001
JP	1124434	*	10/2001
WO	DM/062368	*	12/2002

OTHER PUBLICATIONS

A copy of official gazette of Japanese Design Registration No. 1159728 issued on Dec. 3, 2002.

A copy of the official gazette of Japanese Design Registration No. 1143093 issued on Jun. 10, 2002.

The copy of official gazette of Japanese Design Registration No. 875025 issued on Aug. 11, 1993.

The copy of official gazette of Japanese Design Registration No. 1160810 issued on Dec. 16, 2002.

The copy of homepage of NTT DoCoMo showing the SO505i.

Primary Examiner—Jeffrey Asch

(74) *Attorney, Agent, or Firm*—Schulte Roth & Zabel LLP; Joel E. Lutzker; John C. Garces

(57) **CLAIM**

The ornamental design for a cellular phone, as shown and described.

DESCRIPTION

FIG. 1 is a perspective view of the top, front and right side of a cellular phone showing my new design;

FIG. 2 is a front view thereof;

FIG. 3 is a rear view thereof;

FIG. 4 is a left side view thereof;

FIG. 5 is a right side view thereof;

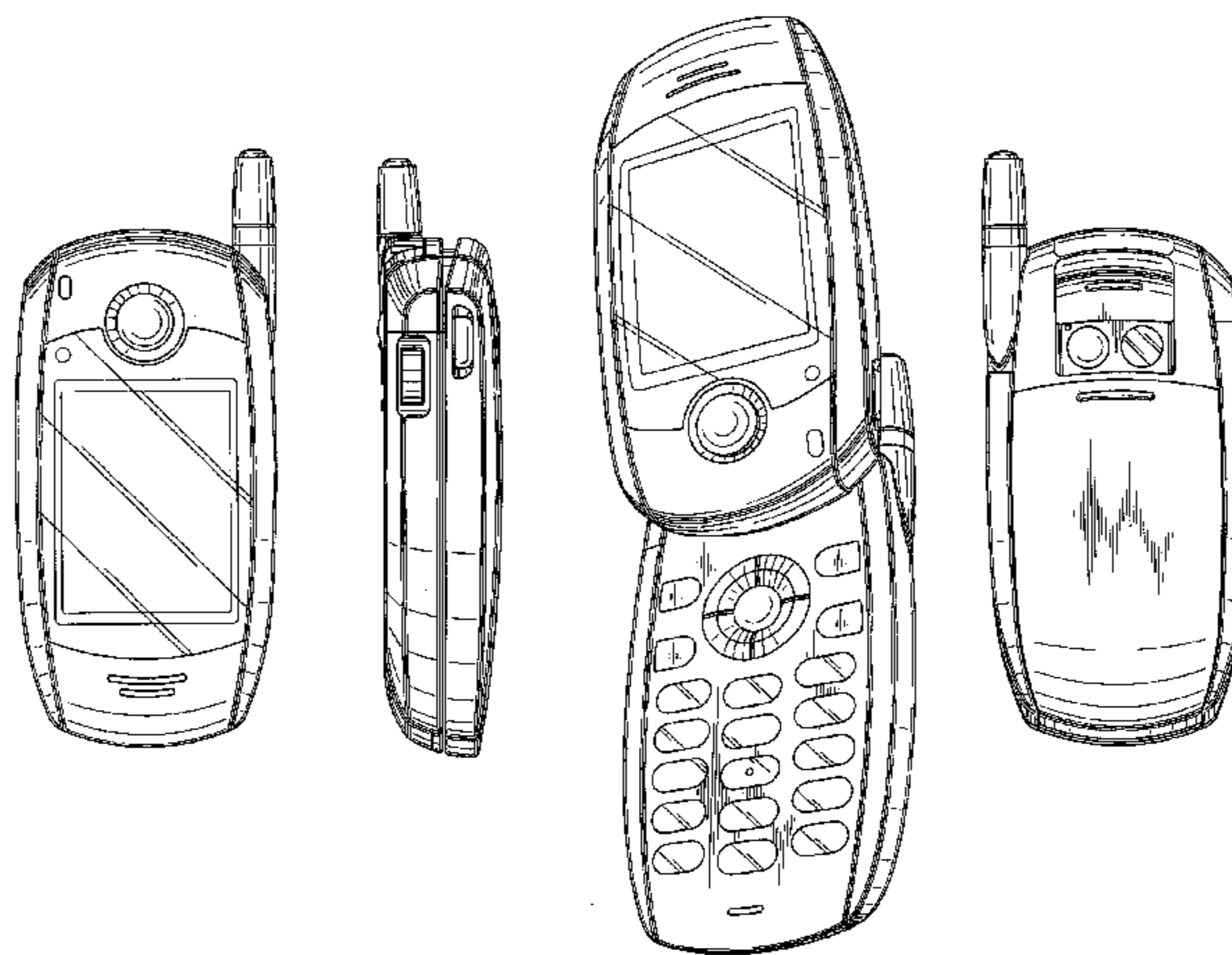
FIG. 6 is a top plan view thereof;

FIG. 7 is a bottom view thereof;

FIG. 8 is a perspective view thereof showing the condition of the front panel being rotated 180°; and,

FIG. 9 is a rear view thereof showing the condition of the lid of lens being opened.

1 Claim, 6 Drawing Sheets



US D503,694 S

Page 2

U.S. PATENT DOCUMENTS

6,549,789 B1 *	4/2003	Kfoury	455/550.1			
D477,296 S *	7/2003	Minamide	D14/138			
D479,215 S *	9/2003	Yokoyama	D14/138			
D480,697 S *	10/2003	Lee et al.	D14/138			
D481,692 S *	11/2003	Husgafvel	D14/138			
					D490,100 S *	5/2004	Su et al. D18/2
					2002/0102946 A1 *	8/2002	SanGiovanni 455/90
					2003/0064688 A1 *	4/2003	Mizuta et al. 455/90
					2003/0064758 A1 *	4/2003	Mizuta et al. 455/566
					2003/0078069 A1 *	4/2003	Lindeman 455/550

* cited by examiner

FIG. 1

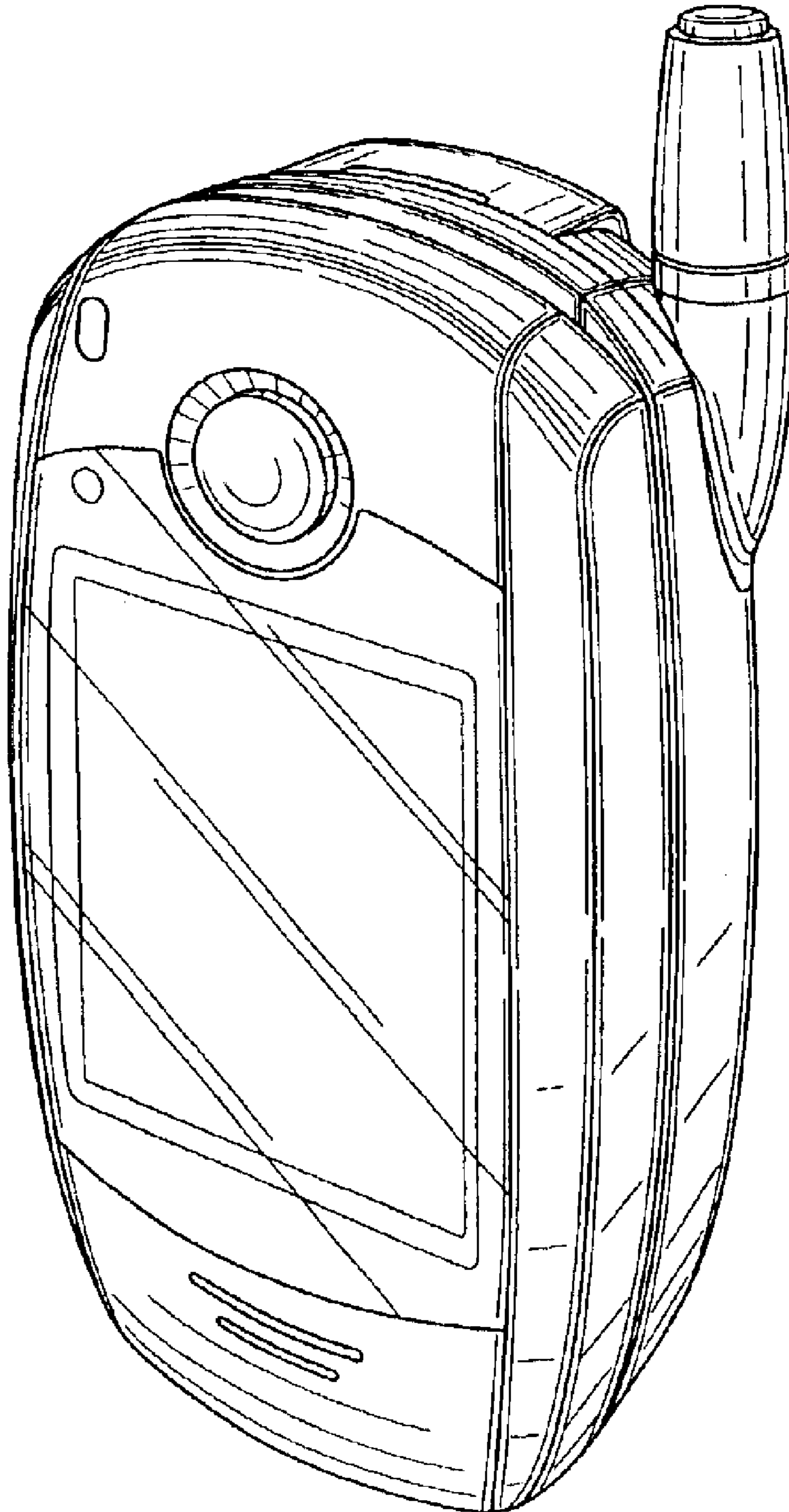


FIG. 2

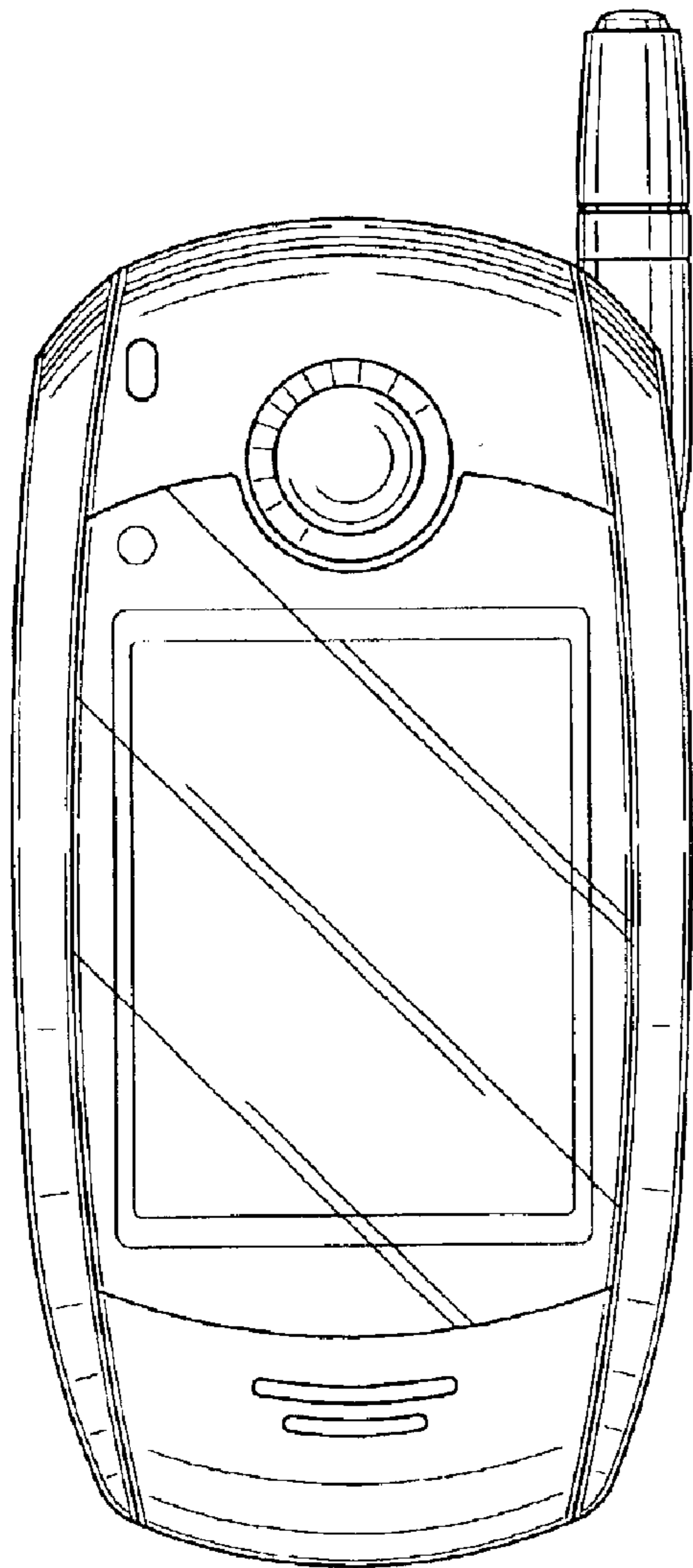


FIG. 3




FIG. 4

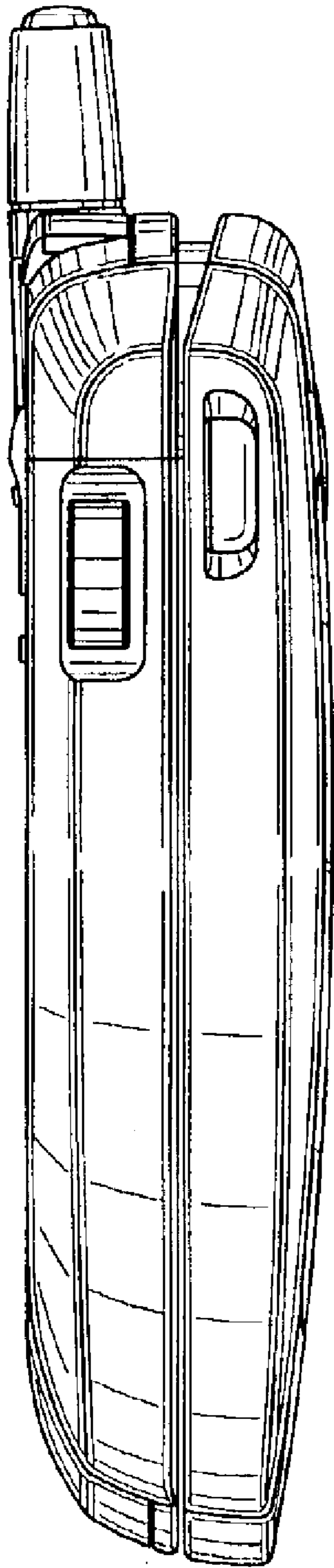


FIG. 5

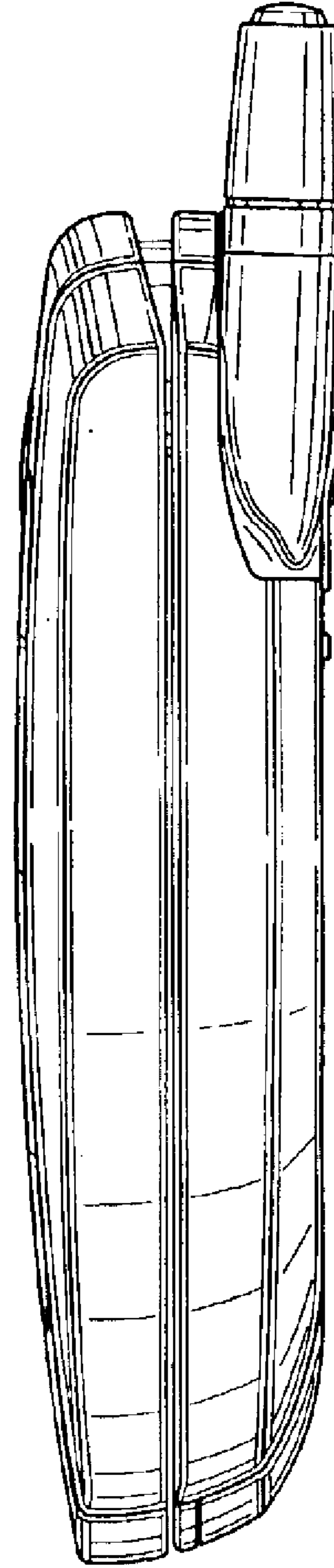


FIG. 6

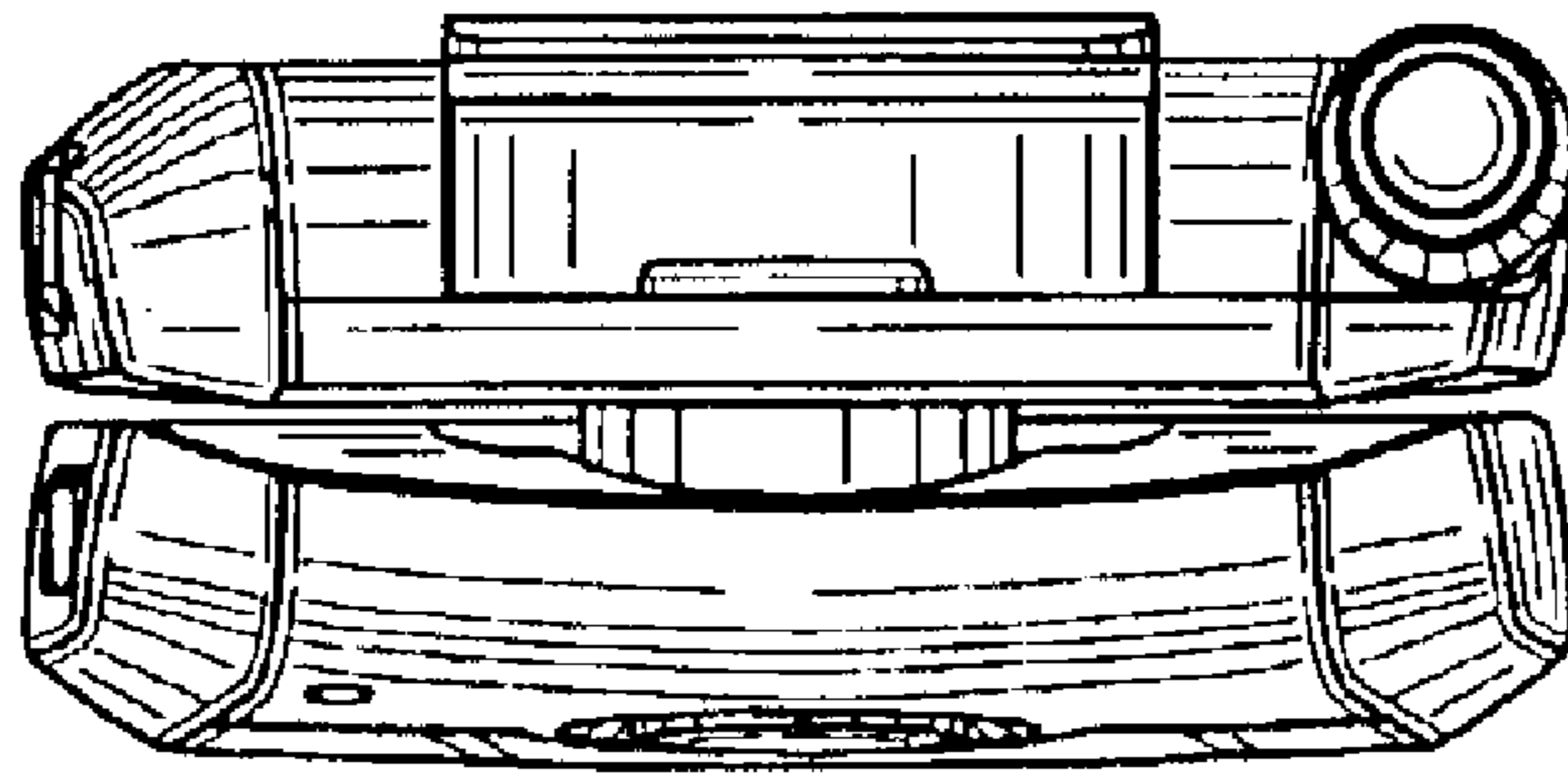


FIG. 7

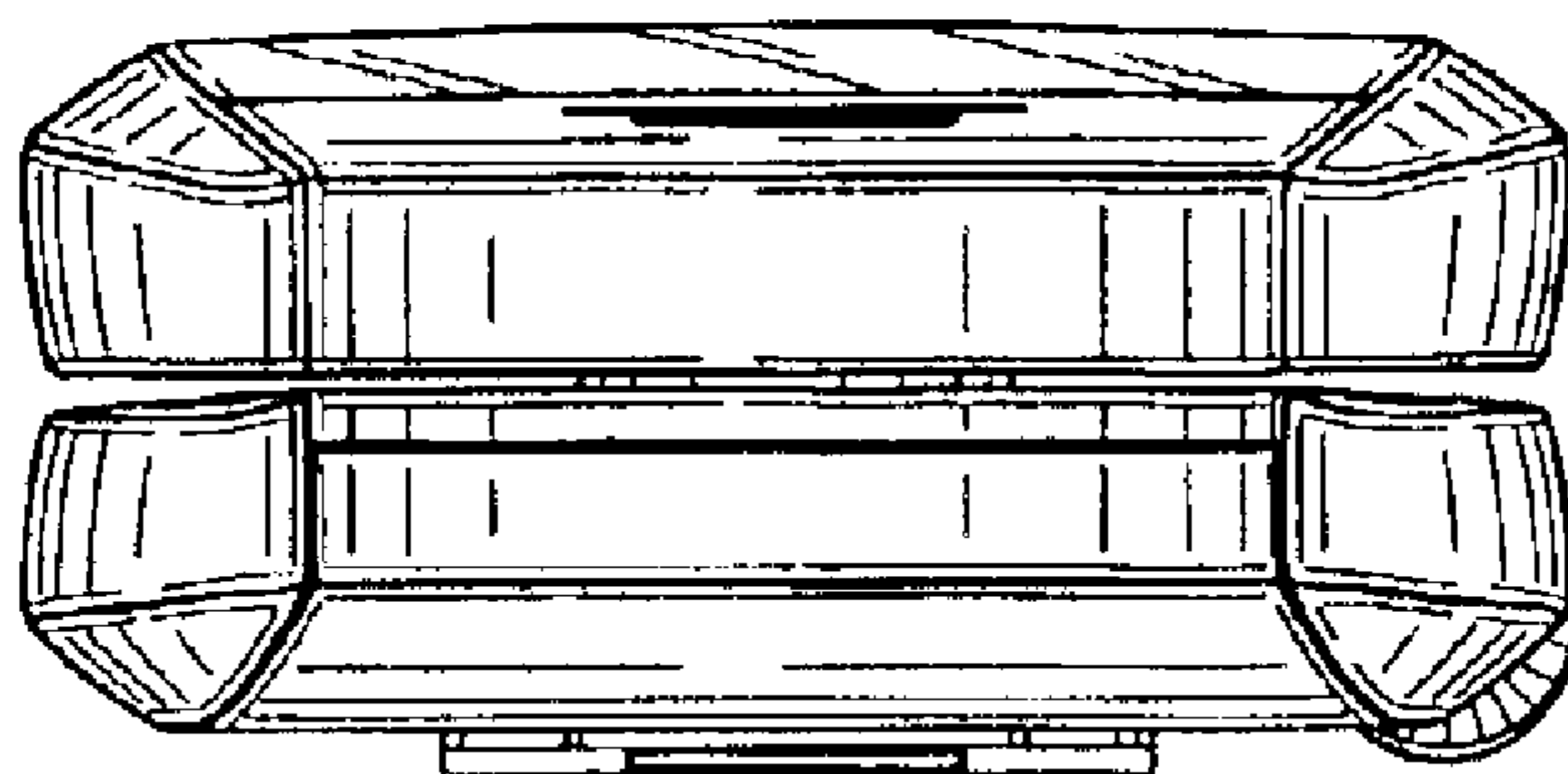


FIG. 8

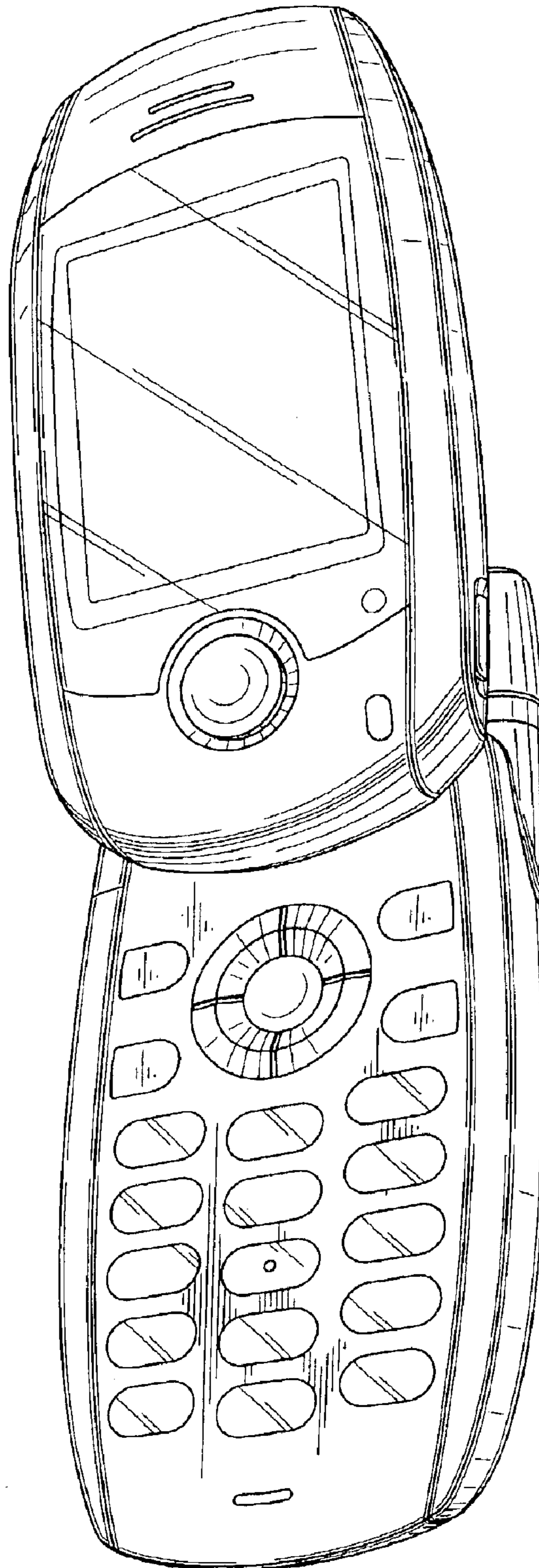


FIG. 9

