

US00D503675S

(12) **United States Design Patent** (10) **Patent No.:** **US D503,675 S**  
**Lodato et al.** (45) **Date of Patent:** **\*\* Apr. 5, 2005**

(54) **VEHICLE CHARGER**

(75) Inventors: **Franco Lodato**, Weston, FL (US);  
**Todd W. Roshitsh**, Coral Springs, FL  
(US); **Charles S. Baxter**, Atlanta, GA  
(US); **Ming-Lin Shi**, Shanghai (CN);  
**John M. Coogan**, Coral Springs, FL  
(US); **James Whittaker**, Herrenberg  
(DE); **Helge Fedderke**, Neuss (DE);  
**Van-Cuong Hoang**, Altensteig (DE)

(73) Assignee: **Motorola, Inc.**, Schaumburg, IL (US)

(\*\*) Term: **14 Years**

(21) Appl. No.: **29/186,235**

(22) Filed: **Jul. 11, 2003**

(51) **LOC (7) Cl.** ..... **13-02**

(52) **U.S. Cl.** ..... **D13/107; D13/144**

(58) **Field of Search** ..... **D13/107-108,**  
**D13/133, 144; D14/251, 253; 320/107-116**

(56) **References Cited**

**U.S. PATENT DOCUMENTS**

5,431,585 A	*	7/1995	Fan	.....	439/668
D362,840 S	*	10/1995	Larson	.....	D13/144
D398,287 S	*	9/1998	Luminosu	.....	D13/144
D404,037 S	*	1/1999	Gomez et al.	.....	D14/240
D409,979 S	*	5/1999	Lee	.....	D13/144
D410,432 S	*	6/1999	Park	.....	D13/110
D420,977 S	*	2/2000	Lohrding	.....	D13/144
D434,724 S	*	12/2000	Wharton	.....	D13/110
D455,712 S	*	4/2002	Hsiao	.....	D13/108

D456,007 S	*	4/2002	Kuo	.....	D13/110
D468,265 S	*	1/2003	Cook	.....	D13/144
D469,400 S	*	1/2003	Shor et al.	.....	D13/107
D479,824 S	*	9/2003	Arkin et al.	.....	D13/144
D489,326 S	*	5/2004	Nazar	.....	D13/110
D490,058 S	*	5/2004	Mkhitarian	.....	D13/144
6,767,256 B1	*	7/2004	Faerber et al.	.....	439/668
D496,904 S	*	10/2004	Nazar	.....	D13/110

\* cited by examiner

*Primary Examiner*—Alan P. Douglas

*Assistant Examiner*—Rosemary Tarcza

(74) *Attorney, Agent, or Firm*—Design IP

(57) **CLAIM**

The ornamental design for a vehicle charger, as shown and described.

**DESCRIPTION**

FIG. 1 is an isometric view of an ornamental design of a vehicle charger showing our new design.

FIG. 2 is a front orthographic view thereof.

FIG. 3 is a rear orthographic view thereof.

FIG. 4 is a left side orthographic view thereof.

FIG. 5 is a right side orthographic view thereof.

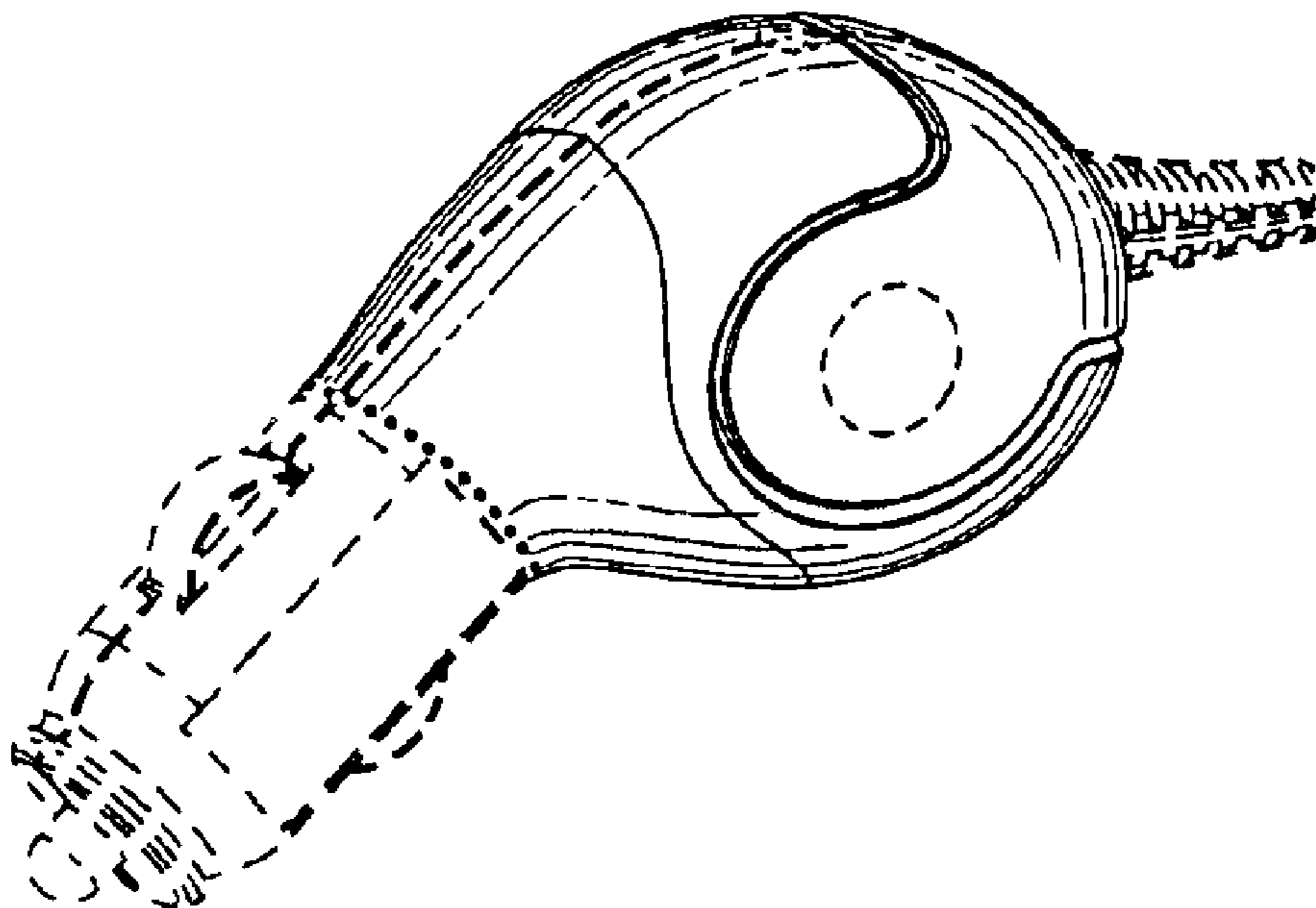
FIG. 6 is a top orthographic view thereof; and,

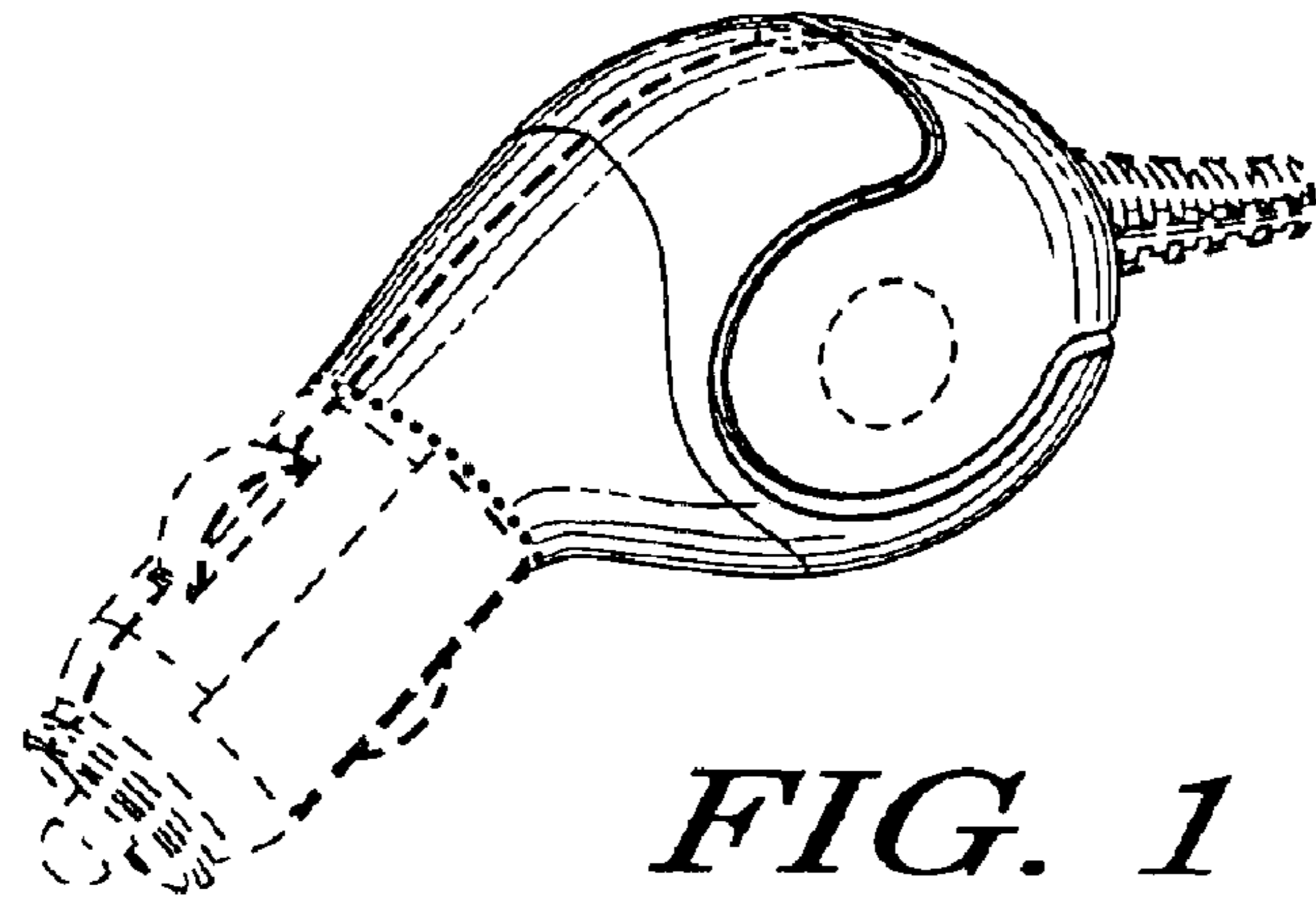
FIG. 7 is a bottom orthographic view thereof.

The broken lines shown in FIGS. 1-7 are included for the purpose of illustrating environmental elements only and form no part of the claimed design.

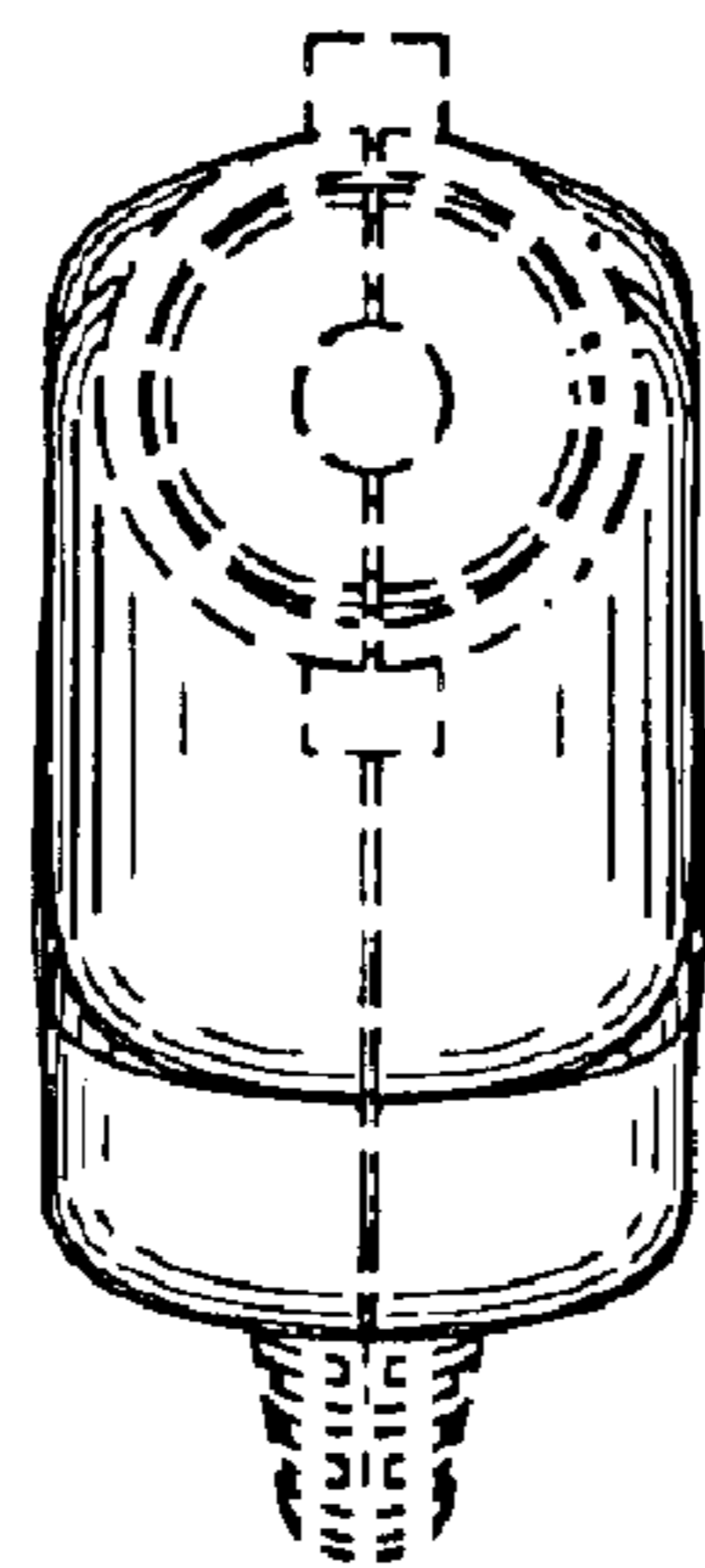
The dotted lines shown in FIGS. 1 and 4-7 represent a border between claimed subject matter and unclaimed subject matter and form no part of the claimed design.

**1 Claim, 3 Drawing Sheets**






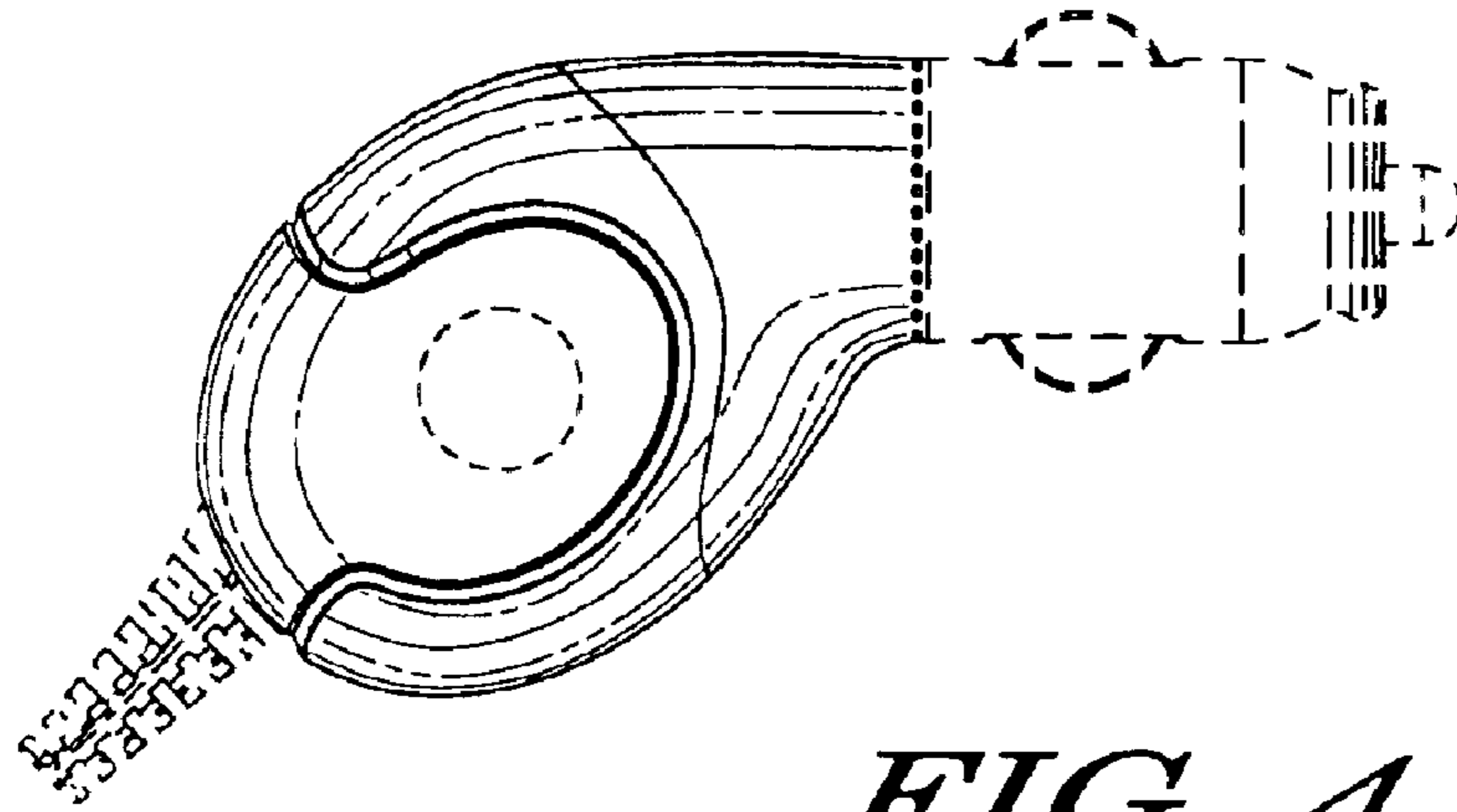
*FIG. 1*



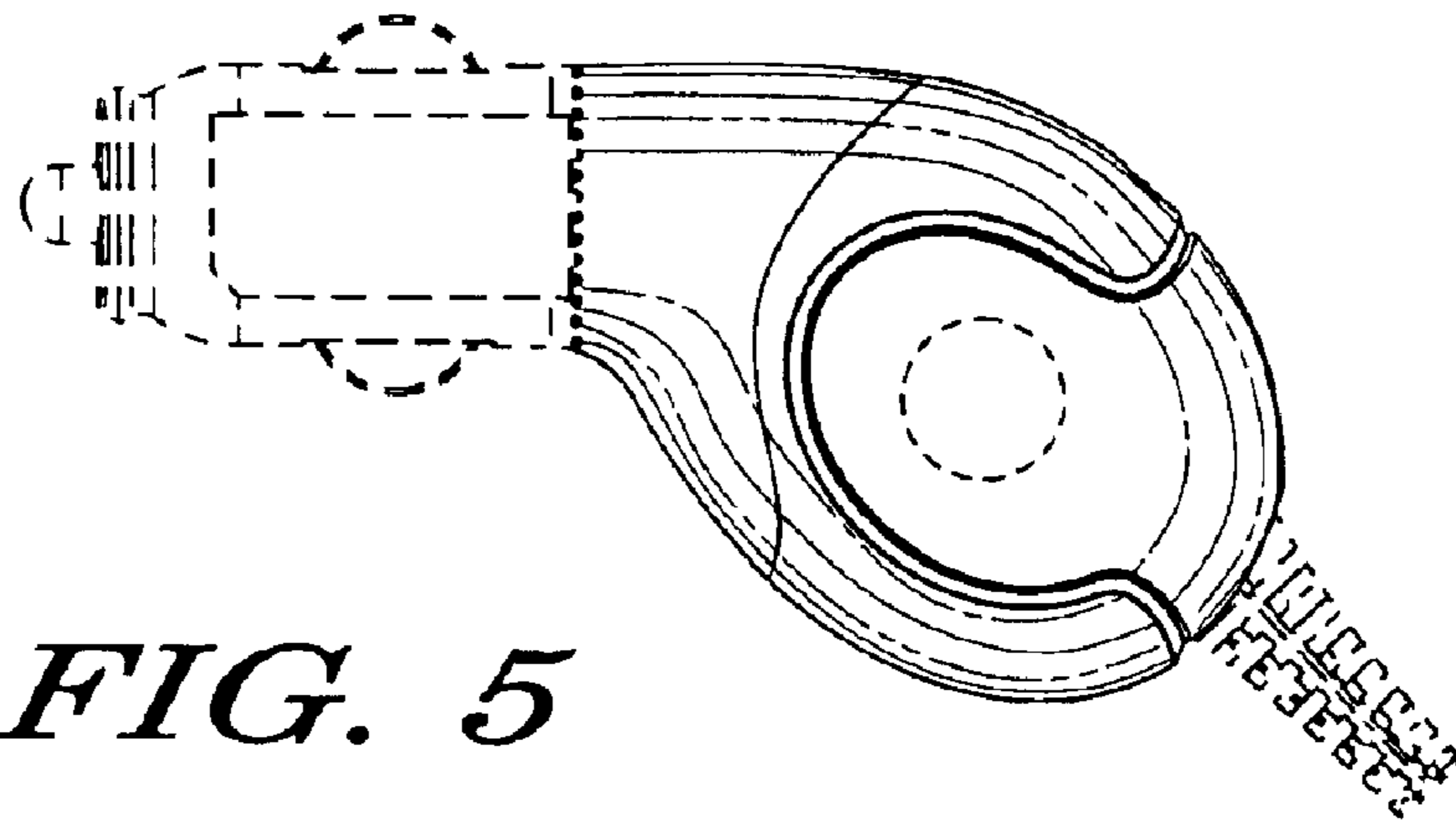
*FIG. 2*



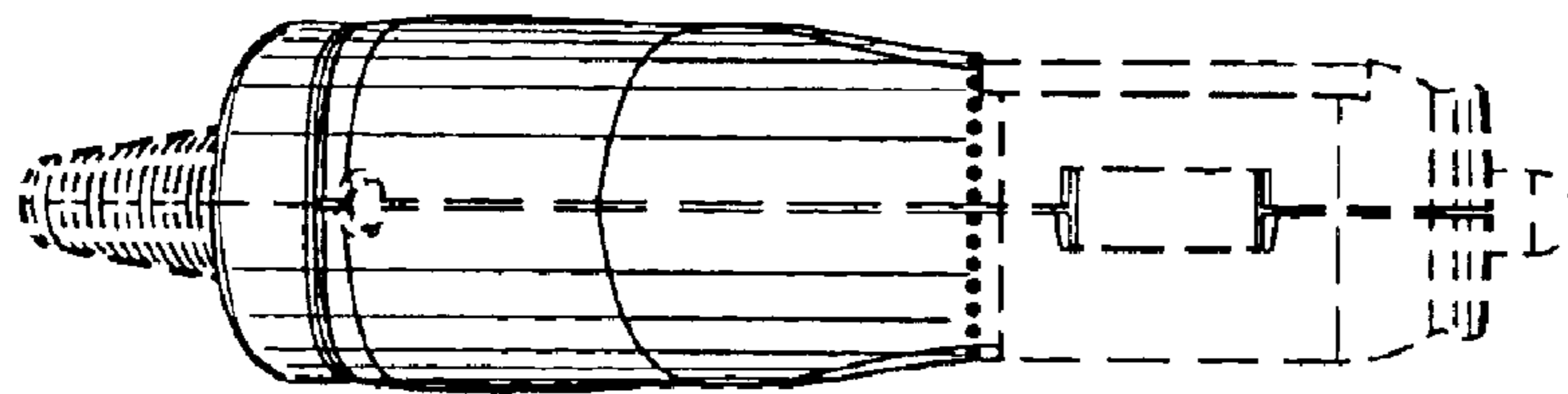
*FIG. 3*



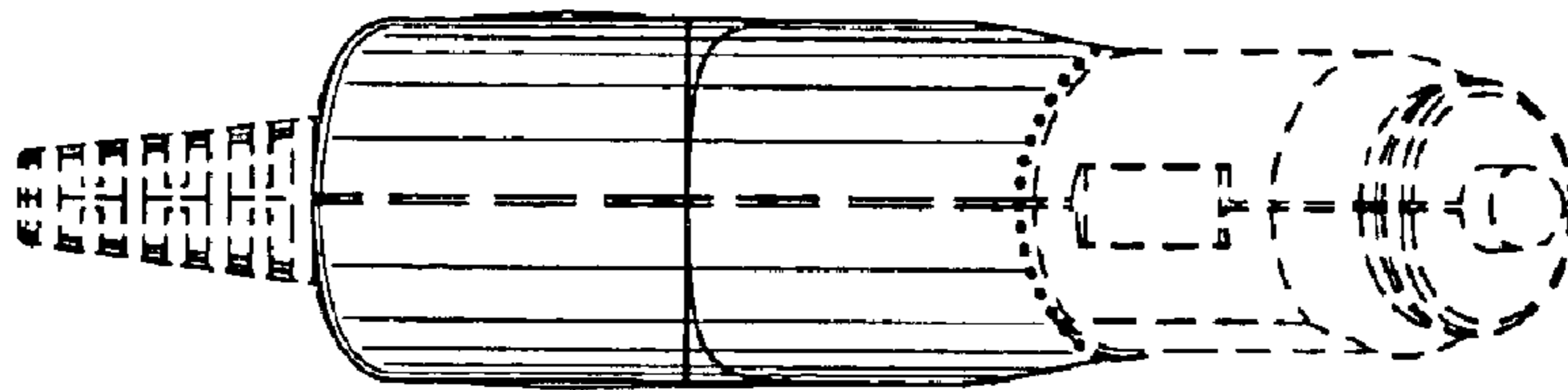
*FIG. 4*



*FIG. 5*



*FIG. 6*



*FIG. 7*