



US00D503666S

(12) **United States Design Patent**
Iwata

(10) **Patent No.:** **US D503,666 S**

(45) **Date of Patent:** **** Apr. 5, 2005**

(54) **AIR SPOILER**

D487,040 S * 2/2004 Iwata D12/181
D491,121 S * 6/2004 Yokomaku D12/181

(75) Inventor: **Kazuhiko Iwata**, Tokyo (JP)

* cited by examiner

(73) Assignee: **Il Salotto Co., Ltd.**, Tokyo (JP)

Primary Examiner—Stacia Cadmus

(**) Term: **14 Years**

(74) *Attorney, Agent, or Firm*—McGinn & Gibb, PLLC

(21) Appl. No.: **29/174,322**

(57) **CLAIM**

(22) Filed: **Jan. 16, 2003**

The ornamental design for an air spoiler, as shown and described.

(30) **Foreign Application Priority Data**

DESCRIPTION

Oct. 21, 2002 (JP) 2002-028564

(51) **LOC (7) Cl.** **12-08**

(52) **U.S. Cl.** **D12/181**

(58) **Field of Search** D12/181, 191,
D12/196, 400; 160/133, 161; 280/848;
296/180.1–180.2, 180.5, 208, 280.3, 82

FIG. 1 is a top plan view of an air spoiler.
FIG. 2 is a front view of an air spoiler.
FIG. 3 is a rear view of an air spoiler.
FIG. 4 is a bottom view of an air spoiler.
FIG. 5 is a right-hand side view of an air spoiler; and,
FIG. 6 is a reduced rear perspective view of an air spoiler shown in its position of use attached to an automobile.
A left-hand side view is omitted, because it is a symmetrical with the right-hand side view presented as FIG. 5.
As illustrated in FIG. 6, an air spoiler in accordance with the design is attached to a rear of an automobile. The vehicle shown in broken lines in FIG. 6 is for illustrative purposes only and forms no part of the claimed design.

(56) **References Cited**

U.S. PATENT DOCUMENTS

D278,046 S * 3/1985 Kerschbaum D12/181
D356,770 S * 3/1995 Almen D12/181
D414,733 S * 10/1999 Saleen et al. D12/181
D420,314 S * 2/2000 Kulla et al. D12/181
D435,817 S * 1/2001 Lai D12/181

1 Claim, 2 Drawing Sheets

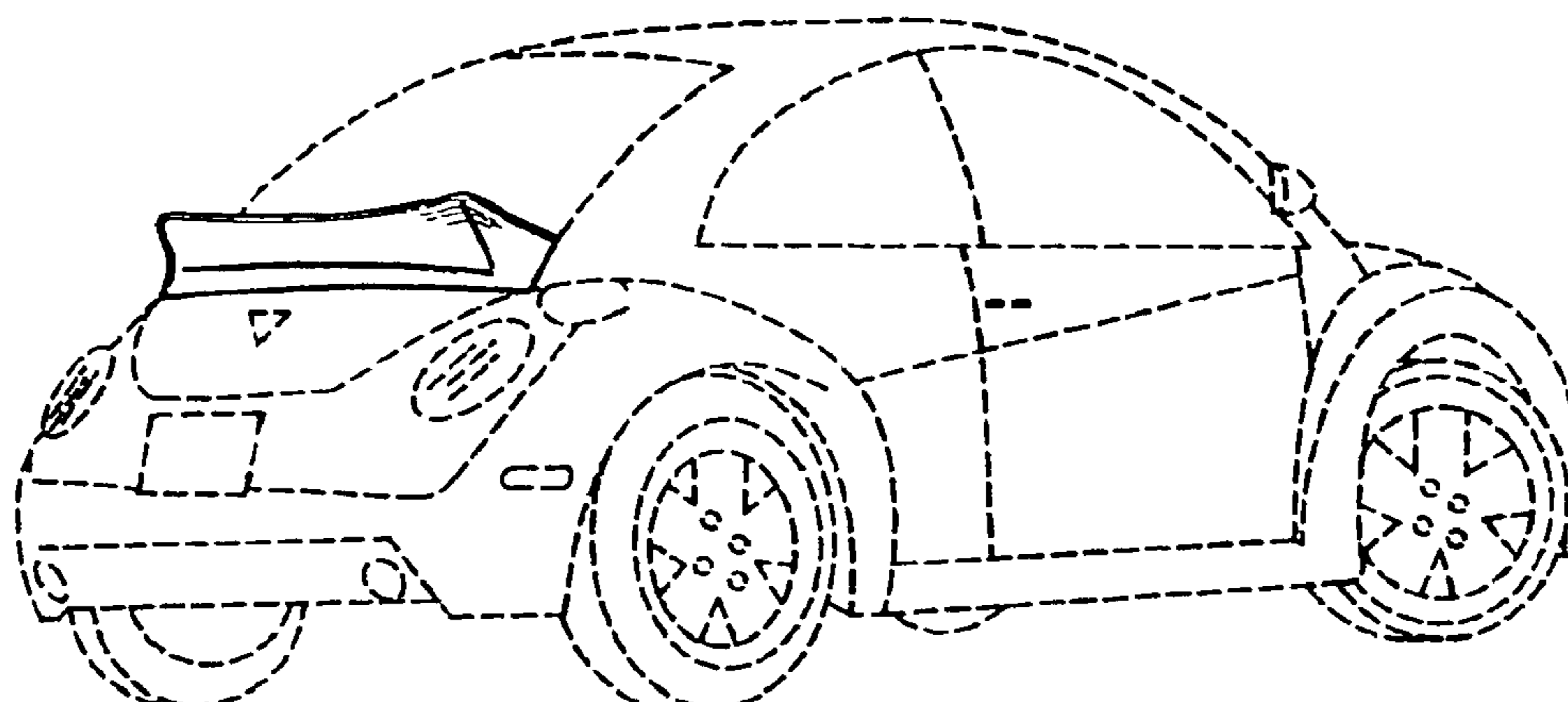





FIG. 1

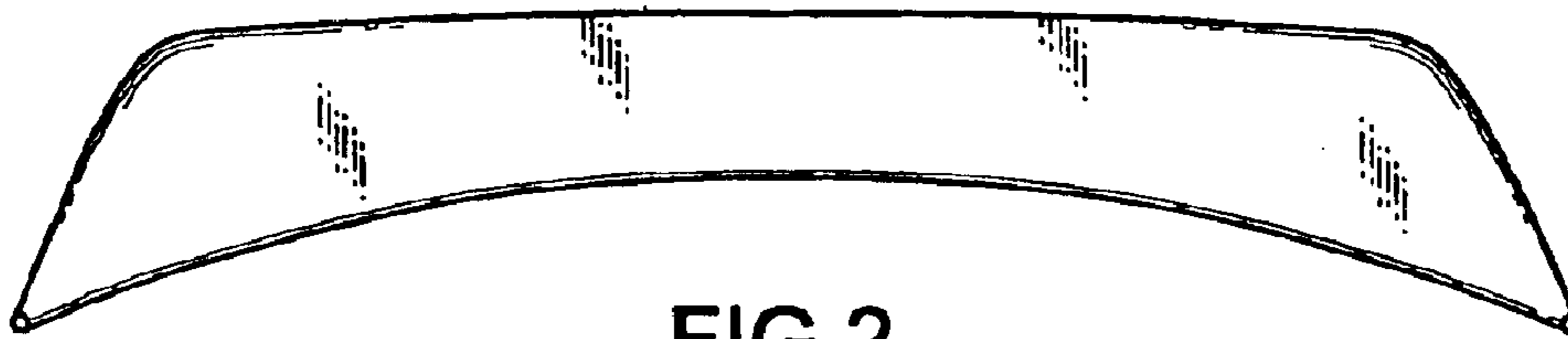


FIG. 2



FIG. 3



FIG. 4




FIG. 5




FIG.6