

US00D503655S

(12) **United States Design Patent** (10) **Patent No.:** **US D503,655 S**
Weiser (45) **Date of Patent:** **** Apr. 5, 2005**

(54) **BIRD NOVELTY**
 (75) **Inventor:** **Margaret Weiser, Tarzana, CA (US)**
 (73) **Assignee:** **Exhart Environmental Systems, Inc., Chatsworth, CA (US)**
 (**) **Term:** **14 Years**

(21) **Appl. No.:** **29/188,713**
 (22) **Filed:** **Aug. 21, 2003**

(51) **LOC (7) Cl.** **11-02**
 (52) **U.S. Cl.** **D11/162; D21/606**
 (58) **Field of Search** **D21/576-661, D21/438, 439, 458; D11/131, 157, 158, 162, 164; D20/30; D22/119, 121, 125; D10/54, 59; 446/34-36, 87, 97, 102, 119, 176, 199, 201, 217, 218, 223, 226, 236-238, 268-385, 390, 391, 486, 487, 490; 73/170.01, 170.05; 40/411-413, 417-420; 428/12, 15, 16, 542.2, 542.4, 542.6**

(56) **References Cited**
U.S. PATENT DOCUMENTS

1,538,562 A	5/1925	Koshalko	
1,591,661 A *	7/1926	Dinsdale	446/374
1,601,983 A *	10/1926	Savage	446/362
1,910,923 A	5/1933	Kerr	
D131,617 S *	3/1942	Jacoby	D9/317
D147,378 S *	8/1947	Rouse	D21/585
D245,365 S *	8/1977	Shirashi	D21/585
D257,364 S *	10/1980	Molenaar	D21/458
4,582,497 A	4/1986	Lyons	446/217

D337,358 S *	7/1993	Orak	D21/590
5,469,738 A *	11/1995	Hendrickson	73/170.07
5,613,317 A *	3/1997	Ninegar	43/3
D387,636 S *	12/1997	Chang	D8/1
5,971,828 A	10/1999	Lin	446/217
6,206,747 B1	3/2001	Skwarek	446/217
6,364,732 B1	4/2002	Wu	446/217
6,422,913 B1	7/2002	Trejo	446/217
D465,249 S *	11/2002	Weiser et al.	D21/606
6,475,056 B1	11/2002	Christianson	446/201
D474,421 S *	5/2003	Weiser	D11/162

* cited by examiner

Primary Examiner—Catherine Tuttle
 (74) *Attorney, Agent, or Firm*—Cislo & Thomas LLP

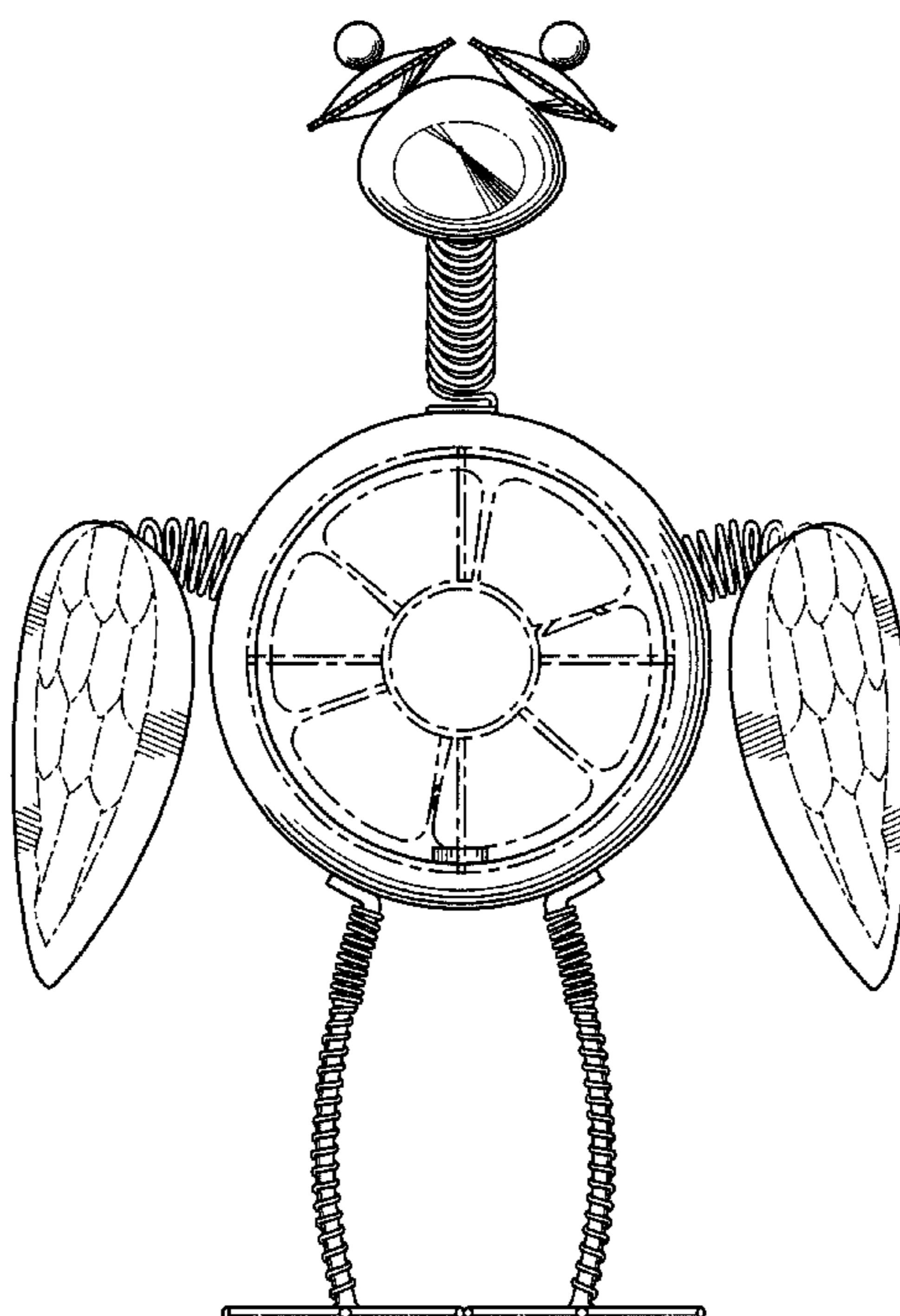
(57) **CLAIM**

The ornamental design for a bird novelty, as shown and described herein.

DESCRIPTION

FIG. 1 is a front view of my bird novelty;
 FIG. 2 is a rear view thereof;
 FIG. 3 is a right side elevational view thereof with the left side elevational view being a mirror image thereof;
 FIG. 4 is a top view thereof; and,
 FIG. 5 is a bottom view thereof.
 The broken lines immediately adjacent the shaded surfaces of the wings and circular body portion define the bounds of the claim. All other broken lines are for illustrative purposes only. None of the broken lines form part of the claimed design.

1 Claim, 3 Drawing Sheets



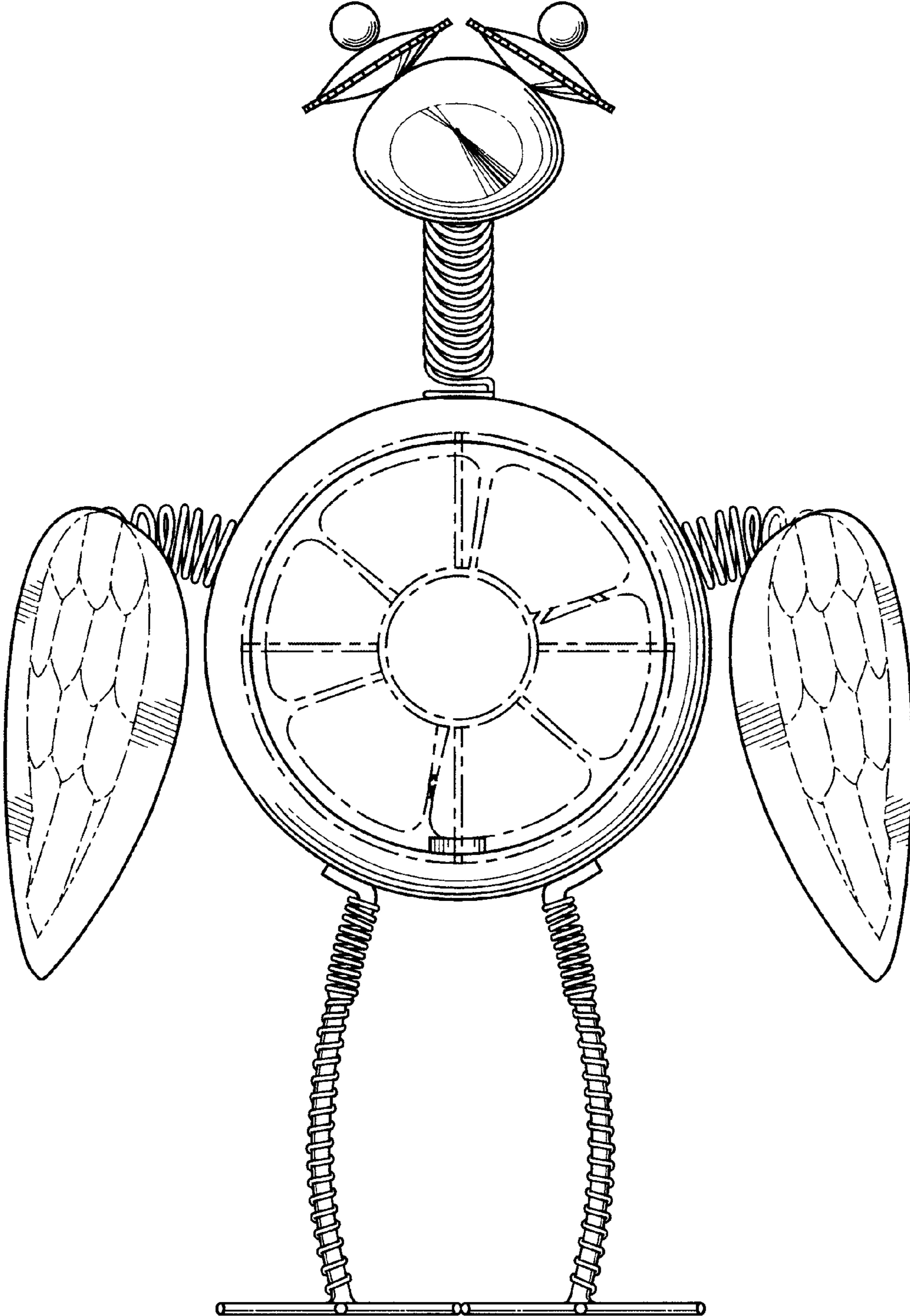


Fig. 1

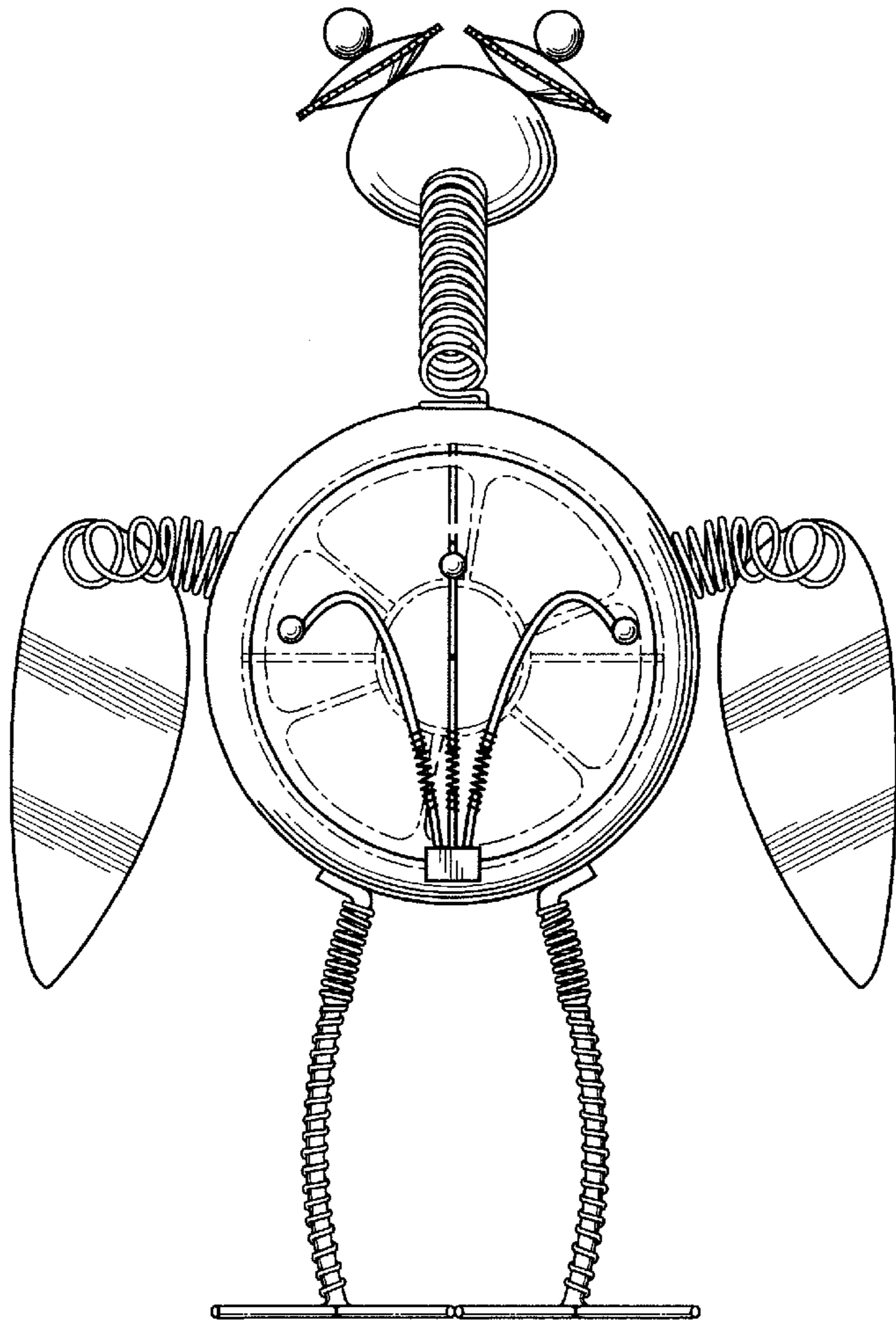


Fig. 2

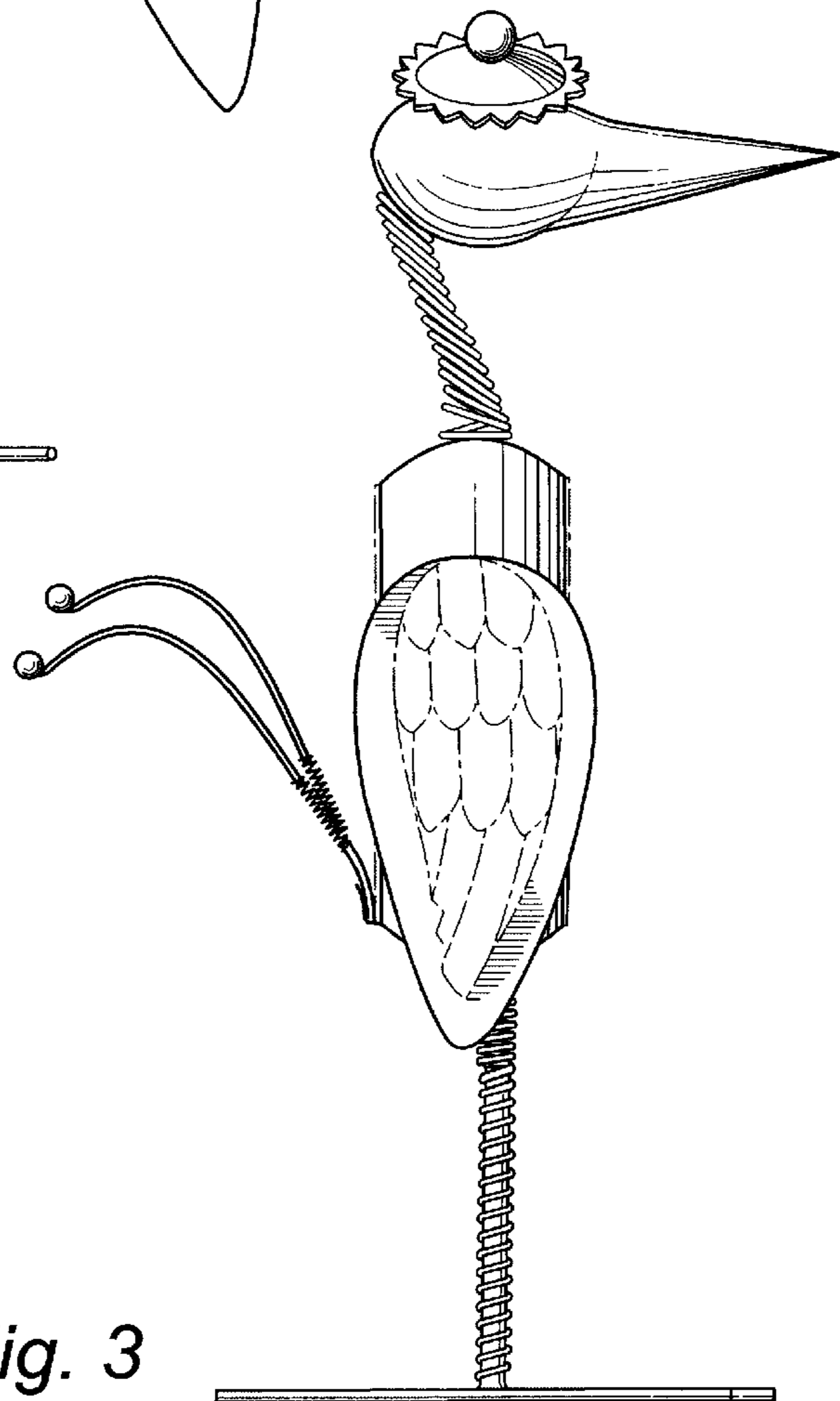


Fig. 3

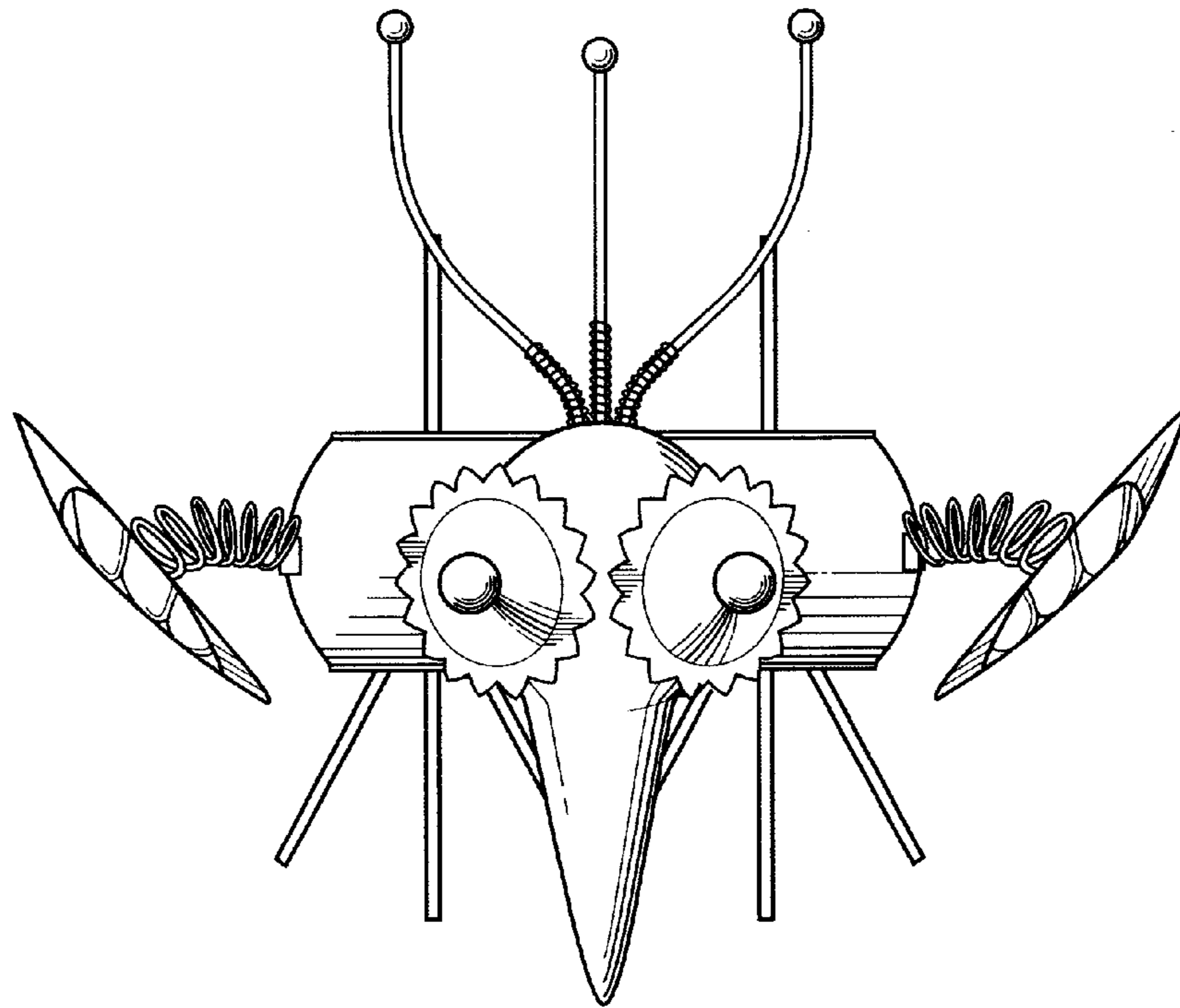


Fig. 4

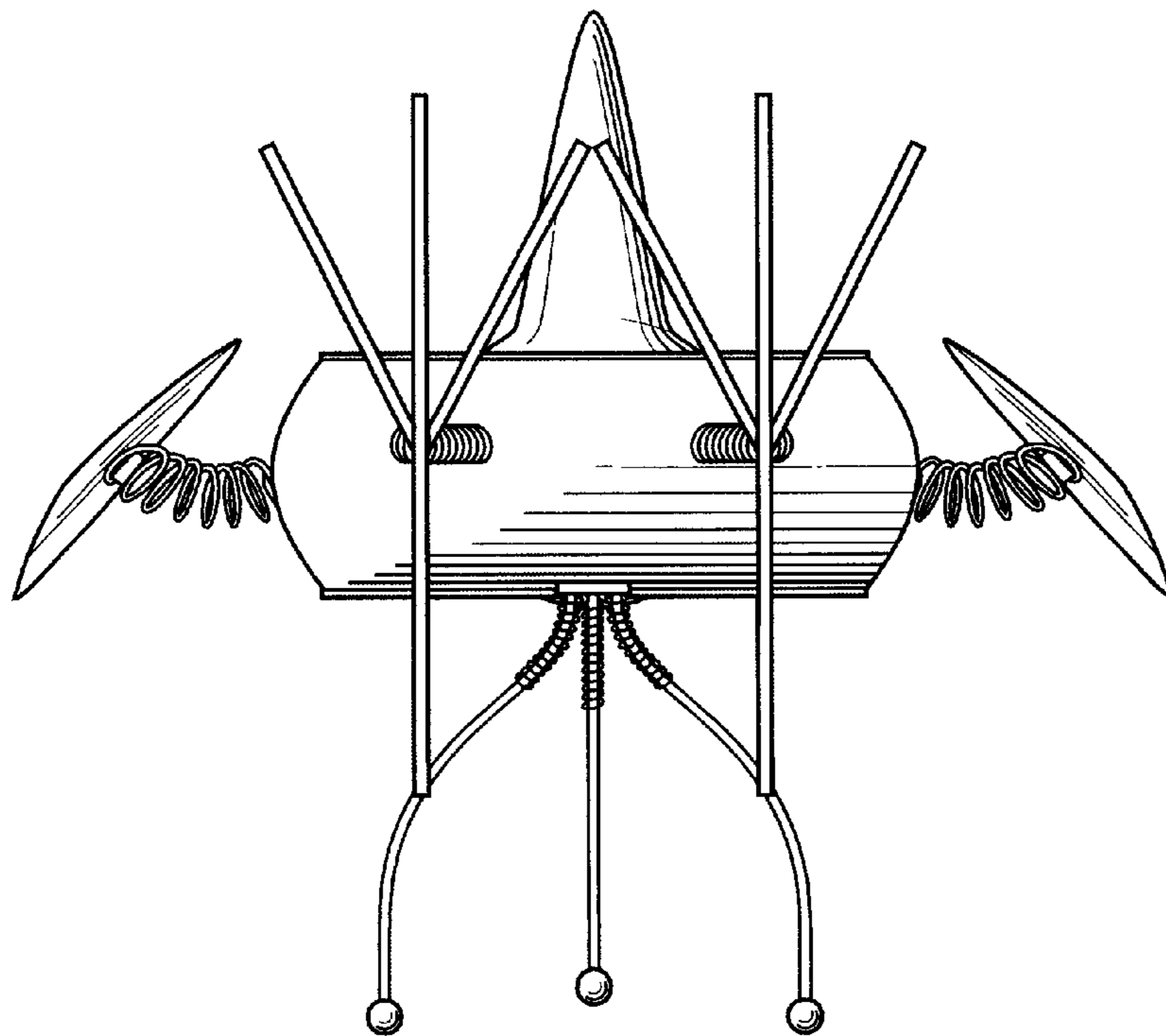


Fig. 5