

US00D503626S

(12) **United States Design Patent**
Maus

(10) **Patent No.:** **US D503,626 S**
(45) **Date of Patent:** **** Apr. 5, 2005**

- (54) **BOTTLE**
- (75) **Inventor:** **David George Maus**, Wayne, NJ (US)
- (73) **Assignee:** **Reckitt Benckiser Inc.**, Wayne, NJ (US)
- (**) **Term:** **14 Years**

- D384,285 S 9/1997 D'Amico et al.
- D391,853 S 3/1998 Green et al.
- D400,798 S 11/1998 Maus
- D406,533 S 3/1999 Maus
- D417,850 S 12/1999 Miller
- D433,637 S 11/2000 Hailey et al.
- D446,730 S 8/2001 Adee et al.
- D452,655 S 1/2002 Considine

- (21) **Appl. No.:** **29/185,204**
- (22) **Filed:** **Jun. 24, 2003**

Related U.S. Application Data

- (62) Division of application No. 29/156,819, filed on Mar. 8, 2002, now Pat. No. Des. 480,008.

(30) **Foreign Application Priority Data**

- Oct. 1, 2001 (GB) 2105226
- (51) **LOC (7) Cl.** **09-01**
- (52) **U.S. Cl.** **D9/541; D9/542; D9/564; D9/571**
- (58) **Field of Search** **D9/516, 529-530, D9/541-544, 546, 549, 550, 558, 563, 569, 556, 571-575; 215/382-384, 396, 398, 400; 220/660, 675**

(56) **References Cited**

U.S. PATENT DOCUMENTS

- D27,906 S 11/1897 Levis
- D38,385 S 12/1906 Kohn
- D93,994 S 12/1934 Noble
- D168,523 S 12/1952 Sittason
- D175,014 S 6/1955 Champion
- D197,386 S 1/1964 Plummer
- D326,812 S * 6/1992 Noakes et al. D9/549
- D336,614 S * 6/1993 Crawford D9/529
- 5,370,266 A 12/1994 Woodruff
- 5,542,585 A 8/1996 Peters et al.

* cited by examiner

Primary Examiner—Carol Rademaker

(74) *Attorney, Agent, or Firm*—Akin Gump Strauss Hauer & Feld LLP

(57) **CLAIM**

The ornamental design for a bottle, as shown and described.

DESCRIPTION

FIG. 1 is a front elevational view of the bottle in accordance with my new design, a rear elevational view being a mirror image thereof;

FIG. 2 is a right-side elevational view thereof, a left-side elevational view being a mirror image thereof;

FIG. 3 is a top plan view thereof;

FIG. 4 is a front elevational view of a bottle in accordance with a second embodiment of my new design, a rear elevational view being a mirror image thereof;

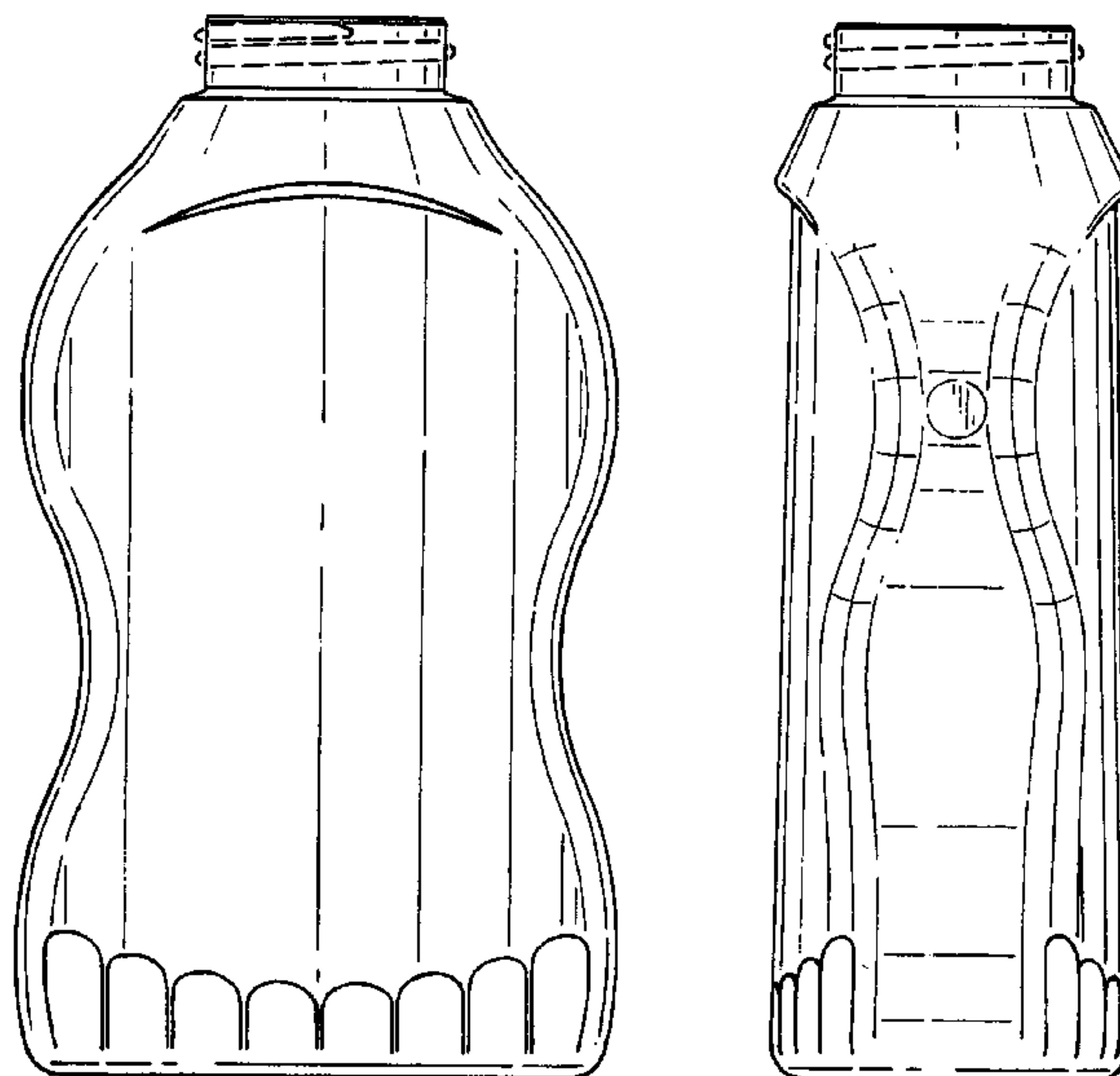
FIG. 5 is a right-side elevational view of the second embodiment, a left-side elevational view being a mirror image thereof; and,

FIG. 6 is a top plan view of the second embodiment.

The broken lines in the figures are for illustrative purposes only and form no part of the claimed design.

The bottom plan views of the first and second embodiment of the bottle are not shown in the drawings or described in the specification and, therefore, form no part of the claimed design.

1 Claim, 2 Drawing Sheets



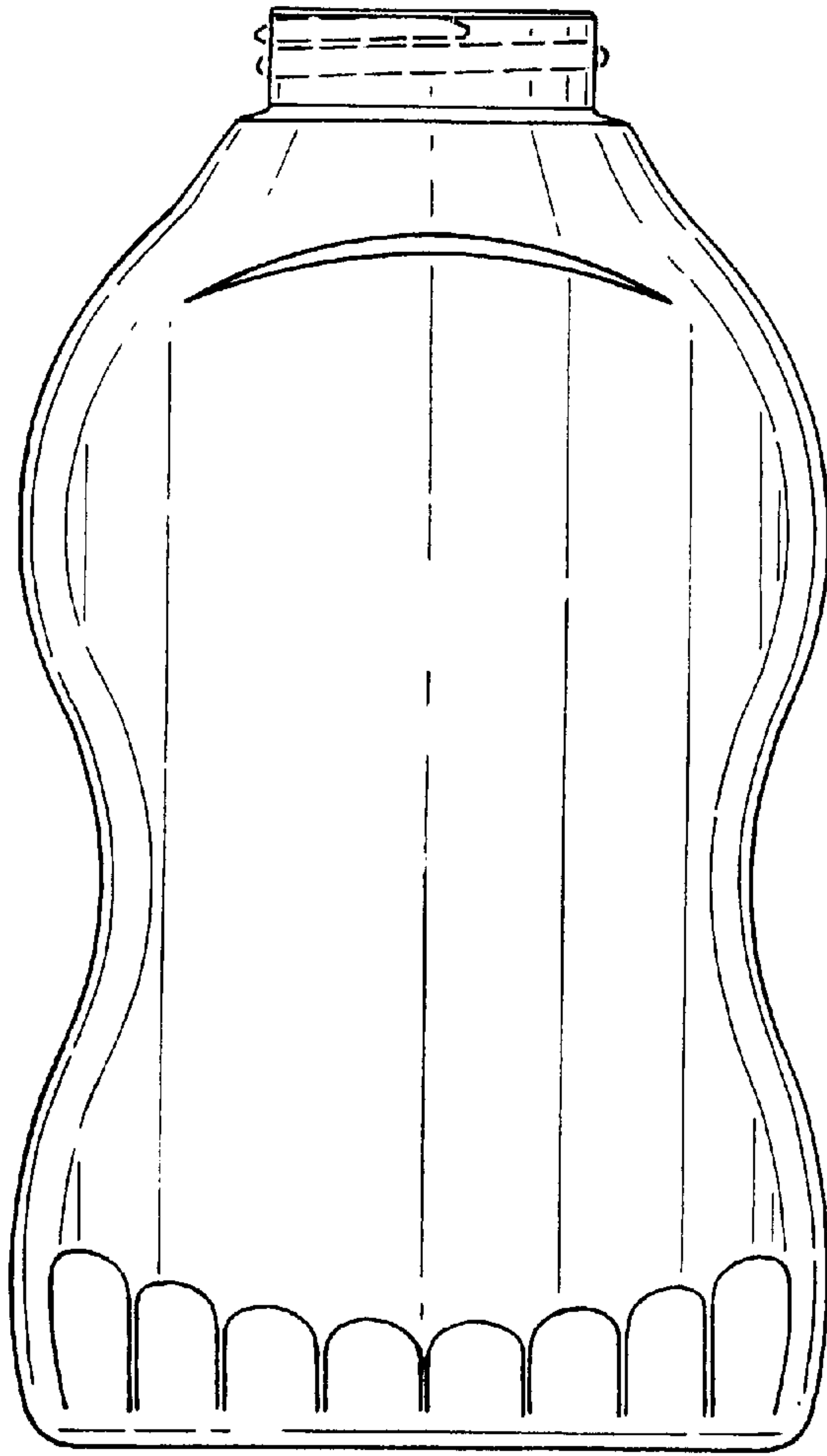


Fig. 1.

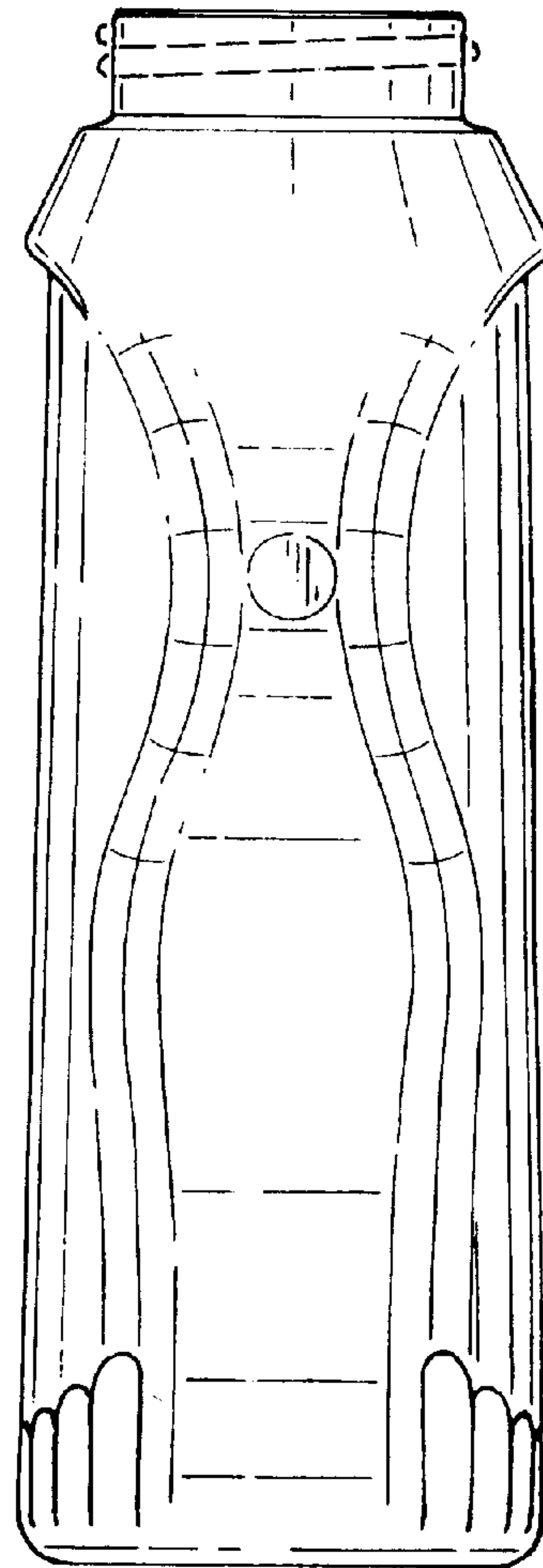


Fig. 2.

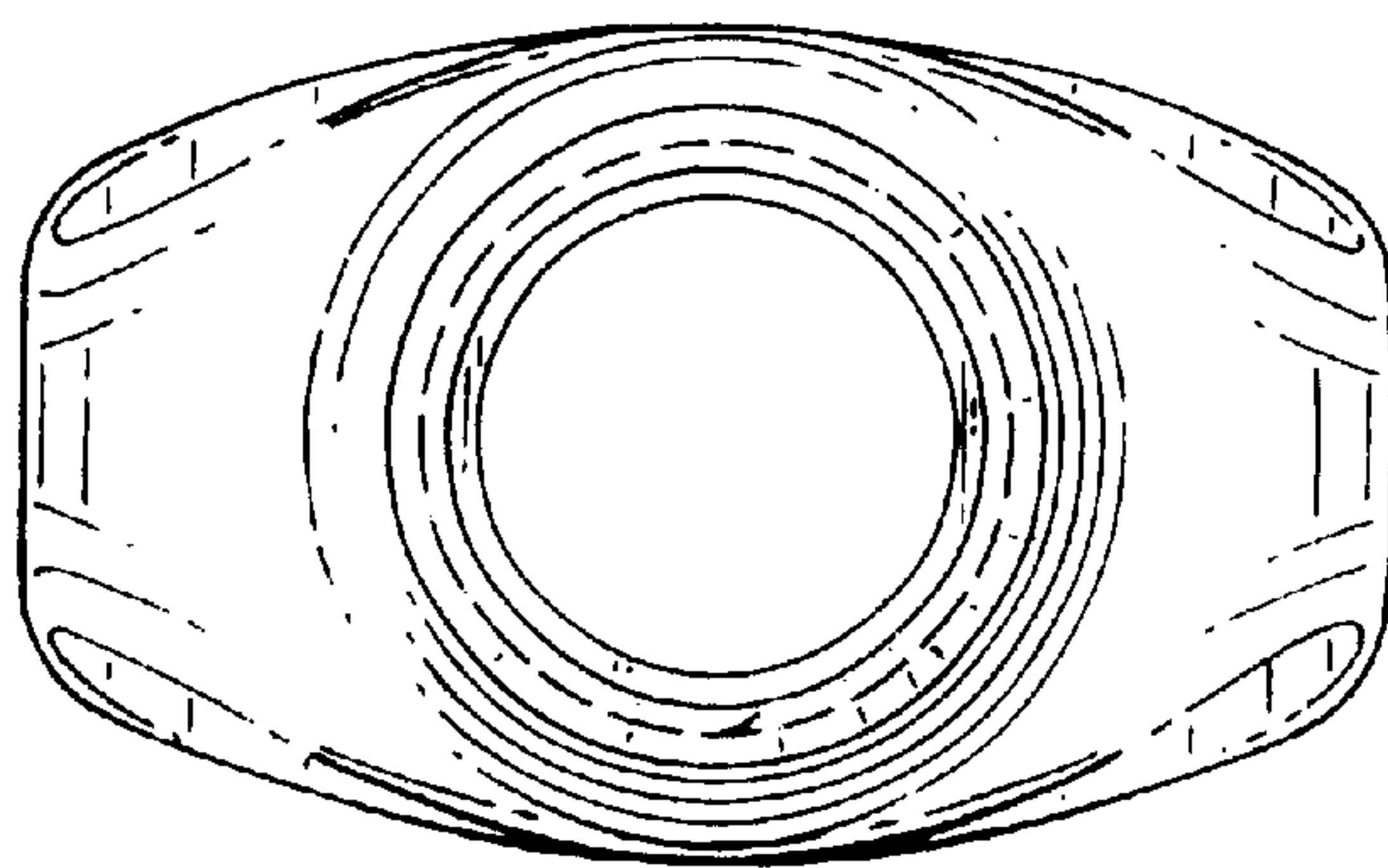


Fig. 3.

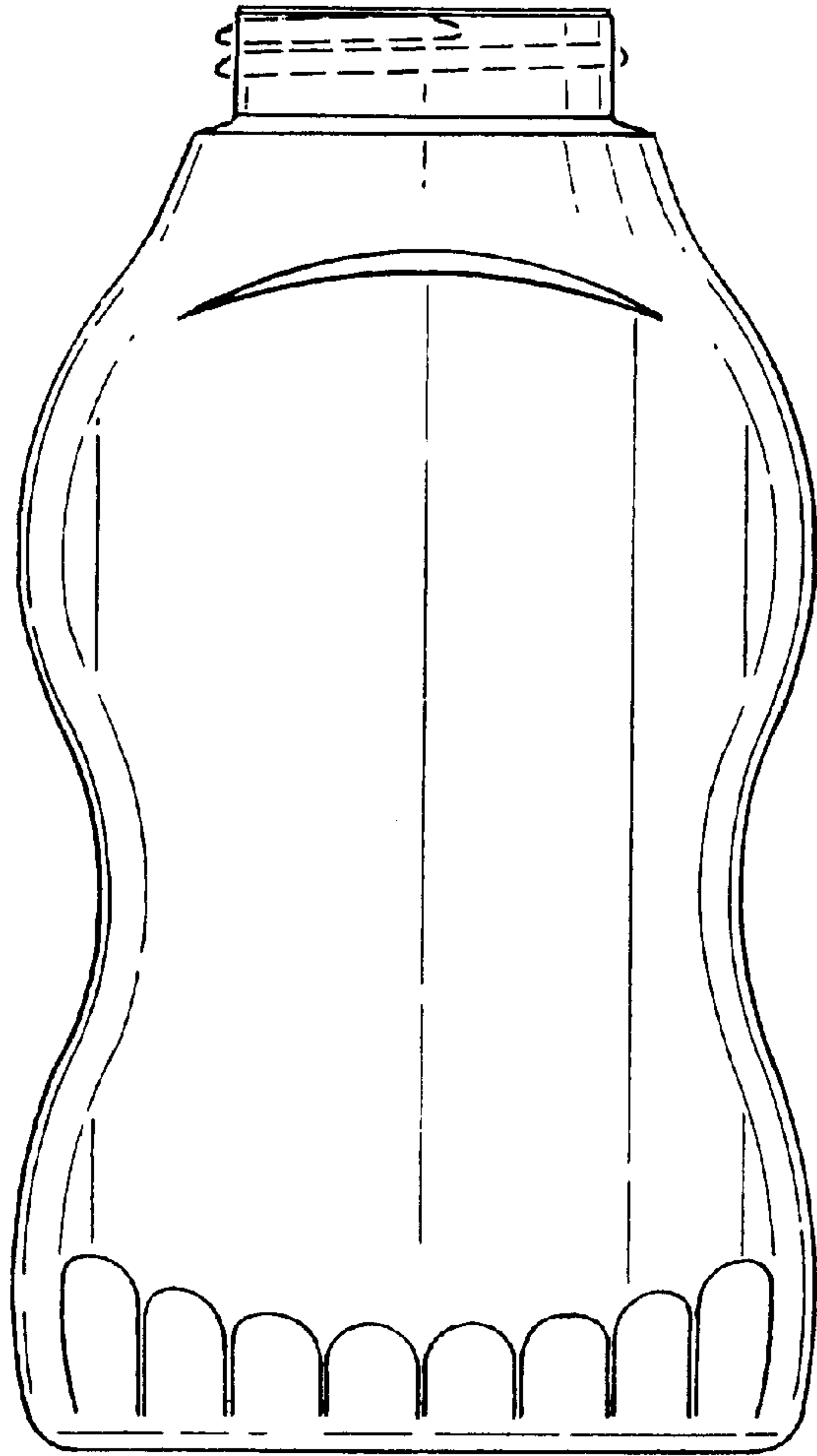


Fig.4.

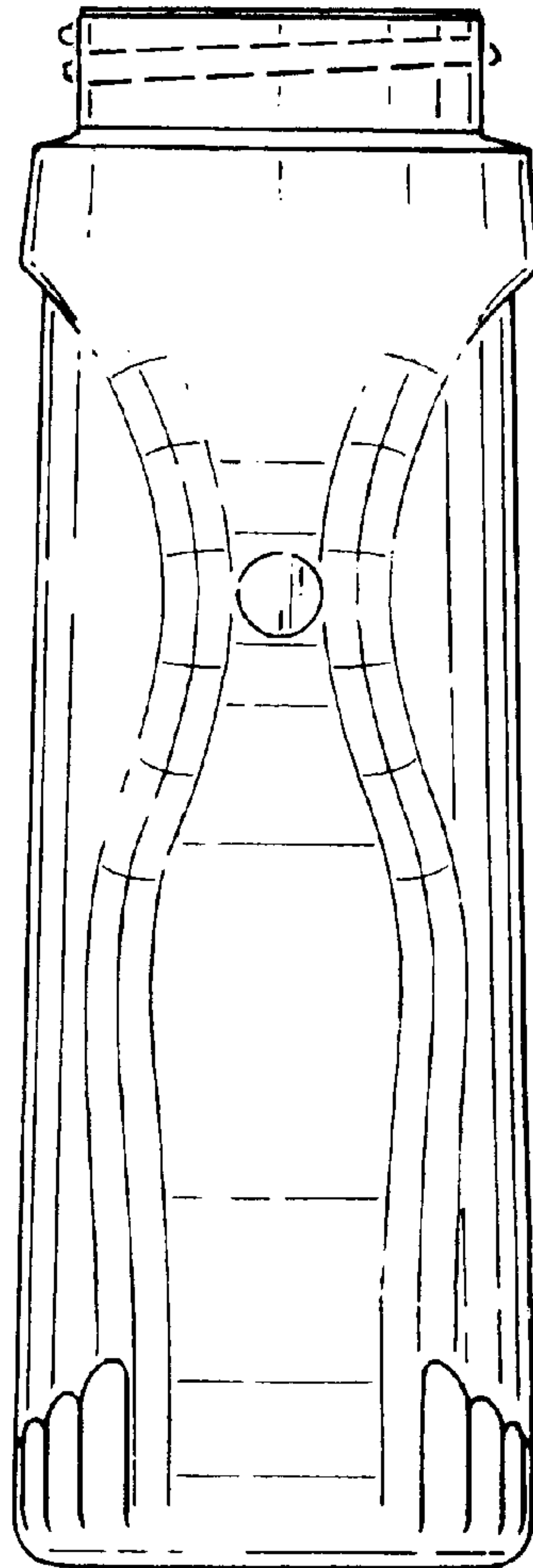


Fig.5.

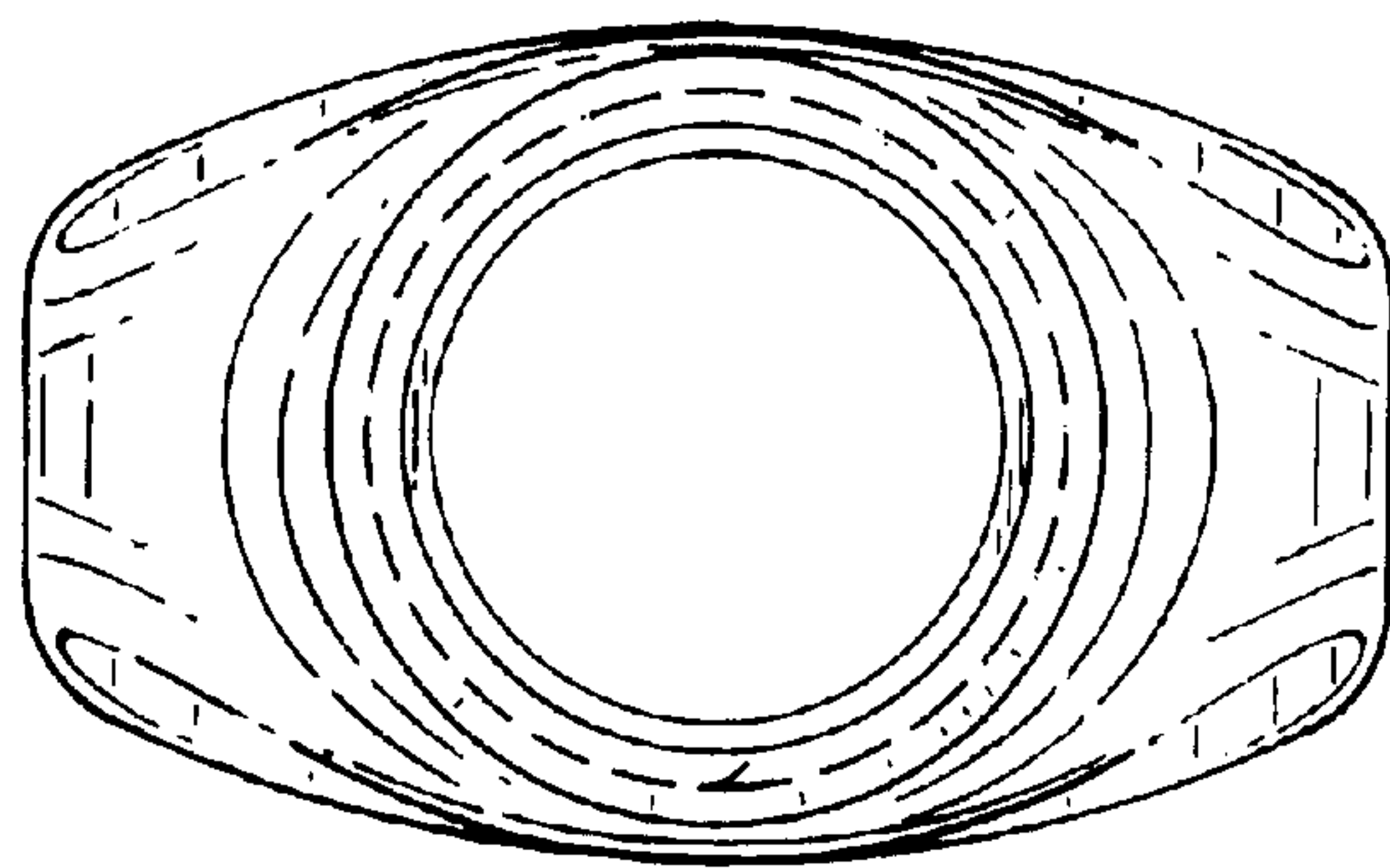


Fig.6.