

US00D503610S

(12) **United States Design Patent**
Carlton

(10) **Patent No.:** **US D503,610 S**

(45) **Date of Patent:** **** Apr. 5, 2005**

(54) **HAND HELD FUEL CONTAINER**

(76) **Inventor:** **Douglas C. Carlton**, 1115
Heatherwoode, Flint, MI (US) 48532

(**) **Term:** **14 Years**

(21) **Appl. No.:** **29/170,282**

(22) **Filed:** **Nov. 4, 2002**

(51) **LOC (7) Cl.** **09-01**

(52) **U.S. Cl.** **D9/301**

(58) **Field of Search** D9/300, 301, 525,
D9/522, 523, 524, 527, 529, 528, 530,
447; 222/143, 481, 468, 475, 465.1, 530,
529, 372, 383, 385, 632, 635; D7/510,
511; D28/91.1

(56) **References Cited**

U.S. PATENT DOCUMENTS

416,939 A * 12/1889 Moore 222/468
4,236,655 A * 12/1980 Humphries 222/465.1
D267,630 S * 1/1983 MacFarlane D9/524
4,492,324 A * 1/1985 Weber 222/529

D296,986 S * 8/1988 MacFarlane D9/524
D301,836 S * 6/1989 van Lit D9/525
D348,802 S * 7/1994 Miller, III D7/510
D356,248 S * 3/1995 Wilkinson D9/300

* cited by examiner

Primary Examiner—Paula A. Mortimer

(74) *Attorney, Agent, or Firm*—Arnold S. Weintraub, Esq.

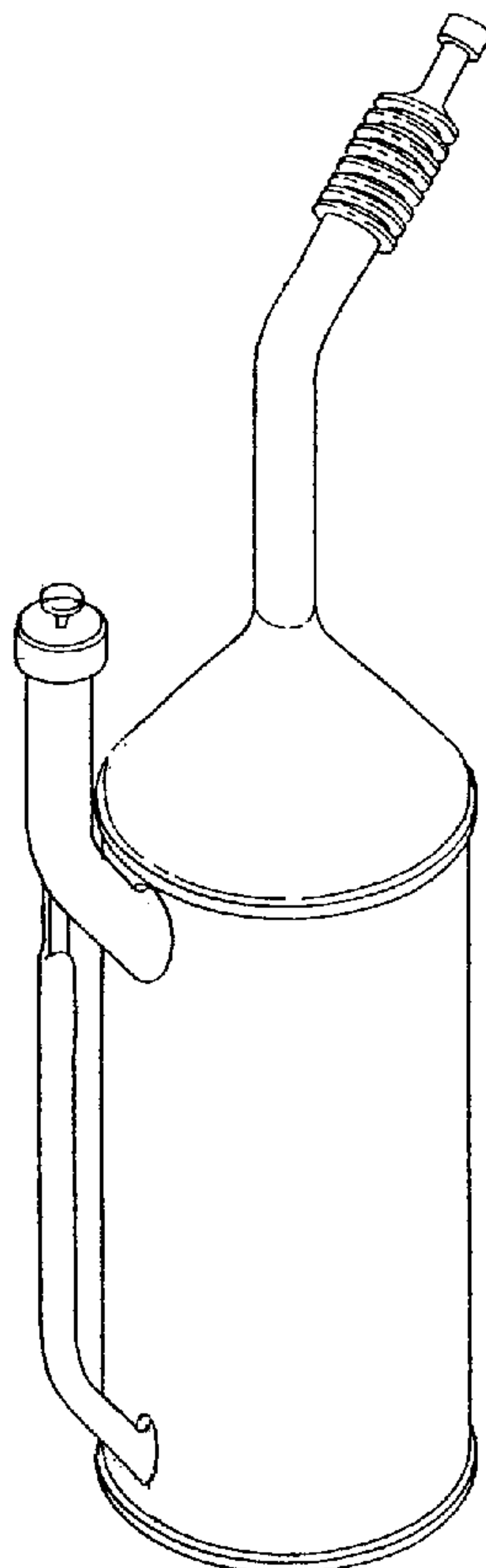
(57) **CLAIM**

The ornamental design for a hand held fuel container, as shown.

DESCRIPTION

FIG. 1 is a perspective view of a hand held fuel container showing my new design;
FIG. 2 is a front view thereof;
FIG. 3 is a side view thereof, as seen 90° from that of FIG. 2;
FIG. 4 is a rear view thereof as seen 90° from of that of FIG. 3;
FIG. 5 is a top view thereof; and,
FIG. 6 is a bottom thereof.

1 Claim, 3 Drawing Sheets



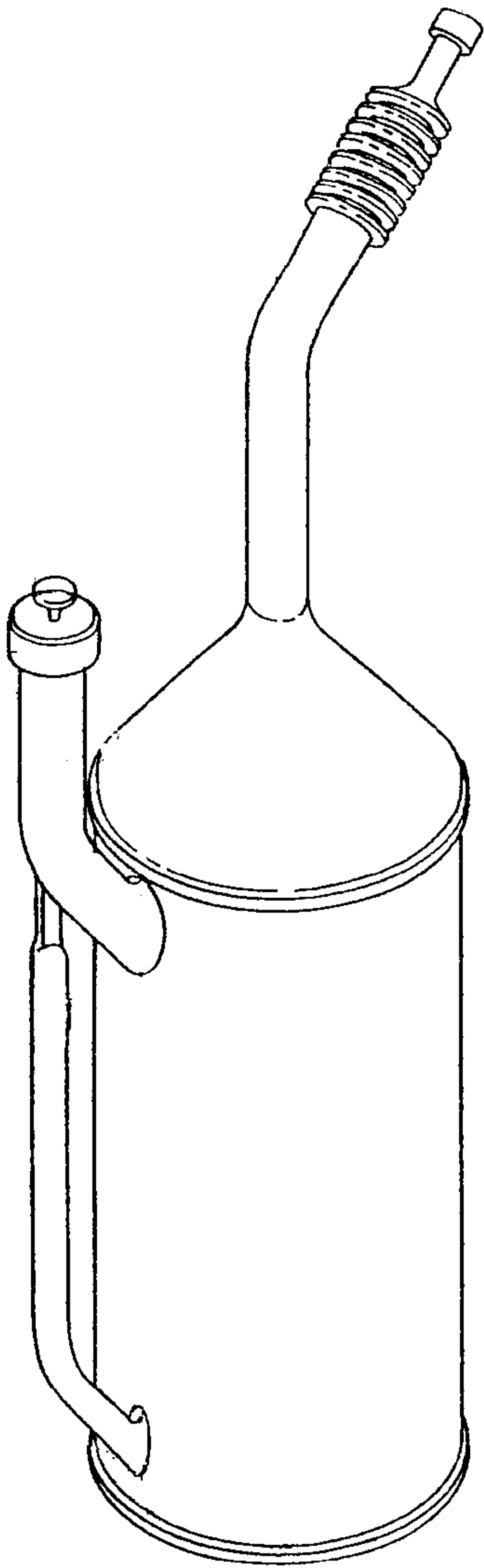


FIG. 1

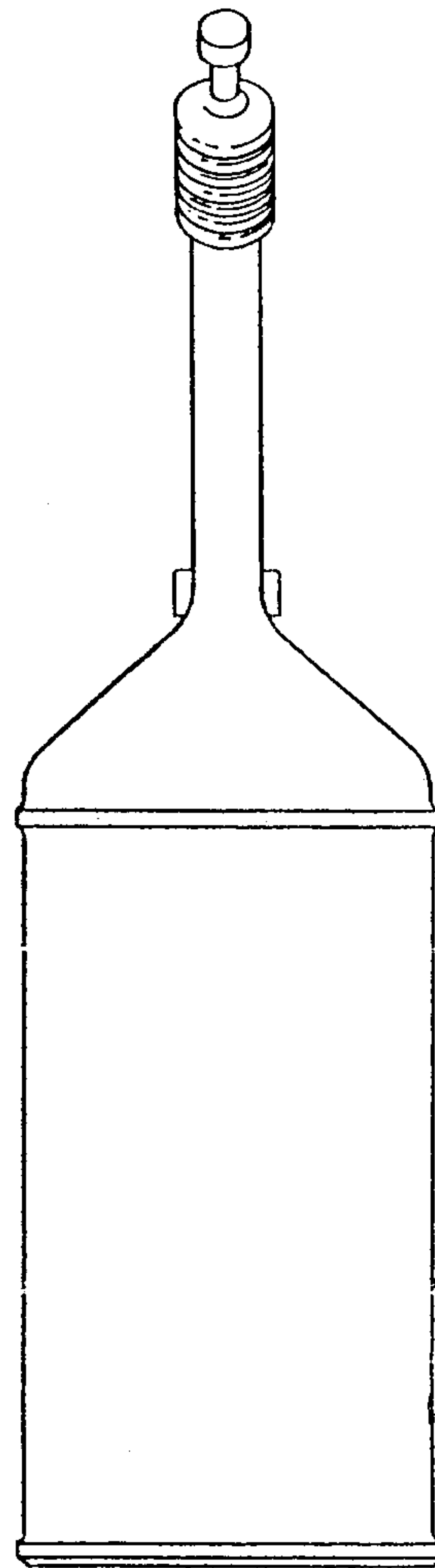


FIG. 2




FIG. 3

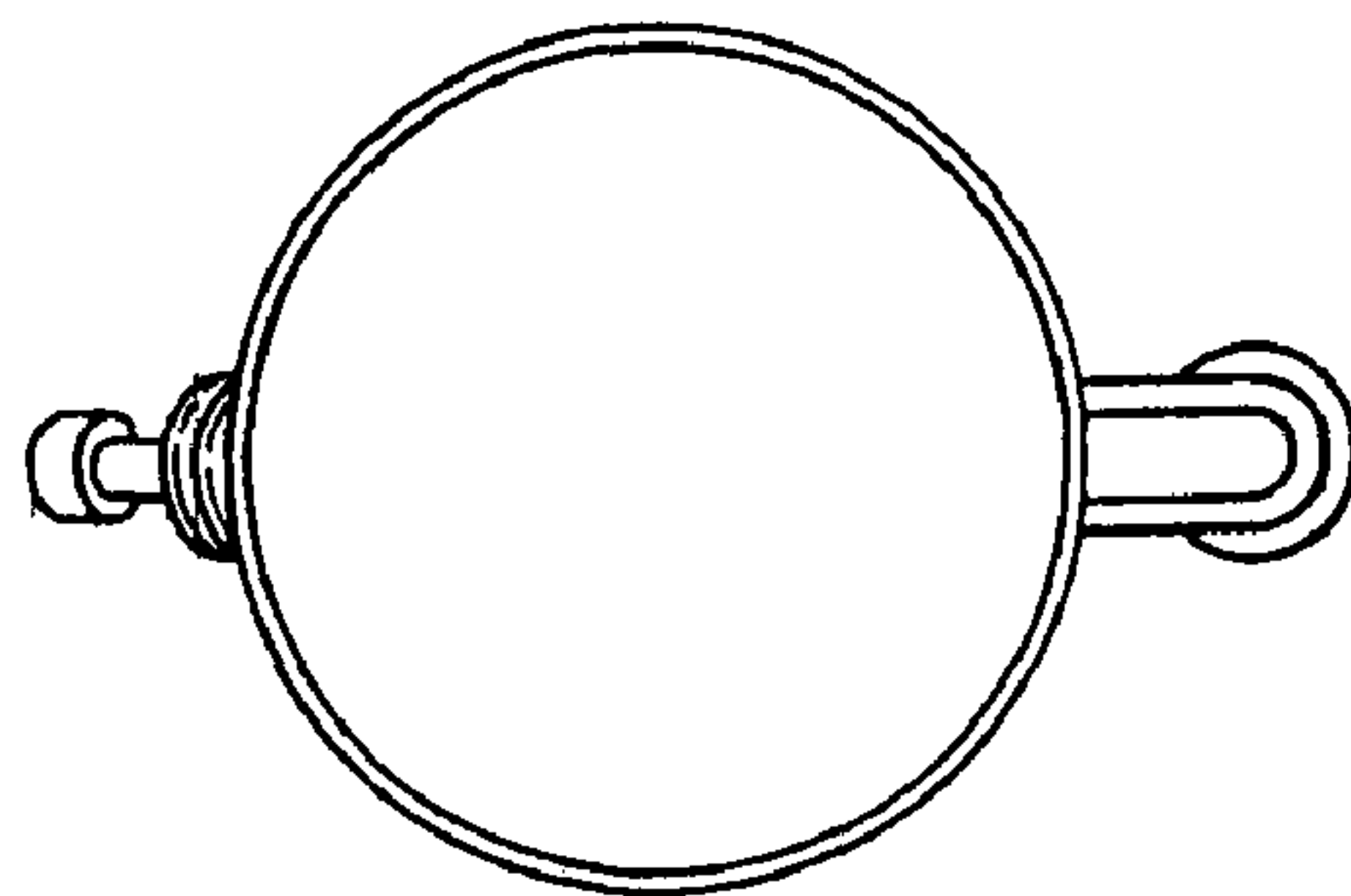


FIG. 6

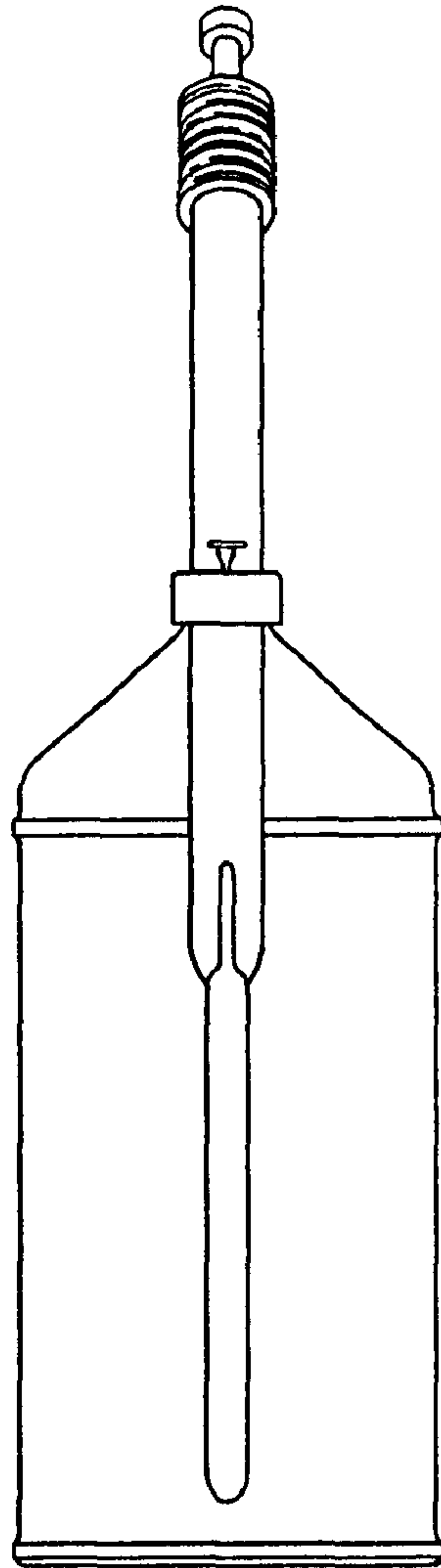


FIG. 4

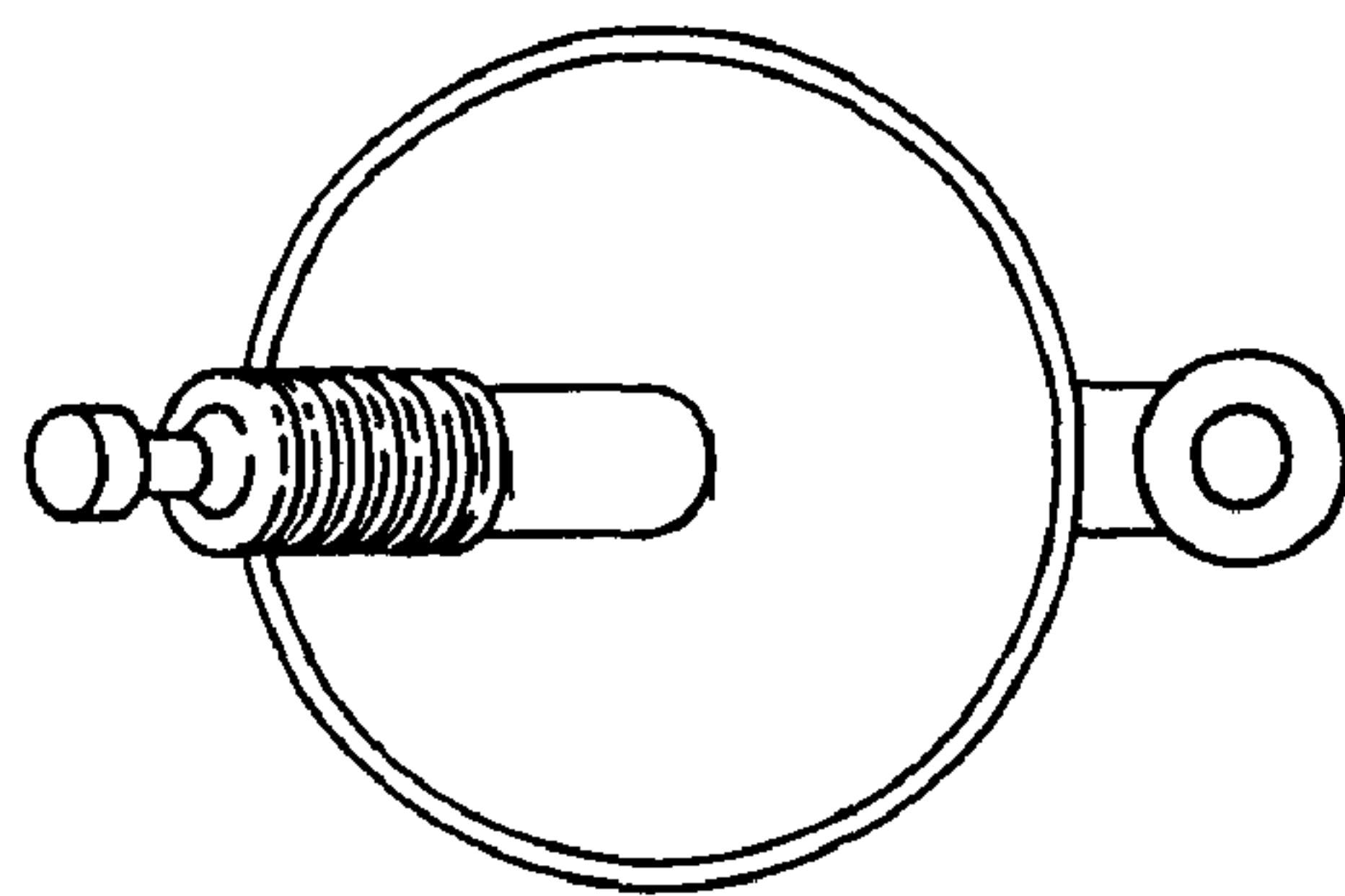


FIG. 5