

US00D503608S

(12) **United States Design Patent**
Fields

(10) **Patent No.: US D503,608 S**

(45) **Date of Patent: ** Apr. 5, 2005**

(54) **WALL PLATE**

4,312,458 A * 1/1982 Stewart 220/241
4,921,446 A * 5/1990 DePatie et al. 439/536

(75) **Inventor: Betsy Ellen Fields, Silverton, CO (US)**

* cited by examiner

(73) **Assignee: Liberty Hardware Mfg. Corp.,
Winston-Salem, NC (US)**

Primary Examiner—Stella Reid

Assistant Examiner—Mark A. Goodwin

(**) **Term: 14 Years**

(74) *Attorney, Agent, or Firm*—Edgar A. Zarins; Lloyd D. Doigan

(21) **Appl. No.: 29/194,339**

(57) **CLAIM**

(22) **Filed: Nov. 21, 2003**

The ornamental design for a wall plate, as shown and described.

(51) **LOC (7) Cl. 11-05**

(52) **U.S. Cl. D8/353**

(58) **Field of Search D8/350-353; 174/66**

DESCRIPTION

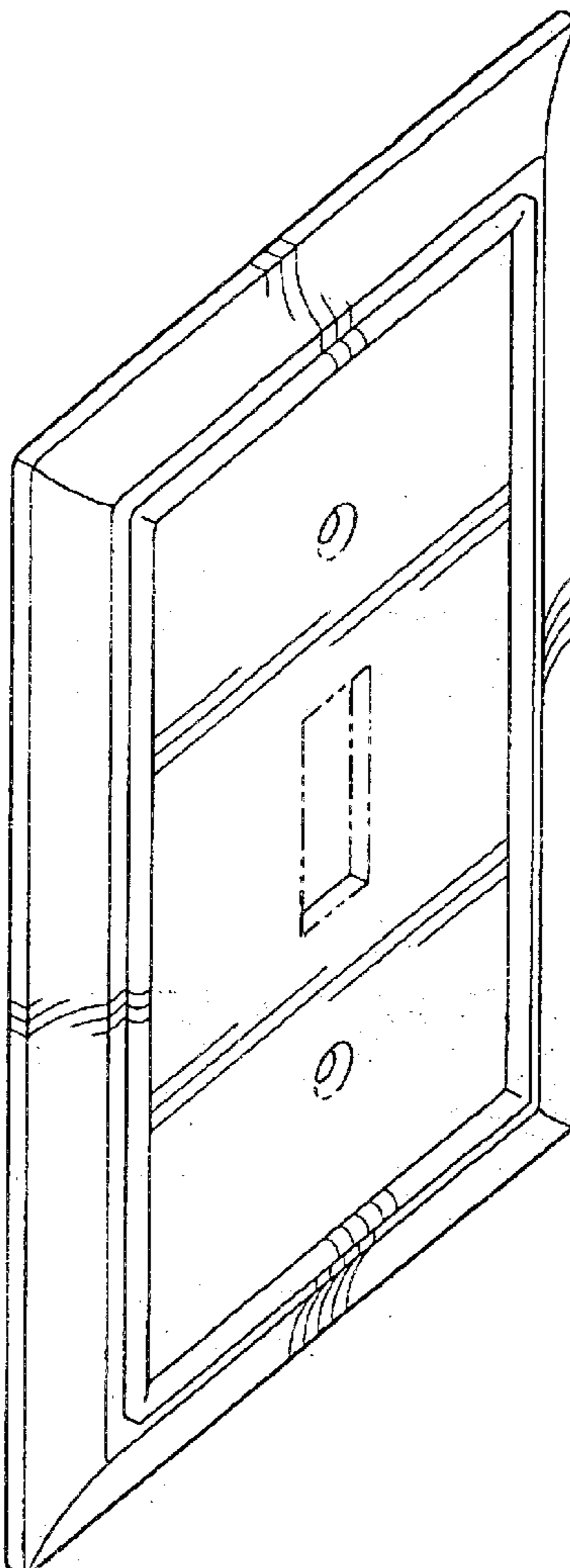
(56) **References Cited**

FIG. 1 is a perspective view of a wall plate showing my new design;
FIG. 2 is a front elevational view thereof;
FIG. 3 is a right side view thereof, the opposite side being a mirror image of the side shown; and,
FIG. 4 is a top end view thereof, the opposite end being a mirror image of the end shown.

U.S. PATENT DOCUMENTS

- 1,697,348 A * 1/1929 Cunningham 220/242
- 1,930,610 A * 10/1933 Despard 40/642.02
- 2,022,364 A * 11/1935 Walsh et al. 220/241
- 2,515,820 A * 7/1950 Clark 40/542
- 3,028,467 A * 4/1962 Hubbell 200/302.3
- 3,953,933 A * 5/1976 Goldstein 40/642.02

1 Claim, 2 Drawing Sheets



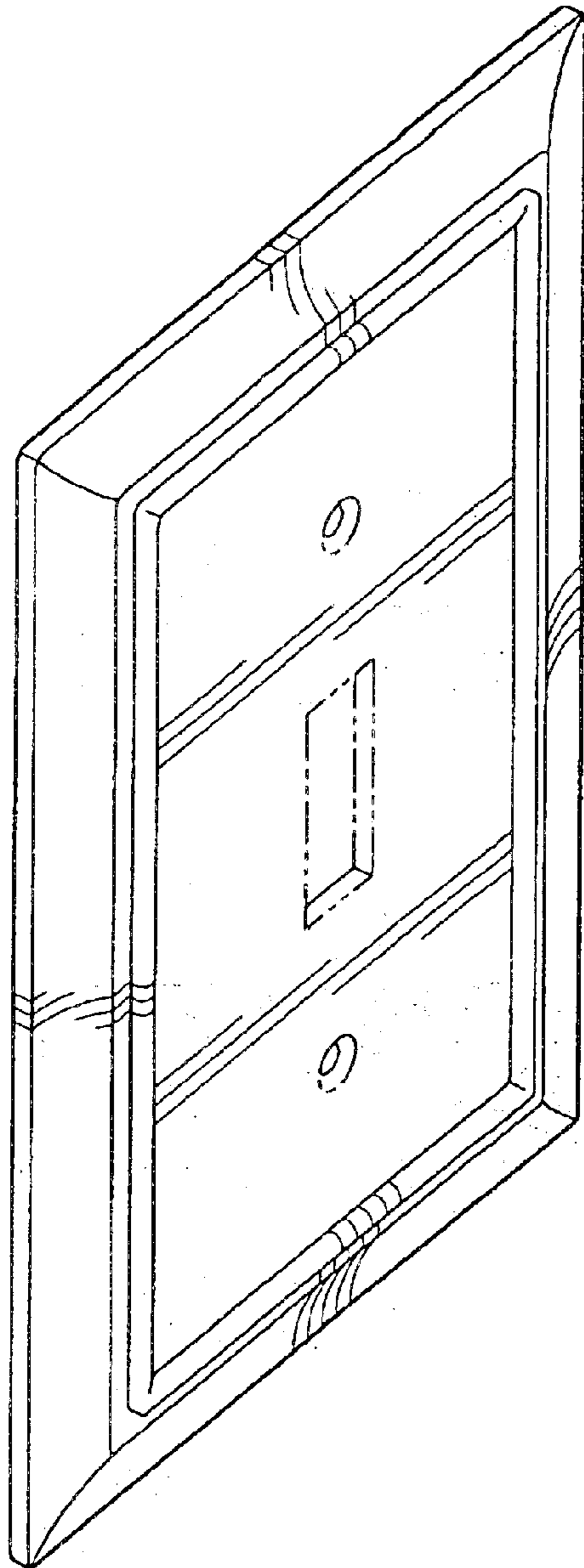


Fig-1

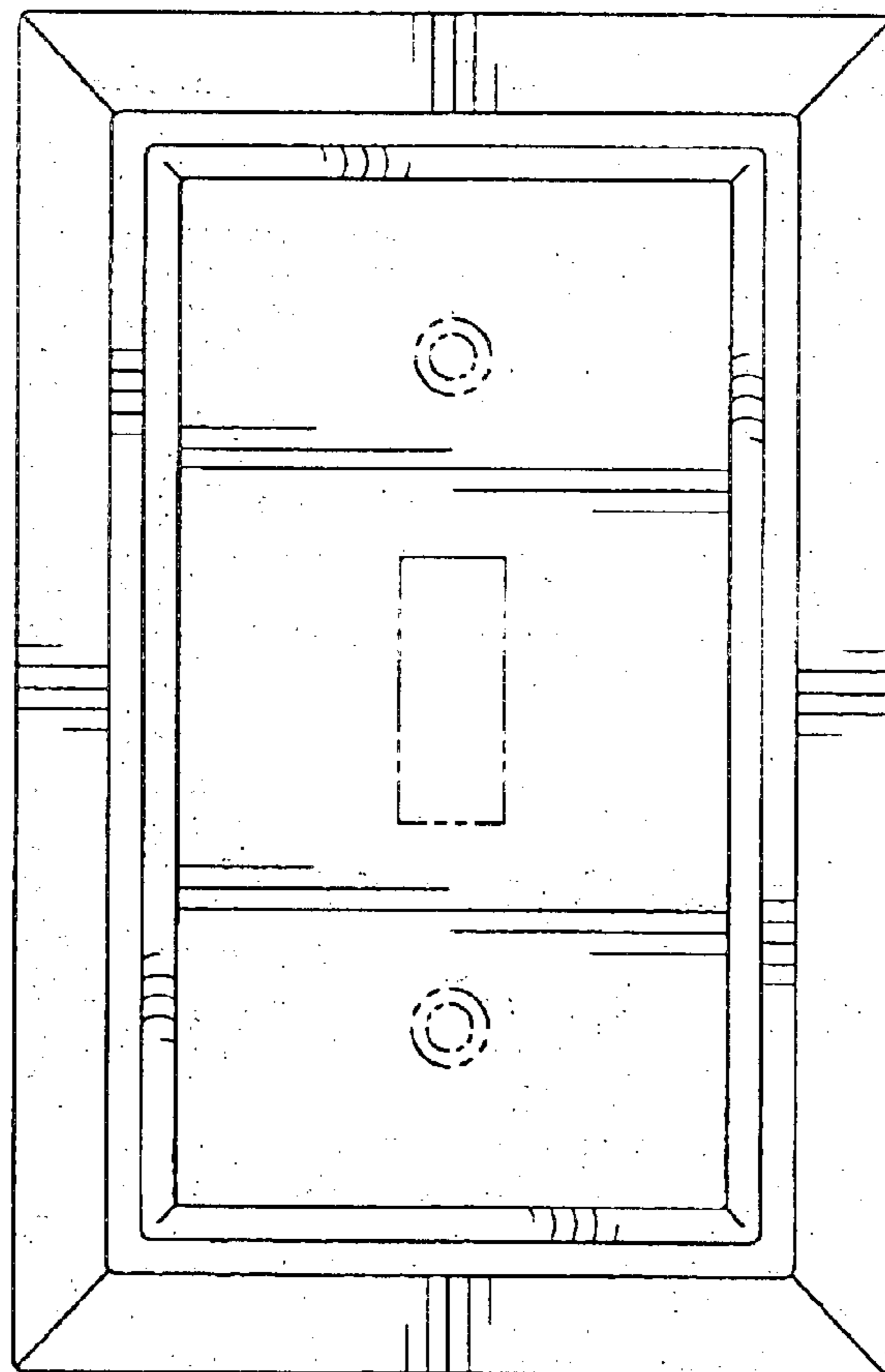


Fig-2



Fig-3




Fig-4