

US00D503602S

(12) **United States Design Patent**  
**Hede**

(10) **Patent No.:** **US D503,602 S**

(45) **Date of Patent:** **\*\* Apr. 5, 2005**

(54) **ABRASIVE DISC BASE**

(75) **Inventor:** **Hans Hede, Vörå (FI)**

(73) **Assignee:** **KWH Mirka LTD, Jepua (FI)**

(\*\*) **Term:** **14 Years**

(21) **Appl. No.:** **29/177,221**

(22) **Filed:** **Mar. 5, 2003**

(30) **Foreign Application Priority Data**

Sep. 13, 2002 (FI) ..... M20020555

(51) **LOC (7) Cl.** ..... **08-05**

(52) **U.S. Cl.** ..... **D8/70**

(58) **Field of Search** ..... D8/70, 20, 61,  
D8/62, 63; D15/126, 138, 139; 30/307,  
347, 355, 388, 389, 390; 51/296; 83/663,  
676, 835; 125/15, 18; 451/259, 359, 420,  
490, 510, 540, 541, 542, 548, 550

(56) **References Cited**

**U.S. PATENT DOCUMENTS**

1,964,538	A	*	6/1934	Shue	.....	451/548
2,358,861	A	*	9/1944	Koether	.....	451/548
2,451,295	A	*	10/1948	Metzger et al.	.....	D15/138
3,081,584	A	*	3/1963	Bullard	.....	451/548
3,464,166	A	*	9/1969	Bouvier	.....	451/548
3,913,279	A	*	10/1975	Broido	.....	451/548
3,916,580	A	*	11/1975	Hellletsberger et al.	.....	451/548
4,287,685	A	*	9/1981	Marton	.....	451/359
D284,969	S	*	8/1986	Olovsson	.....	D15/126
D285,694	S	*	9/1986	Olovsson	.....	D15/126
D285,930	S	*	9/1986	Olovsson	.....	D15/126

D319,565	S	*	9/1991	Krogsgaard	.....	D8/70
5,247,765	A	*	9/1993	Quintana	.....	451/548
D356,017	S	*	3/1995	Izumisawa	.....	D8/62
5,586,930	A	*	12/1996	Hayashi et al.	.....	451/548
5,853,317	A	*	12/1998	Yamamoto	.....	451/550
5,885,149	A	*	3/1999	Gillet et al.	.....	125/15
6,206,771	B1	*	3/2001	Lehman	.....	451/359
6,361,424	B1	*	3/2002	Manor et al.	.....	451/490
D465,983	S	*	11/2002	Yoshida et al.	.....	D8/70
D467,485	S	*	12/2002	Daniels et al.	.....	D8/70
6,588,310	B2	*	7/2003	Lee et al.	.....	83/676
6,641,627	B2	*	11/2003	Keipert et al.	.....	51/296
6,645,263	B2	*	11/2003	Keipert et al.	.....	51/296
D486,839	S	*	2/2004	Sunagawa et al.	.....	D8/70

\* cited by examiner

*Primary Examiner*—Joel A. Sincavage

*Assistant Examiner*—T. Chase Nelson

(74) *Attorney, Agent, or Firm*—Ladas & Parry LLP

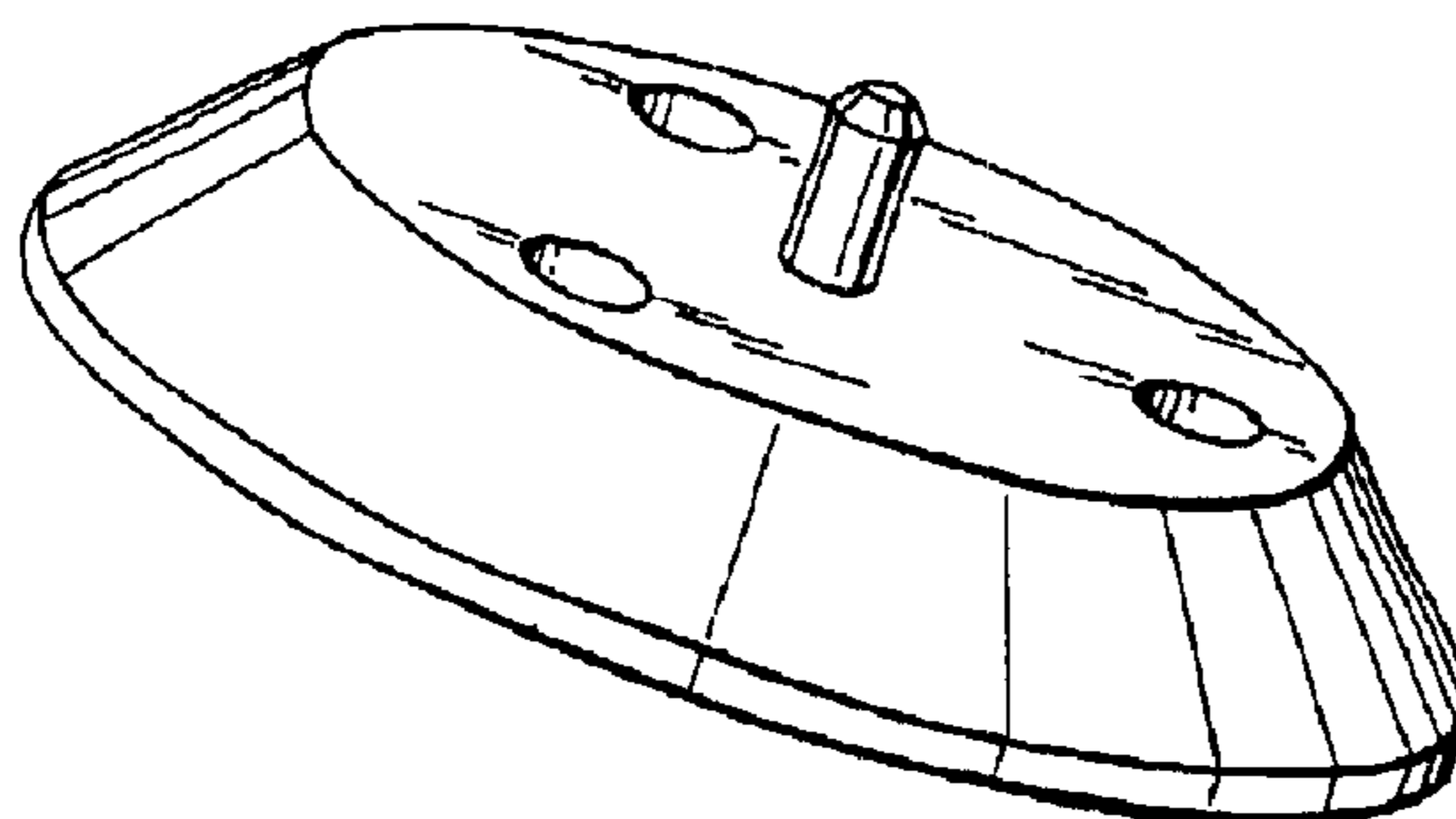
(57) **CLAIM**

The ornamental design for an abrasive disc base, as shown and described.

**DESCRIPTION**

FIG. 1 is a perspective top view of an abrasive disc base showing my new design;  
FIG. 2 is a top view thereof;  
FIG. 3 is a bottom view thereof;  
FIG. 4 is a front view thereof, the rear being a mirror image; and,  
FIG. 5 is a side view thereof, the other side being a mirror image.

**1 Claim, 1 Drawing Sheet**



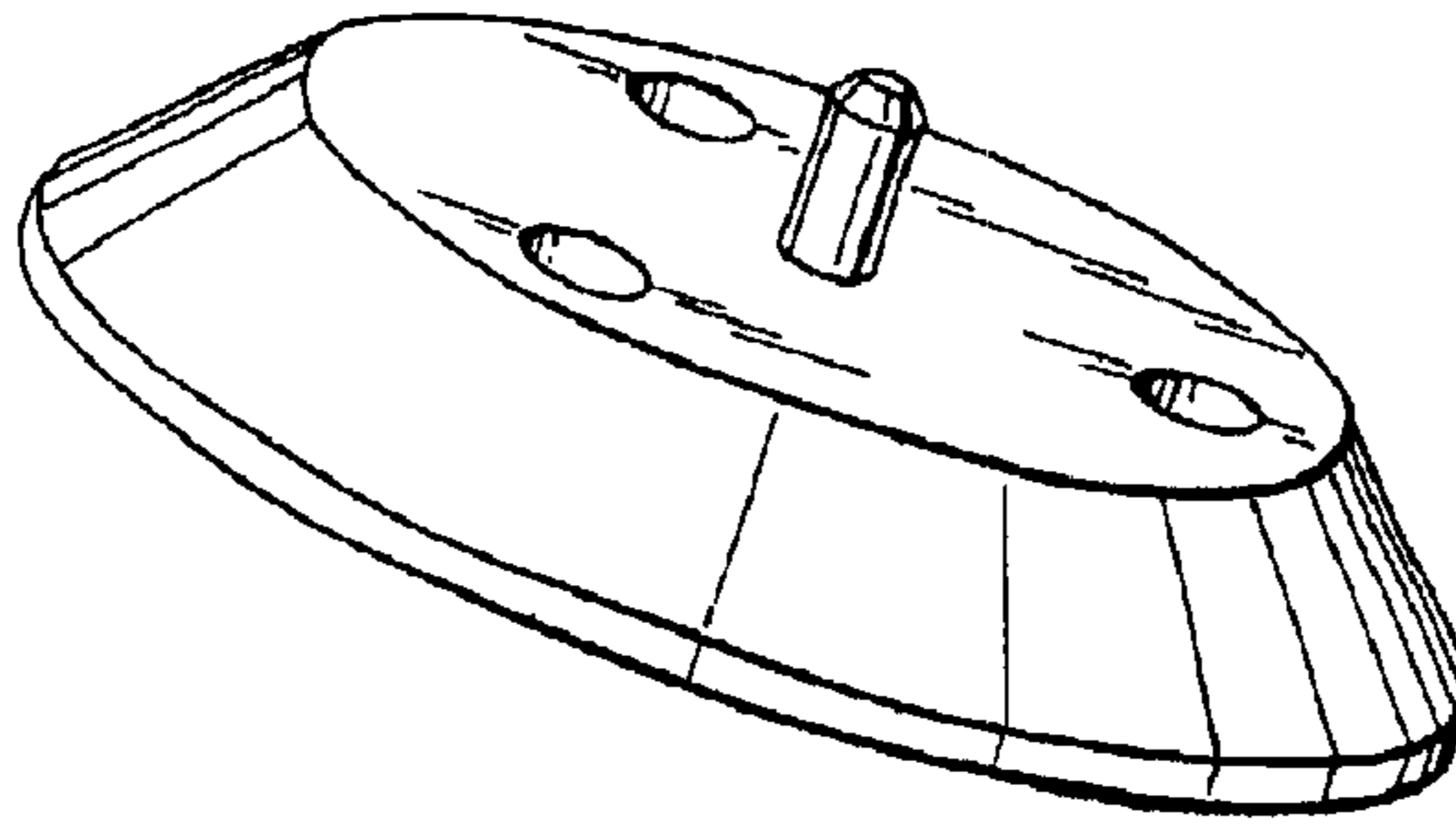


FIG. 1

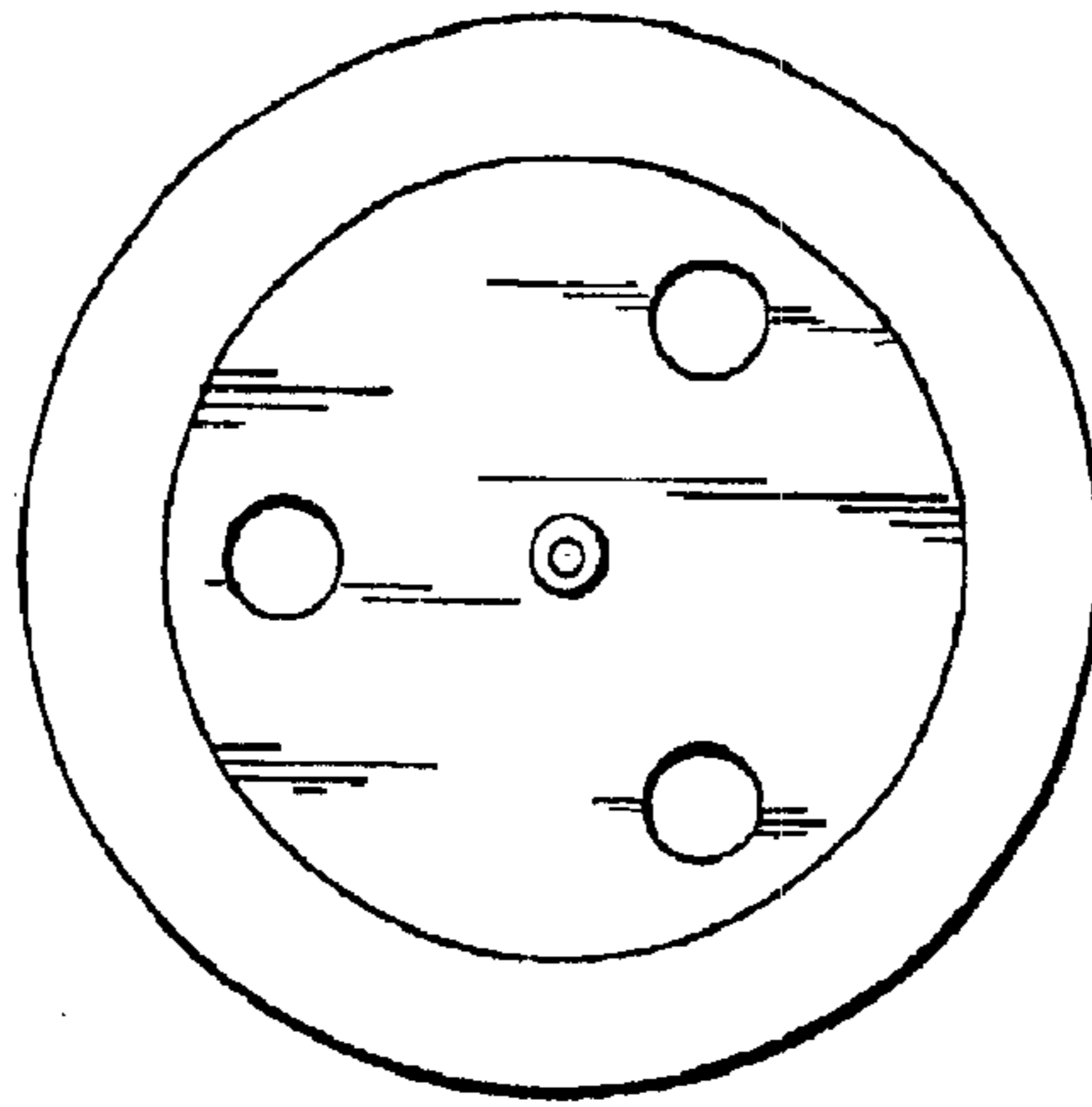


FIG. 2

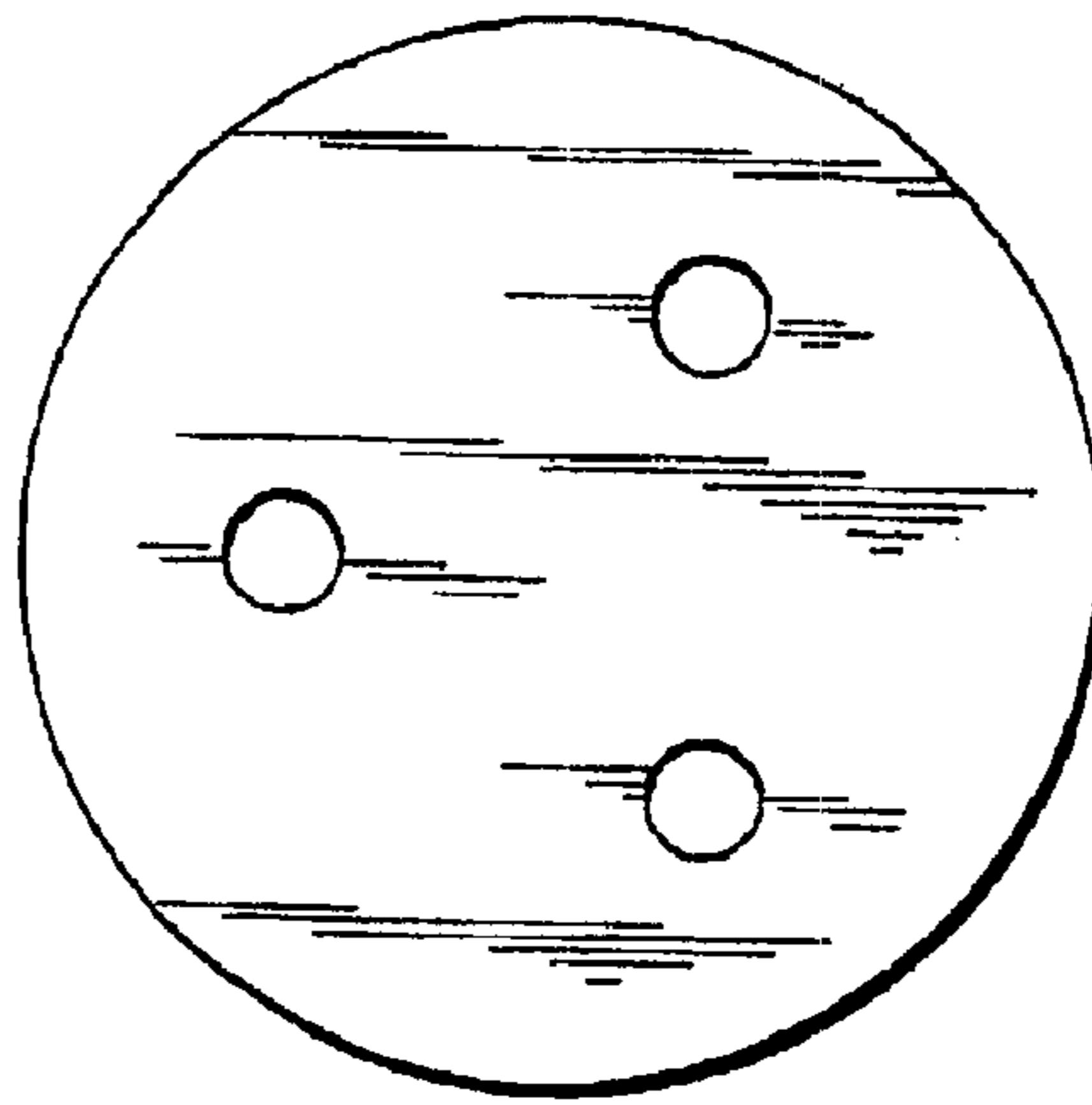


FIG. 3

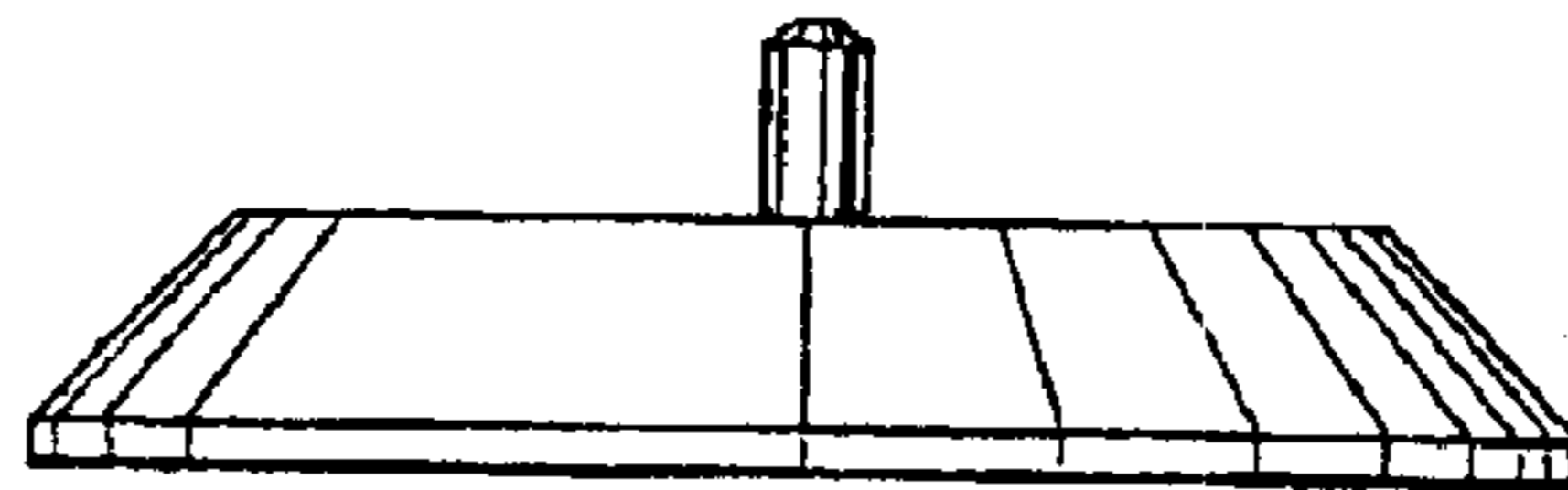


FIG. 4

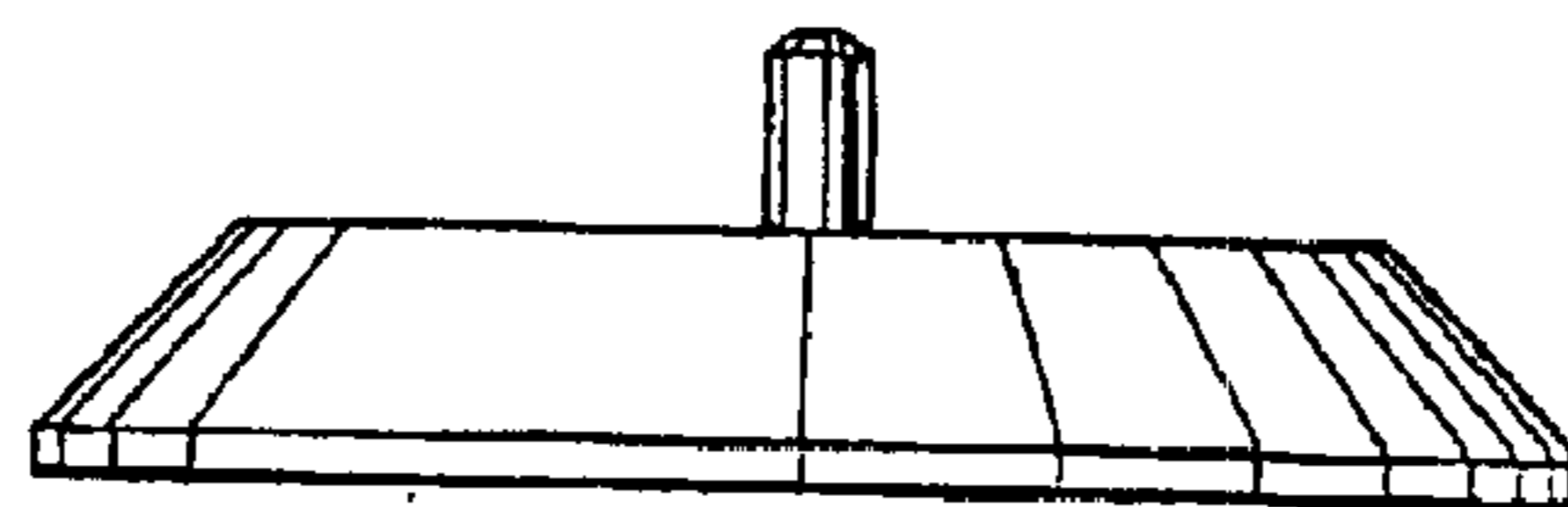


FIG. 5