

US00D503594S

(12) **United States Design Patent**
Weiser et al.

(10) **Patent No.: US D503,594 S**
(45) **Date of Patent: ** Apr. 5, 2005**

(54) **GARDEN STAKE**

(75) Inventors: **Margaret Weiser**, Tarzana, CA (US);
Shari Weiser, Woodland Hills, CA (US)

(73) Assignee: **Exhart Environmental Systems, Inc.**,
Chatsworth, CA (US)

(**) Term: **14 Years**

(21) Appl. No.: **29/201,438**

(22) Filed: **Mar. 15, 2004**

Related U.S. Application Data

(62) Division of application No. 29/187,944, filed on Aug. 8, 2003, now Pat. No. Des. 492,168.

(51) **LOC (7) Cl.** **08-01**

(52) **U.S. Cl.** **D8/1; D11/158**

(58) **Field of Search** D11/117, 127,
D11/131, 142, 143, 149, 157, 158, 162,
164; D21/400, 415, 576-661; D20/30; D8/1,
388, 391; D6/404, 417; D10/109; 428/12,
15, 16, 542.2, 542.4, 542.6; 446/35, 238,
268-385, 390, 391, 486, 487, 490; 40/411-413;
43/2, 3; 47/44, 46, 47; 116/22 A; 248/27.8,
156, 908, 915

(56) **References Cited**

U.S. PATENT DOCUMENTS

- 596,385 A * 12/1897 Simon 446/368
- 1,066,045 A * 7/1913 Pass 116/22 A
- 1,518,212 A * 12/1924 Mayne 446/361
- 1,601,983 A * 10/1926 Savage 446/362
- 1,916,305 A * 7/1933 Esselen 47/47
- 2,082,272 A * 6/1937 Zinnow 482/90

- 2,637,928 A * 5/1953 Tufts 40/413
- 3,039,219 A * 6/1962 Umstead 428/16
- D201,490 S * 6/1965 Williams et al. D6/453
- D317,338 S * 6/1991 Peyton D21/606
- D359,816 S * 6/1995 Colarusso D26/98
- 5,613,317 A * 3/1997 Ninegar 43/3
- D402,231 S * 12/1998 Mumford D11/162

* cited by examiner

Primary Examiner—Catherine Tuttle

(74) *Attorney, Agent, or Firm*—Cislo & Thomas LLP

(57) **CLAIM**

The ornamental design for a garden stake, as shown and described herein.

DESCRIPTION

FIG. 1. Is a right side elevational view with left side elevational view being a mirror image of our garden stake with the dotted line showing being for illustrative purposes only and for which no claim is made;

FIG. 2. Is a front elevational view thereof with the dotted line showing being for illustrative purposes only and for which no claim is made;

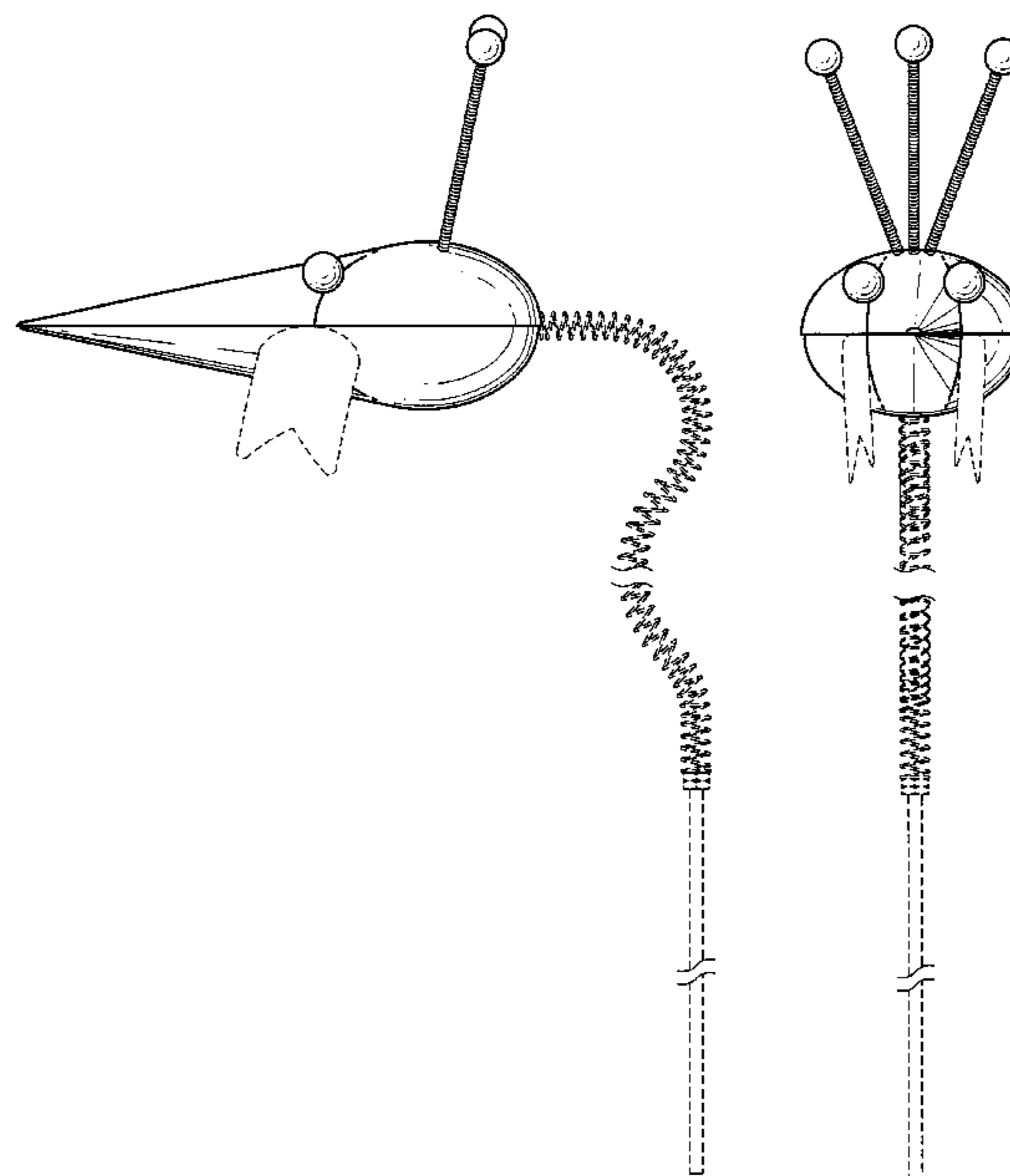
FIG. 3. Is a rear elevational view thereof with the dotted line showing being for illustrative purposes only and for which no claim is made;

FIG. 4. Is a top plan view thereof with the dotted line showing being for illustrative purposes only and for which no claim is made; and,

FIG. 5. Is a bottom plan view thereof with the dotted line showing being for illustrative purposes only and for which no claim is made.

The portions shown in broken lines are for illustrative purposes only and form no part of the claimed design.

1 Claim, 3 Drawing Sheets



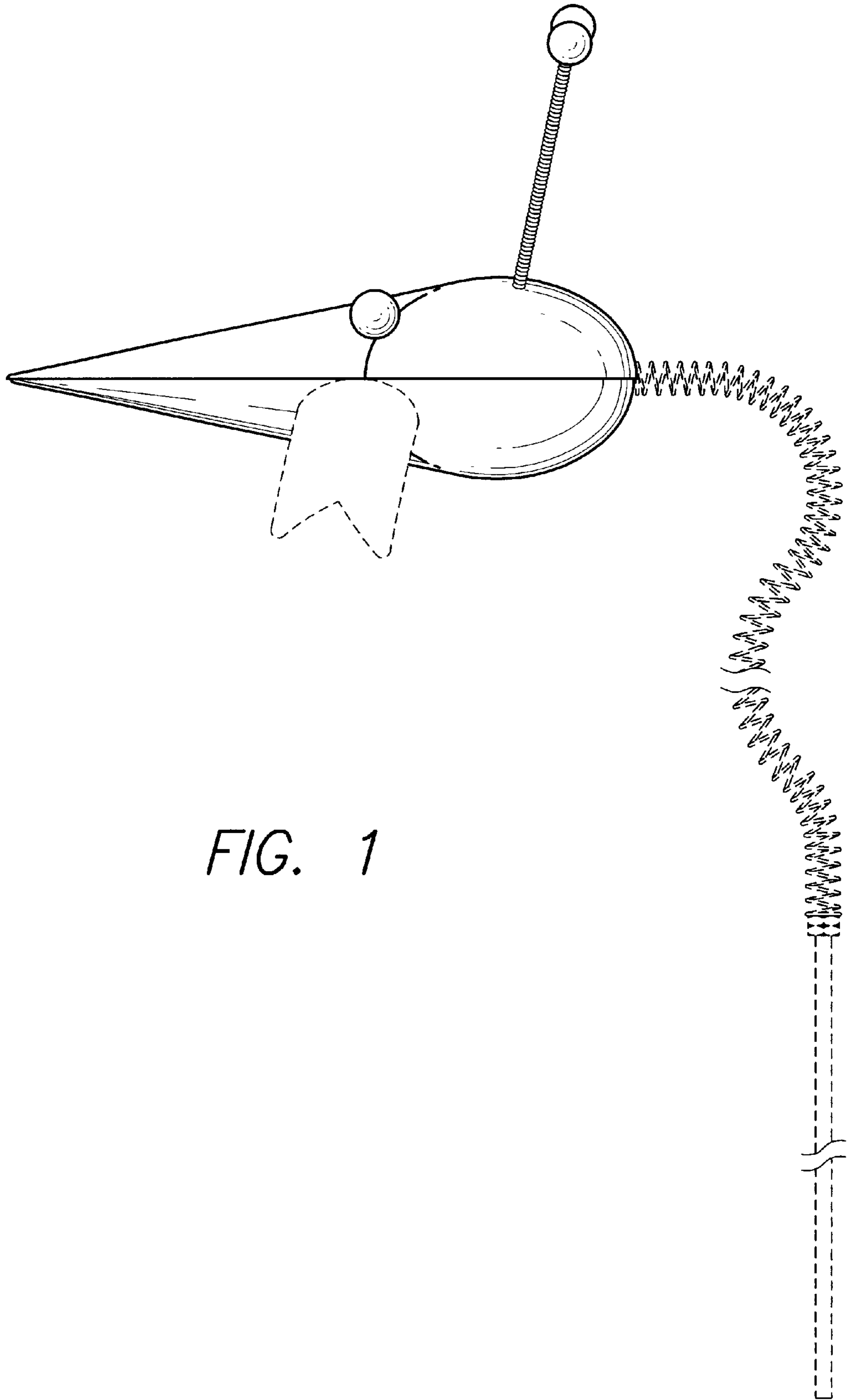


FIG. 1

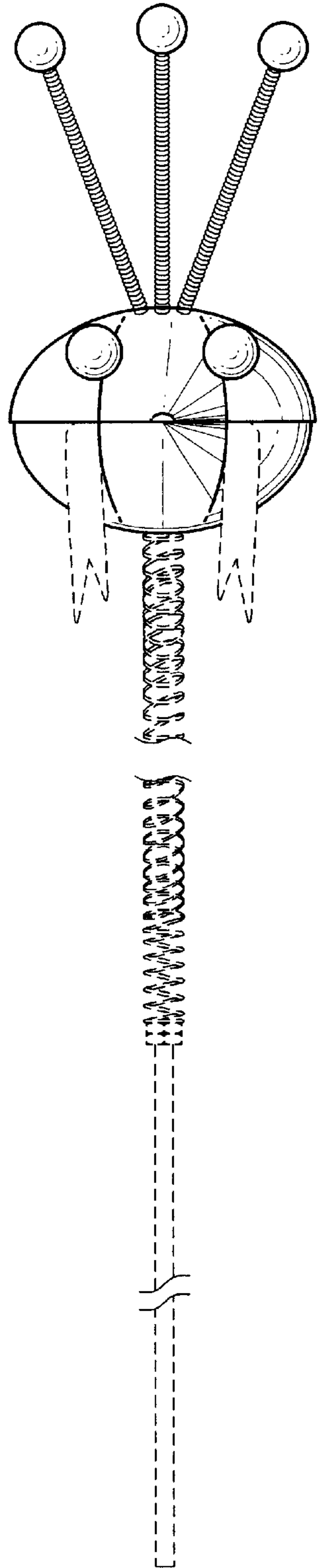


FIG. 2

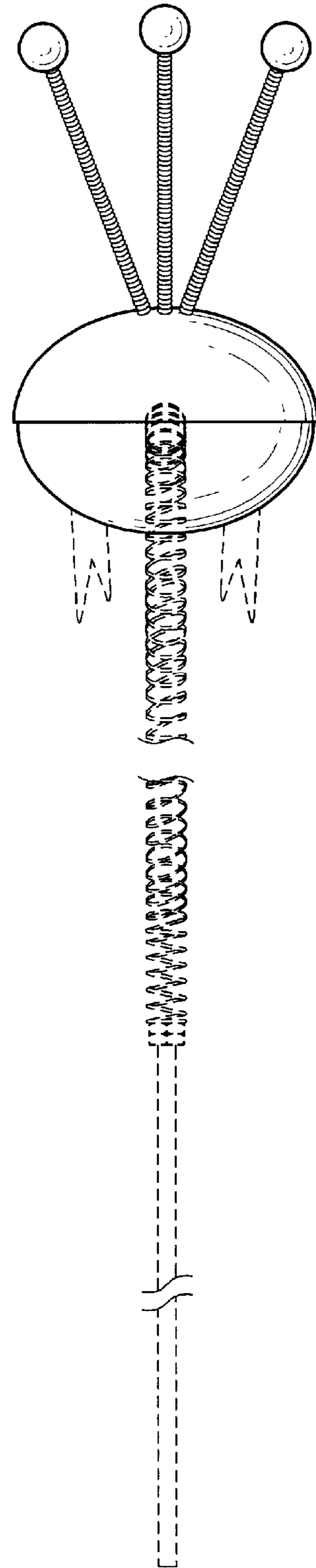


FIG. 3

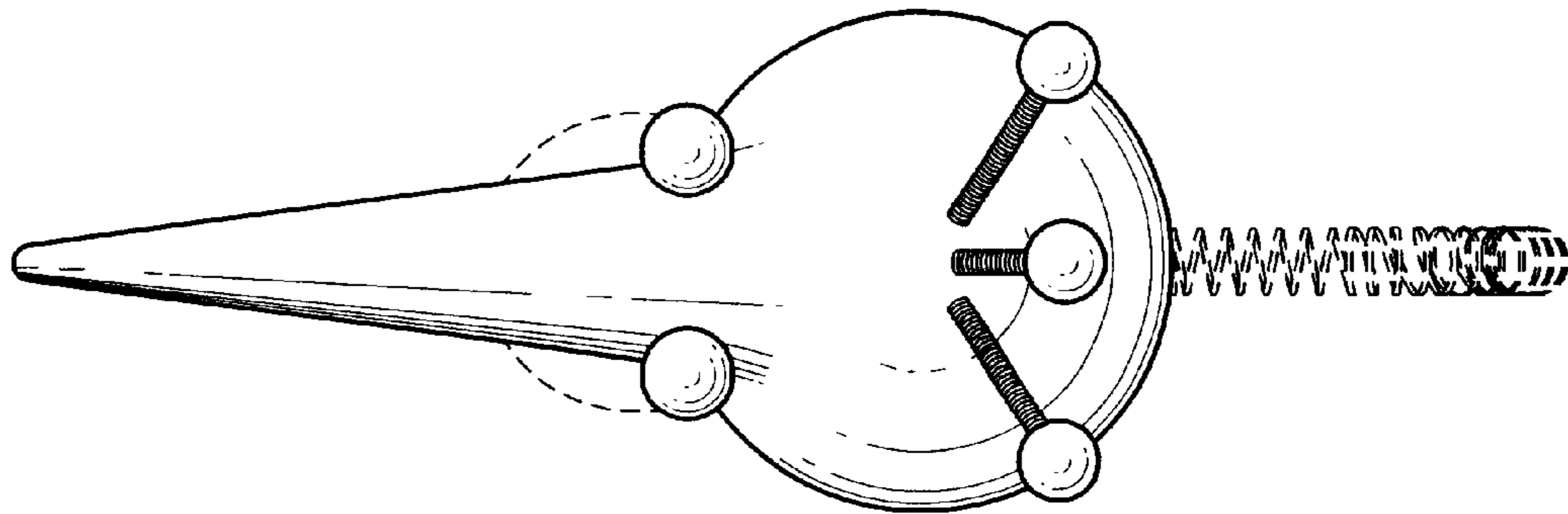


FIG. 4

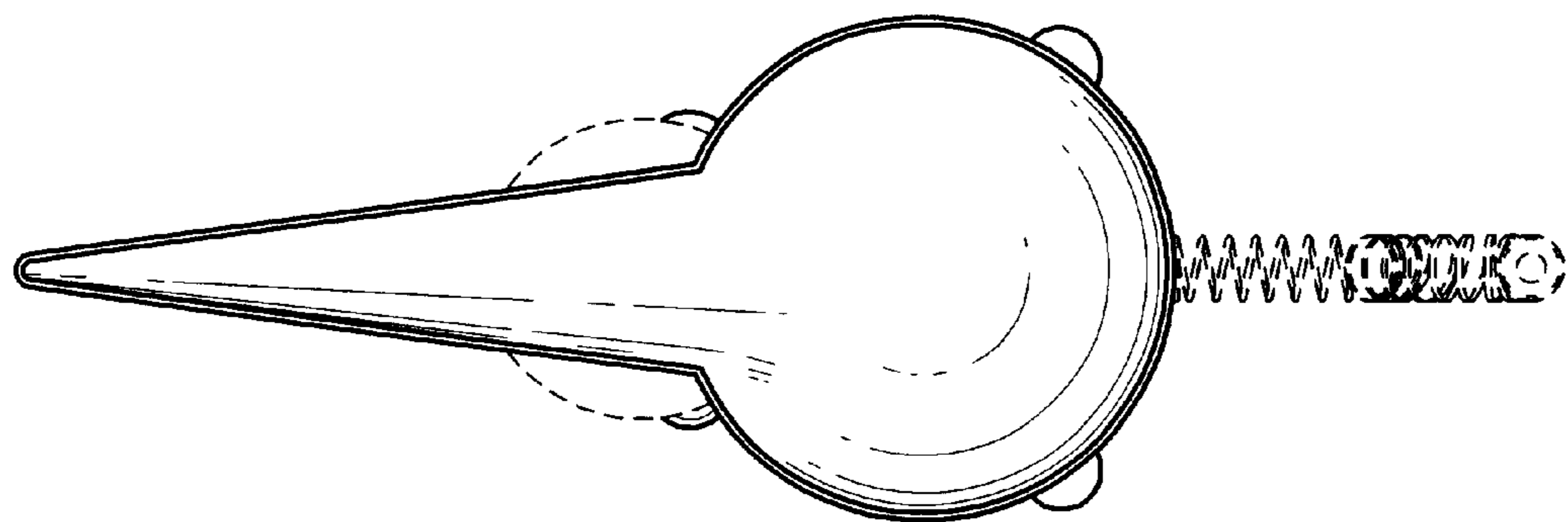


FIG. 5