

US00D503590S

(12) **United States Design Patent**
McGuyer

(10) **Patent No.: US D503,590 S**

(45) **Date of Patent: ** Apr. 5, 2005**

(54) **STORAGE UNIT FOR MULTI-TOOL
KITCHEN DEVICE**

(75) Inventor: **Carter W. McGuyer**, Muscle Shoals,
AL (US)

(73) Assignee: **Robbins Industries, Inc.**, Florence, AL
(US)

(**) Term: **14 Years**

(21) Appl. No.: **29/205,767**

(22) Filed: **May 20, 2004**

Related U.S. Application Data

(62) Division of application No. 29/170,161, filed on Nov. 1,
2002, now Pat. No. Des. 492,548.

(51) **LOC (7) Cl. 07-06**

(52) **U.S. Cl. D7/637**

(58) **Field of Search D7/637-641; 206/557-567;
211/13.1, 70.7, 71.01, 88.01, 126.1, 126.7**

(56) **References Cited**

U.S. PATENT DOCUMENTS

| | | |
|-------------|---------|-------------------|
| 1,577,880 A | 3/1926 | Stuart |
| D172,235 S | 5/1954 | Marino |
| 3,135,383 A | 6/1964 | Bloch |
| D211,899 S | 8/1968 | Kriegel |
| 3,490,601 A | 1/1970 | Warn, Sr. et al. |
| D221,291 S | 7/1971 | Futter et al. |
| 3,839,793 A | 10/1974 | Crapie |
| 4,207,673 A | 6/1980 | DiGirolamo et al. |

| | | |
|-------------|---------|-----------------|
| 4,247,216 A | 1/1981 | Pansini |
| 4,425,709 A | 1/1984 | Quenzi |
| 4,432,137 A | 2/1984 | Okada |
| 4,941,232 A | 7/1990 | Decker et al. |
| 4,953,862 A | 9/1990 | Uke et al. |
| 5,408,560 A | 4/1995 | Hammer et al. |
| 5,441,152 A | 8/1995 | Estes |
| 5,479,708 A | 1/1996 | Thomas |
| 5,535,484 A | 7/1996 | Gibson |
| 5,598,634 A | 2/1997 | Berns |
| 5,737,803 A | 4/1998 | Tisdale |
| 5,752,968 A | 5/1998 | Jolly et al. |
| 5,829,099 A | 11/1998 | Kopelman et al. |
| 5,933,918 A | 8/1999 | Wallays |
| D420,887 S | 2/2000 | Chen |
| 6,115,921 A | 9/2000 | Garneau, Sr. |
| RE37,190 E | 5/2001 | Stowell et al. |

Primary Examiner—Terry A. Wallace

(74) *Attorney, Agent, or Firm*—Kramer Levin Naftalis &
Frankel LLP; Gregor N. Neff

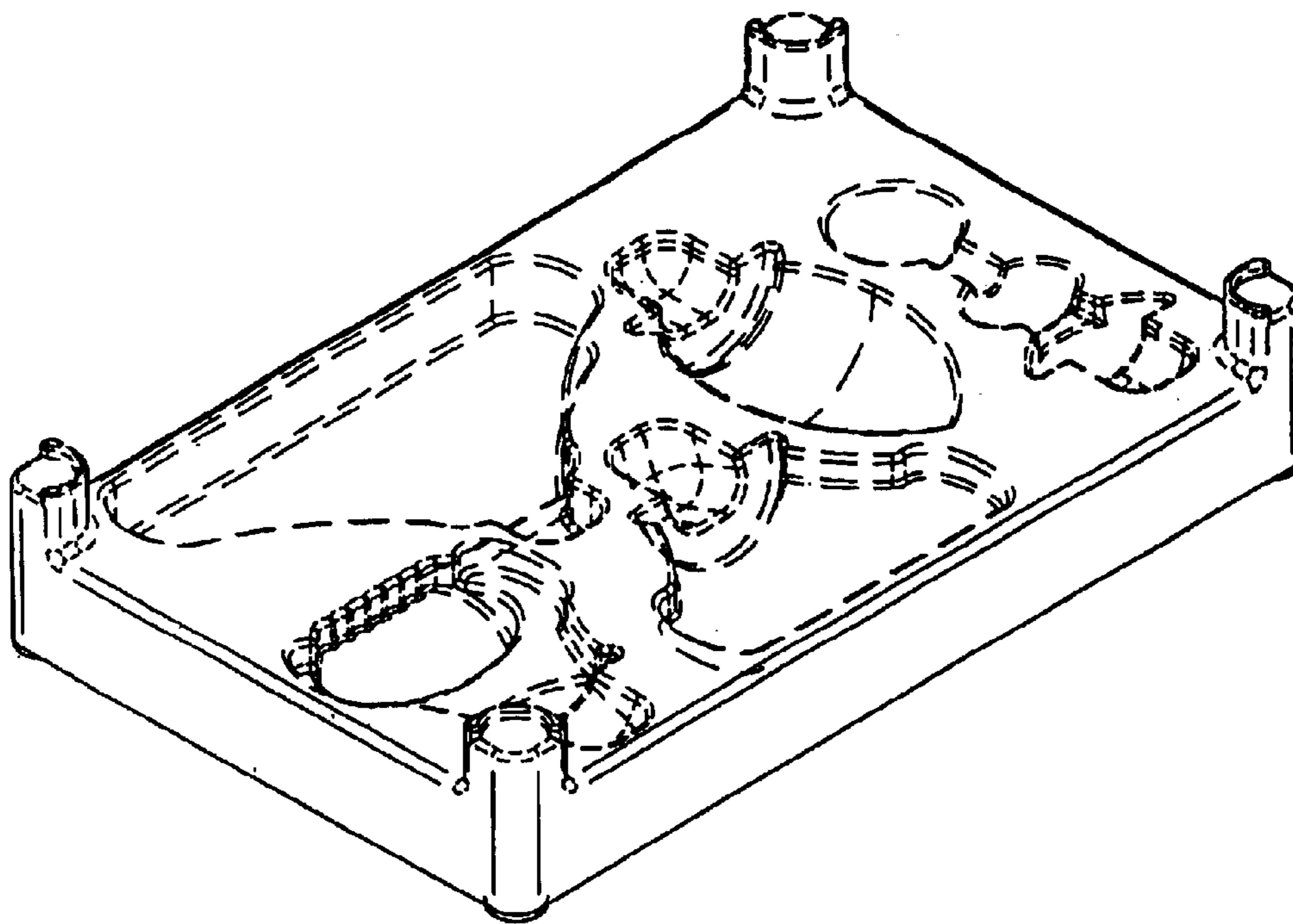
(57) **CLAIM**

The ornamental design for a storage unit for multi-tool
kitchen device, as shown and described.

DESCRIPTION

FIG. 1 is a perspective view of the storage unit for multi-tool
kitchen device showing my new design;
FIG. 2 is a top plan view thereof;
FIG. 3 is a left side elevation view thereof; and,
FIG. 4 is a front elevation view thereof.
The broken lines are for illustrative purposes only and form
no part of the claimed design.

1 Claim, 1 Drawing Sheet



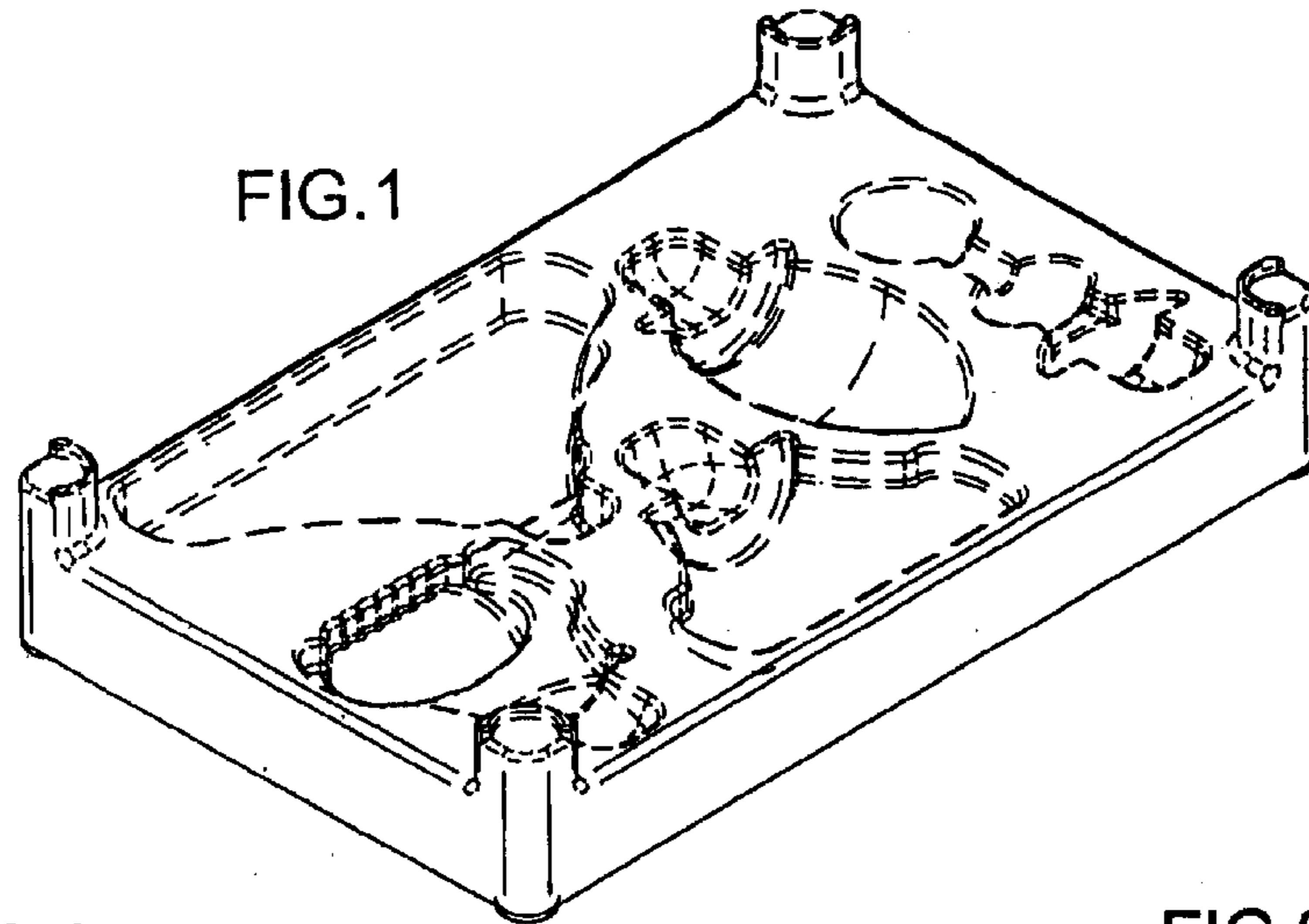


FIG.3

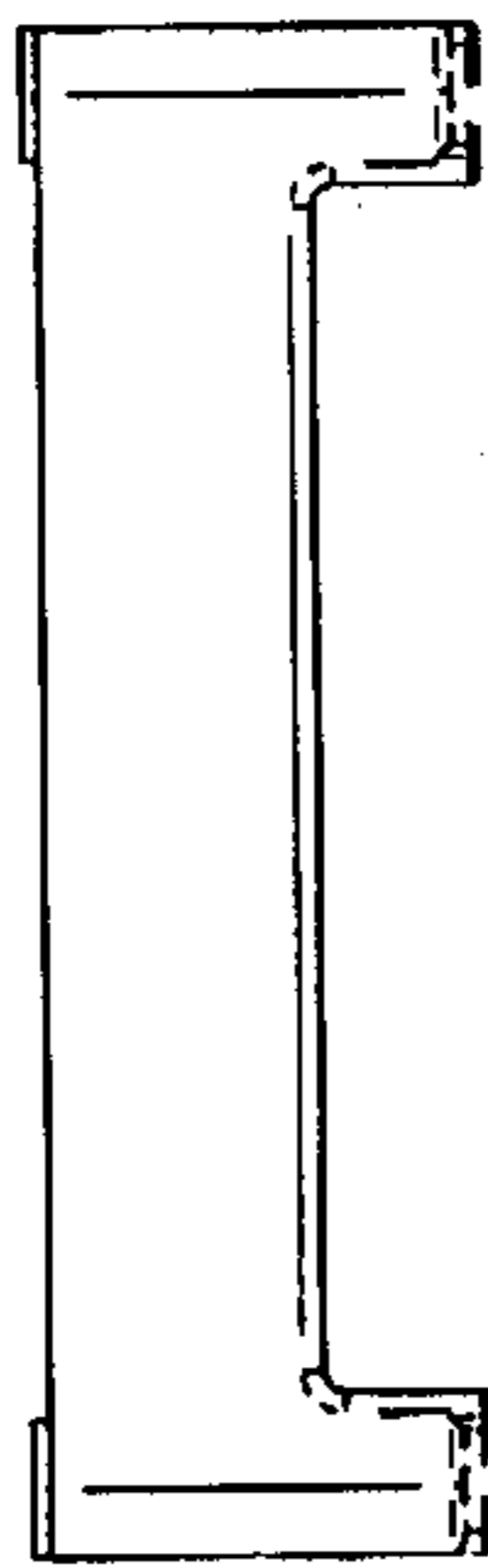


FIG.2

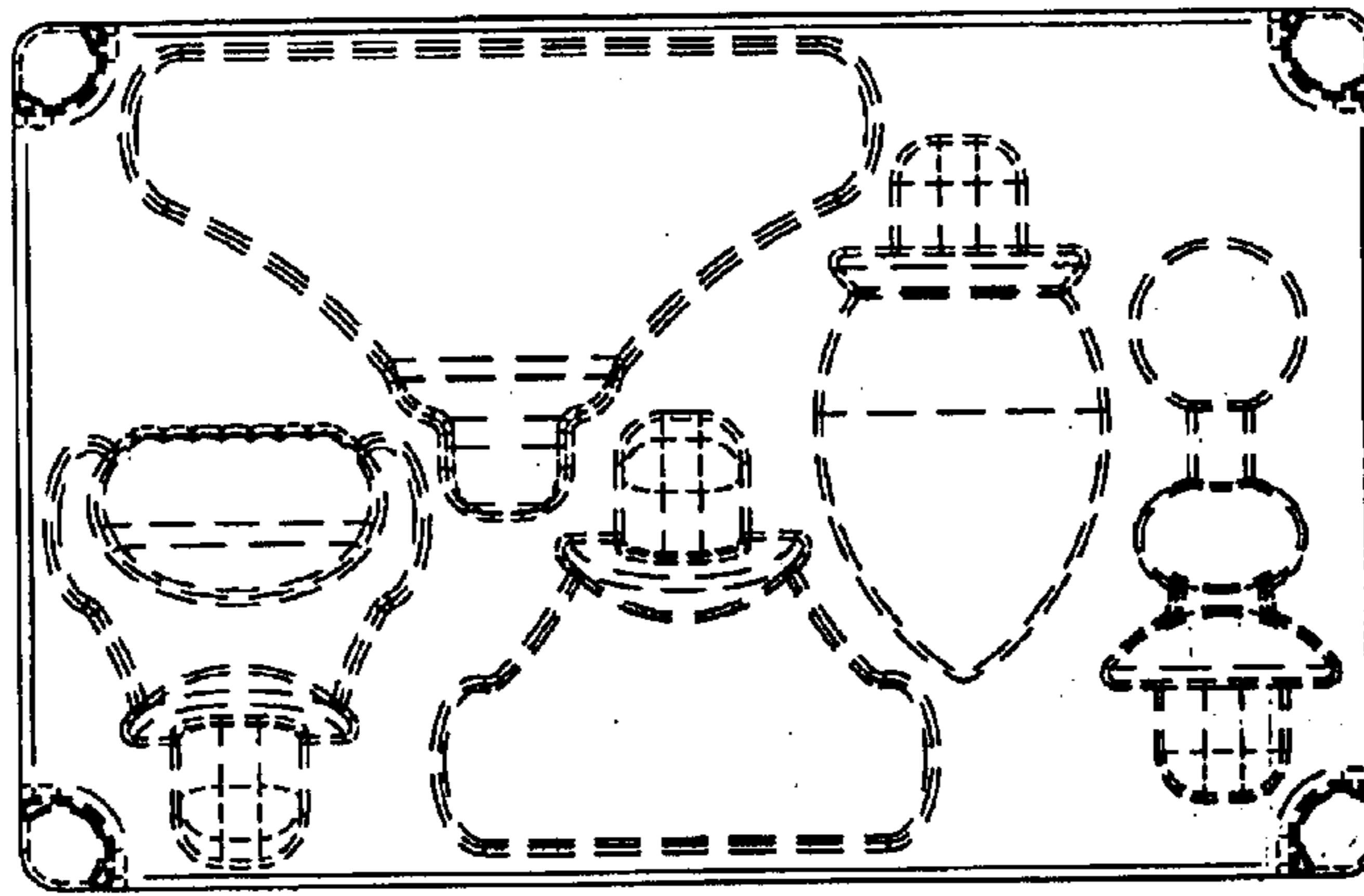


FIG.4

