

US00D503583S

(12) **United States Design Patent**
Masin

(10) **Patent No.:** **US D503,583 S**

(45) **Date of Patent:** **** Apr. 5, 2005**

(54) **RANGE**

D464,229 S * 10/2002 Baldwin et al. D7/340
D486,349 S * 2/2004 Nichols D7/340

(75) **Inventor:** **Gianantonio Masin**, San Martino di
Lupari (IT)

* cited by examiner

(73) **Assignee:** **Lofra S.p.A. - Teolo**, Frazione Treponti
(IT)

Primary Examiner—Catherine R. Oliver
(74) *Attorney, Agent, or Firm*—Guido Modiano; Albert
Josif; Daniel O'Byrne

(**) **Term:** **14 Years**

(57) **CLAIM**

(21) **Appl. No.:** **29/195,406**

The ornamental design for the “range,” as shown and
described.

(22) **Filed:** **Dec. 12, 2003**

(30) **Foreign Application Priority Data**

DESCRIPTION

Jun. 20, 2003 (EM) 46792

FIG. 1 is a perspective view of the range, showing my new
design;

(51) **LOC (7) Cl.** **07-02**

FIG. 2 is a front view thereof;

(52) **U.S. Cl.** **D7/340**

FIG. 3 is a rear view thereof;

(58) **Field of Search** D7/340, 339, 346–349,
D7/402, 407, 408; 126/19 R, 39 C, 273 R;
219/458, 460, 464, 538, 552

FIG. 4 is a right side view thereof;

FIG. 5 is a left side view thereof;

FIG. 6 is a top view thereof; and,

FIG. 7 is a bottom view thereof.

(56) **References Cited**

U.S. PATENT DOCUMENTS

D172,208 S * 5/1954 Armstrong D7/340

1 Claim, 3 Drawing Sheets






Fig. 1



Fig. 2

Fig. 3




Fig. 4





Fig. 5






Fig. 6

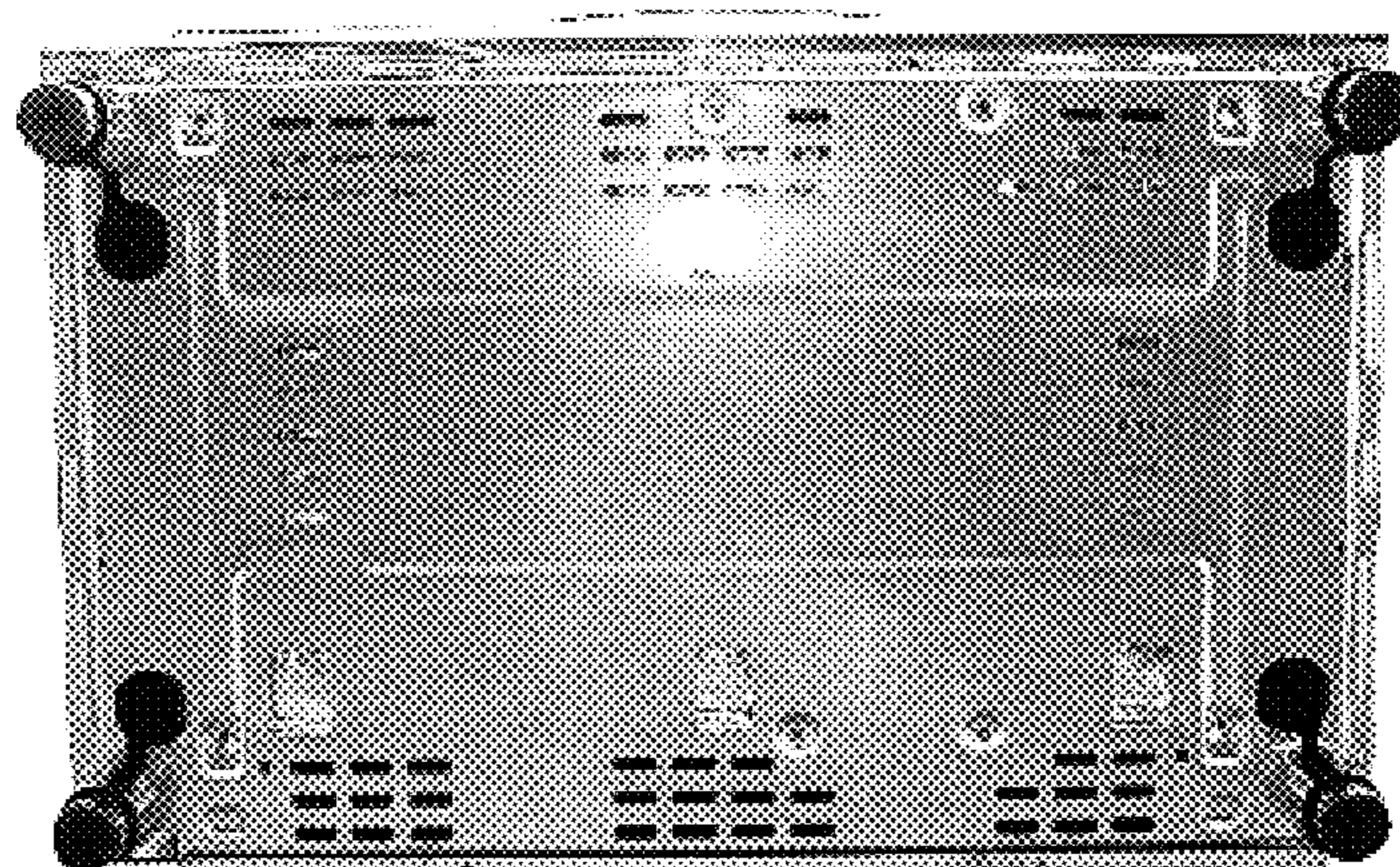


Fig. 7