

US00D503567S

(12) **United States Design Patent**  
**Piffaretti**

(10) **Patent No.:** **US D503,567 S**

(45) **Date of Patent:** **\*\* Apr. 5, 2005**

(54) **SUPPORT FOR COLOR SAMPLE FOR VEHICLES**

(75) Inventor: **Marco Piffaretti, Rovio (CH)**

(73) Assignee: **Protoscar SA, Rovio (CH)**

(\*\*) Term: **14 Years**

(21) Appl. No.: **29/174,656**

(22) Filed: **Jan. 23, 2003**

(30) **Foreign Application Priority Data**

Jul. 27, 2002 (CH) ..... 129017

(51) **LOC (7) Cl.** ..... **06-04**

(52) **U.S. Cl.** ..... **D6/450**

(58) **Field of Search** ..... D6/396, 397, 434,  
D6/449, 450, 466; D2/869; D12/86, 90,  
91, 92; D14/217; D20/29, 35; D21/548,  
549, 550, 560, 581; 446/220, 225, 465,  
470, 471

(56) **References Cited**

**U.S. PATENT DOCUMENTS**

- D143,099 S \* 12/1945 Stack, Jr. .... D21/549
- D218,340 S \* 8/1970 McLaren ..... D21/548
- D233,831 S \* 12/1974 Haga ..... D12/91
- D243,838 S \* 3/1977 Peterson ..... D12/91
- D253,406 S \* 11/1979 Carabetta ..... D12/90
- D295,305 S \* 4/1988 Yoke ..... D21/581
- D296,196 S \* 6/1988 Fujimura ..... D12/90

- D324,007 S \* 2/1992 Gandini et al. .... D12/90
- D330,203 S \* 10/1992 Yeh ..... D14/217
- D404,691 S \* 1/1999 Gerisch et al. .... D12/92
- D420,782 S \* 2/2000 Sandt et al. .... D2/869
- D456,311 S 4/2002 Yamamoto et al.
- D469,826 S \* 2/2003 Prewitt ..... D21/549

\* cited by examiner

*Primary Examiner*—Mimosa De

(74) *Attorney, Agent, or Firm*—Greenblum & Bernstein, P.L.C.

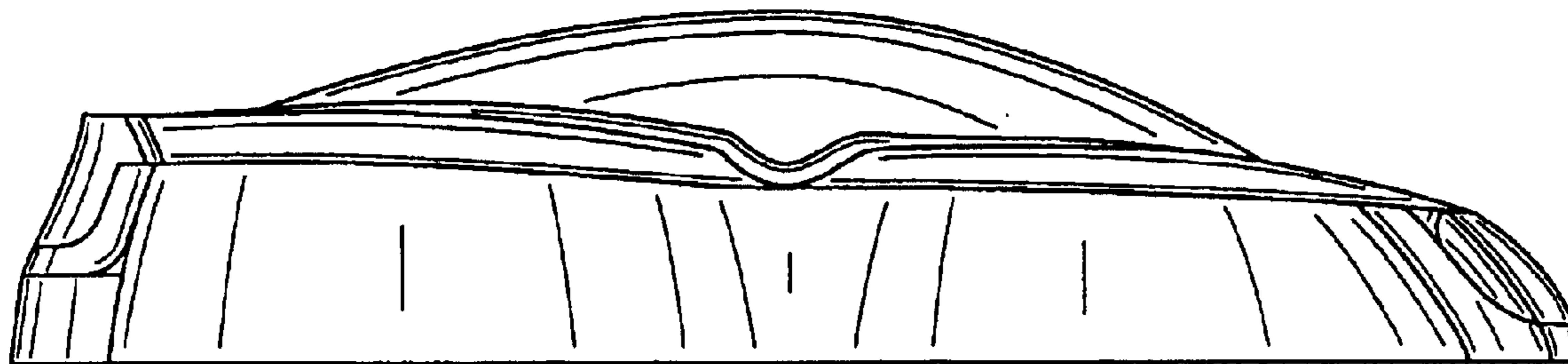
(57) **CLAIM**

I claim the ornamental design for a support for color sample for vehicles, as shown and described.

**DESCRIPTION**

FIG. 1 is a top view showing a first embodiment of my new design;  
 FIG. 2 is a right side view thereof;  
 FIG. 3 is a left side view thereof;  
 FIG. 4 is a front view thereof;  
 FIG. 5 is a rear view thereof; and  
 FIG. 6 is a bottom view thereof.  
 FIG. 7 is a top view showing a second embodiment of my new design;  
 FIG. 8 is a right side view thereof;  
 FIG. 9 is a left side view thereof;  
 FIG. 10 is a front view thereof;  
 FIG. 11 is a rear view thereof; and,  
 FIG. 12 is a bottom view thereof.

**1 Claim, 8 Drawing Sheets**



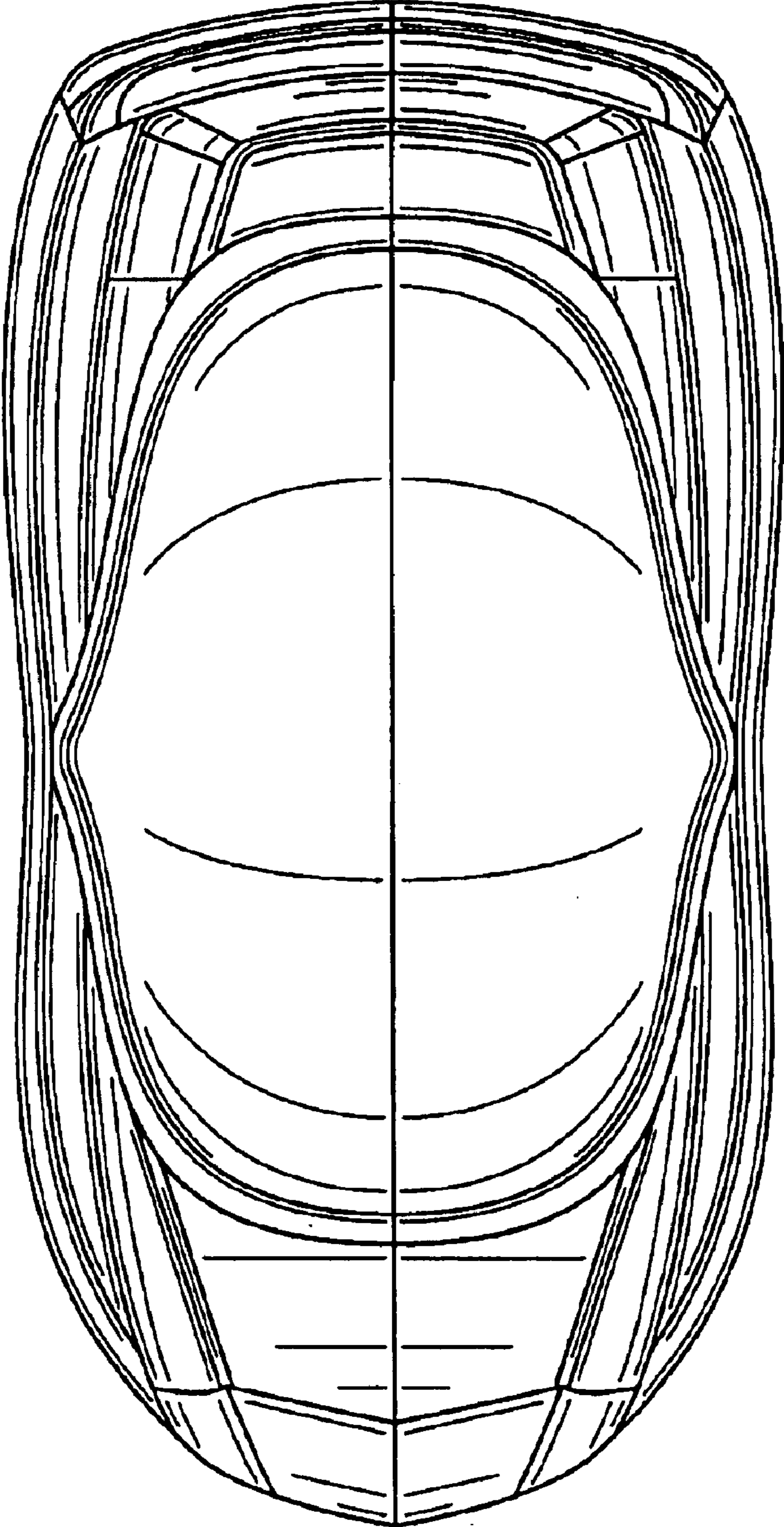


FIG. 1

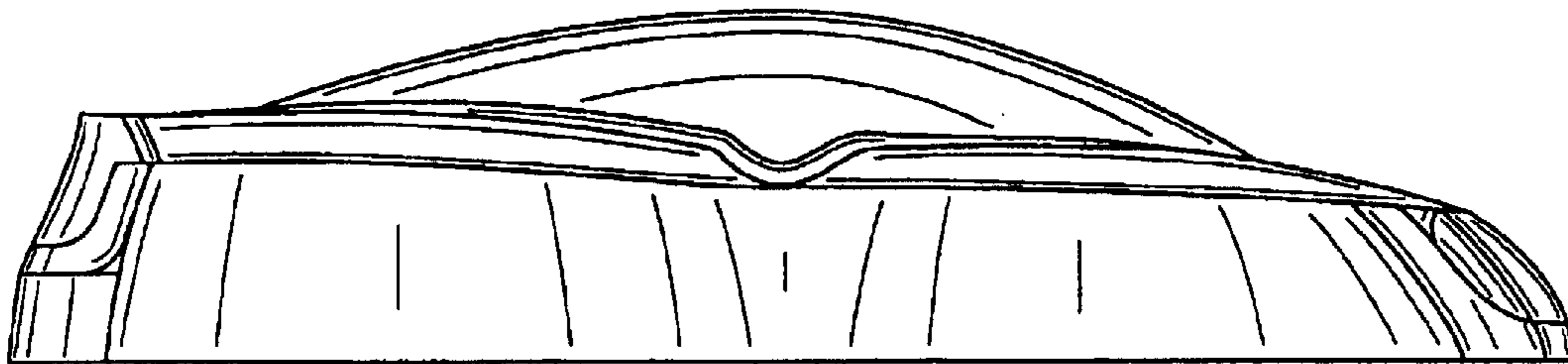


FIG. 2

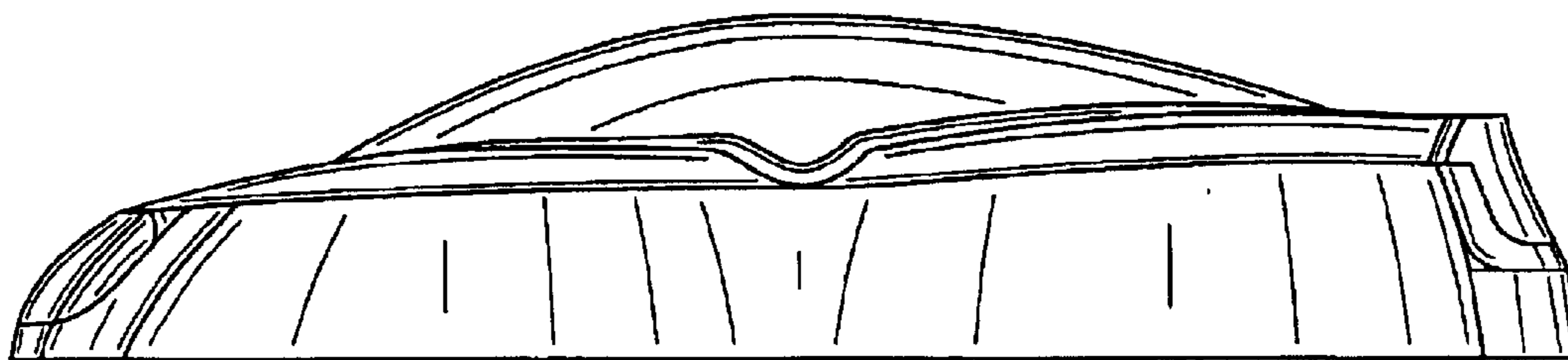


FIG. 3

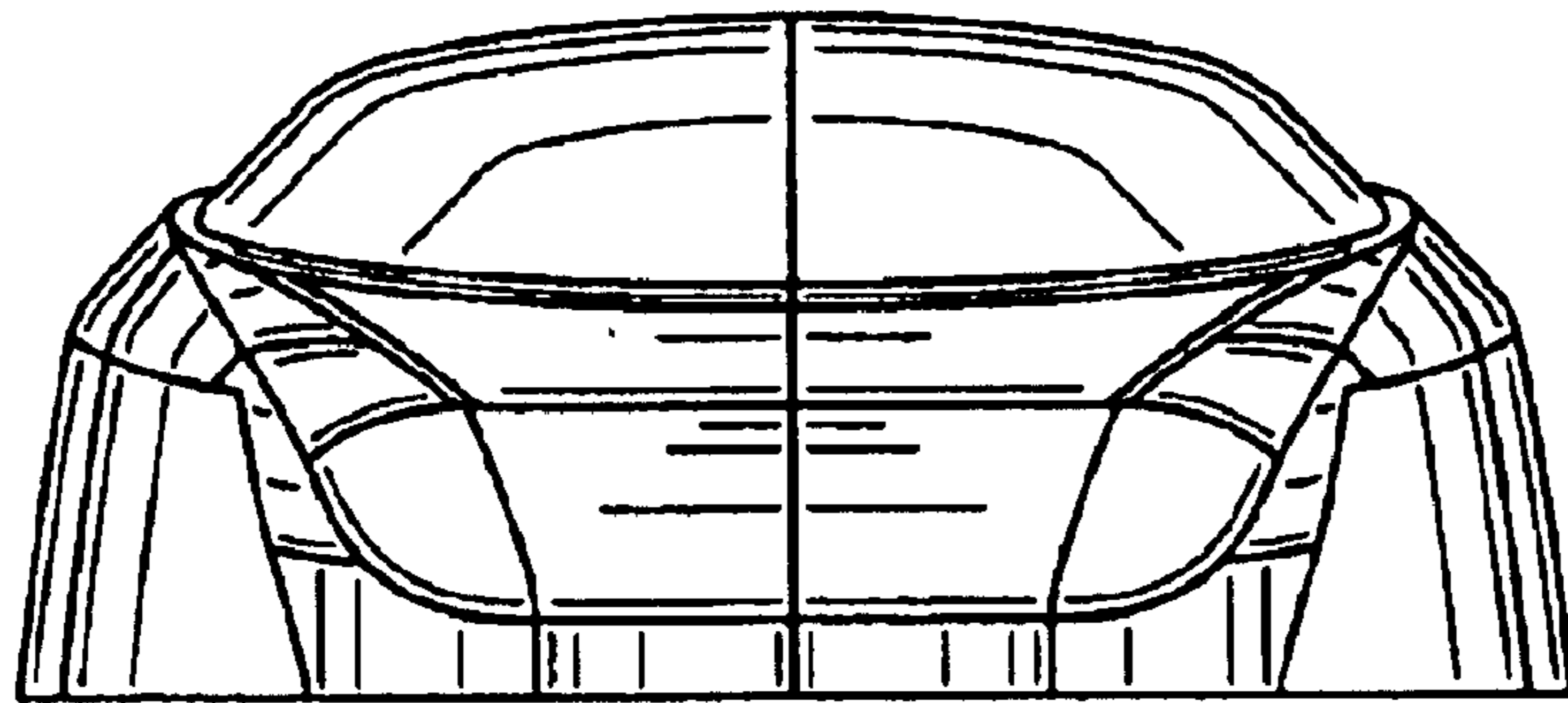


FIG. 4




FIG. 5




FIG. 6

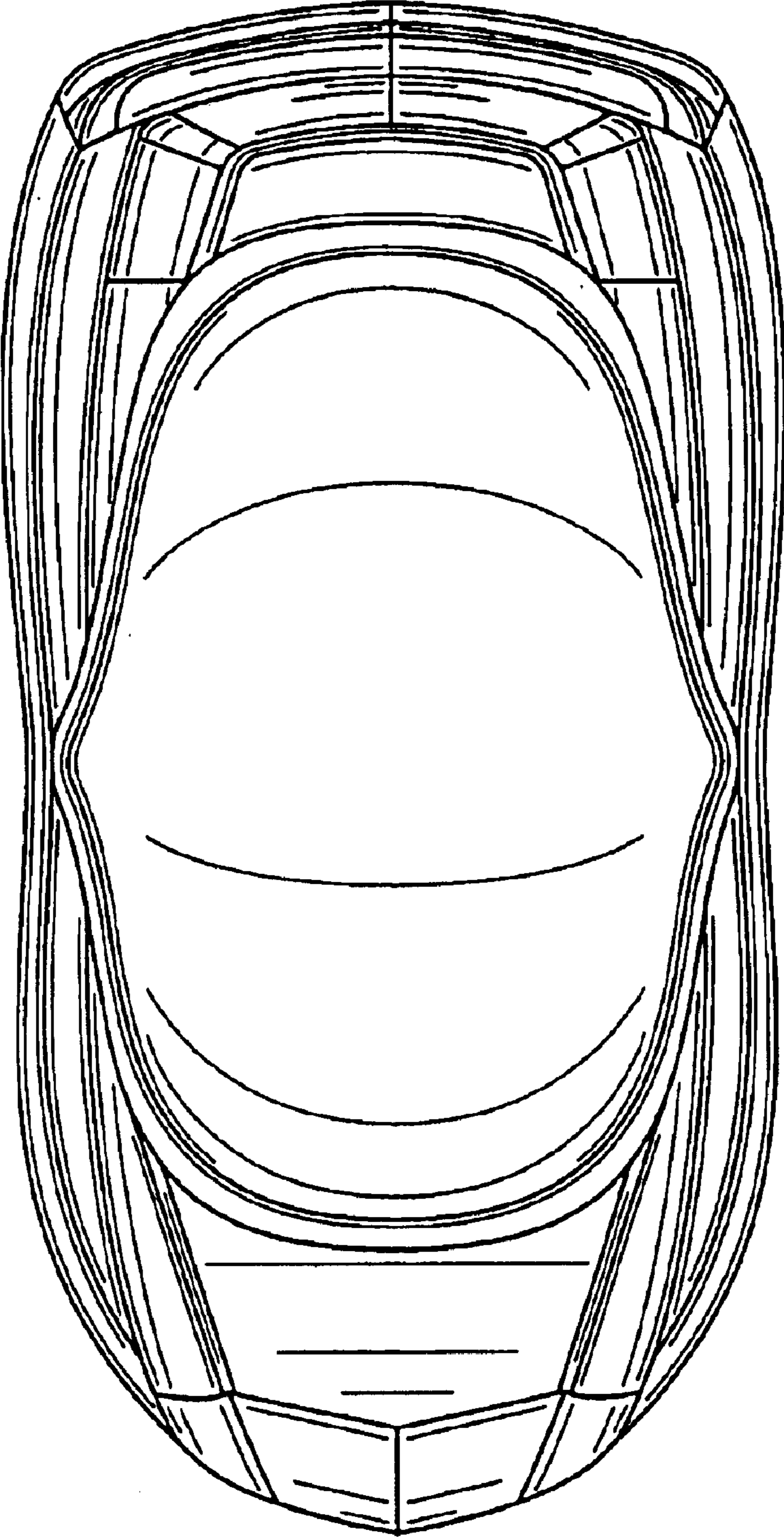


FIG. 7

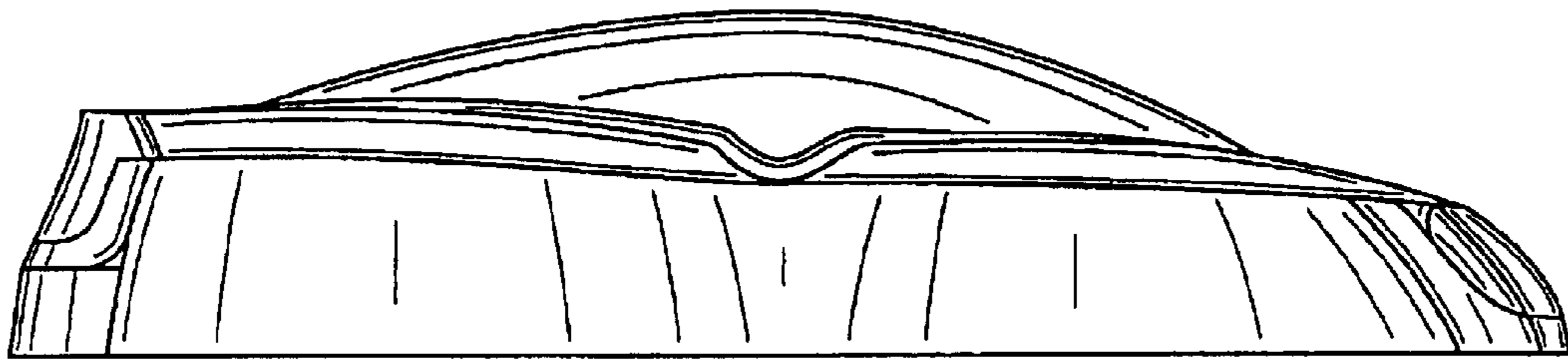


FIG. 8

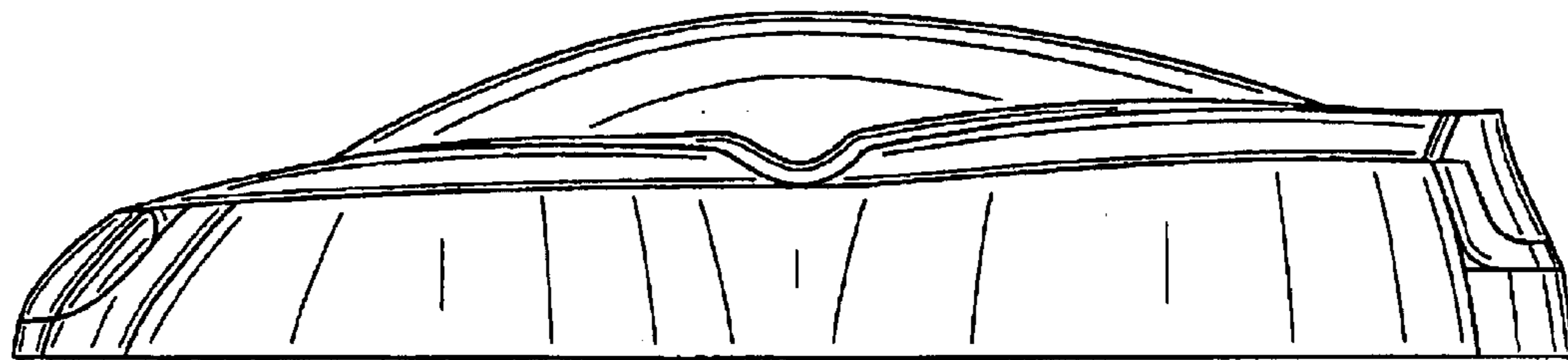


FIG. 9

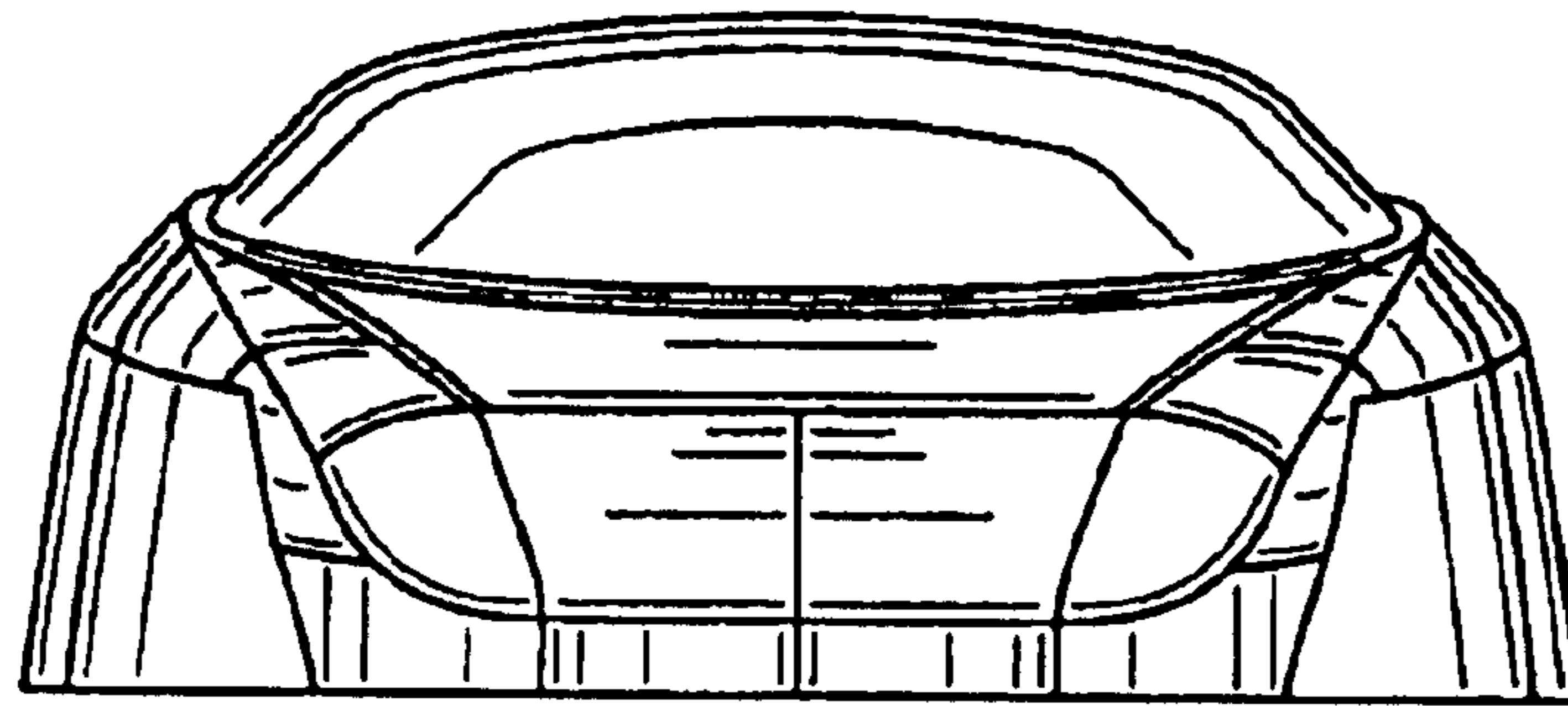


FIG. 10




FIG. 11






FIG. 12