

US00D503566S

(12) **United States Design Patent**
Mohundro

(10) **Patent No.:** **US D503,566 S**
(45) **Date of Patent:** **** Apr. 5, 2005**

(54) **DRESSER**

(75) **Inventor:** **James Glenn Mohundro, Taichung (TW)**

(73) **Assignee:** **Pacific Marketing International (H.K.) Ltd., Taichung (TW)**

(**) **Term:** **14 Years**

(21) **Appl. No.:** **29/207,600**

(22) **Filed:** **Jun. 17, 2004**

(51) **LOC (7) Cl.** **06-04**

(52) **U.S. Cl.** **D6/446**

(58) **Field of Search** D6/436-439, 441,
D6/444-448; 312/114, 204, 224, 278-279

(56) **References Cited**

U.S. PATENT DOCUMENTS

D272,698 S	*	2/1984	Aulbert et al.	D6/448
D374,783 S	*	10/1996	Keller et al.	D6/444
D405,984 S	*	2/1999	Zaidman	D6/445
D406,202 S	*	3/1999	Zaidman	D6/439
D412,413 S	*	8/1999	Keller et al.	D6/445
D433,845 S	*	11/2000	Wilson et al.	D6/446
D480,897 S	*	10/2003	Wanek et al.	D6/446

OTHER PUBLICATIONS

Furniture Today, Shermag dresser, p. 101, Oct. 11, 1999.*
Furniture Today, Orleans dresser, p. 155, Oct. 11, 1999.*
Furniture Today, Emerald Home Furnishings dresser, p. 121,
Oct. 16, 2000.*
Furniture Today, Sumter Cabinet dresser, p. 192, Oct. 19,
2002.*

* cited by examiner

Primary Examiner—Cathron Brooks

(74) *Attorney, Agent, or Firm*—Rosenberg, Klein & Lee

(57) **CLAIM**

The ornamental design for a dresser, as shown and described.

DESCRIPTION

FIG. 1 is a front-top perspective view of a dresser, showing my new design;

FIG. 2 is a front elevational view thereof;

FIG. 3 is a rear elevational view thereof;


FIG. 4 is a left elevational view thereof; and

FIG. 5 is a right elevational view thereof;

FIG. 6 is a top plan view thereof; and,

FIG. 7 is a bottom plan view thereof.

1 Claim, 6 Drawing Sheets






FIG.1




FIG. 2




FIG.3

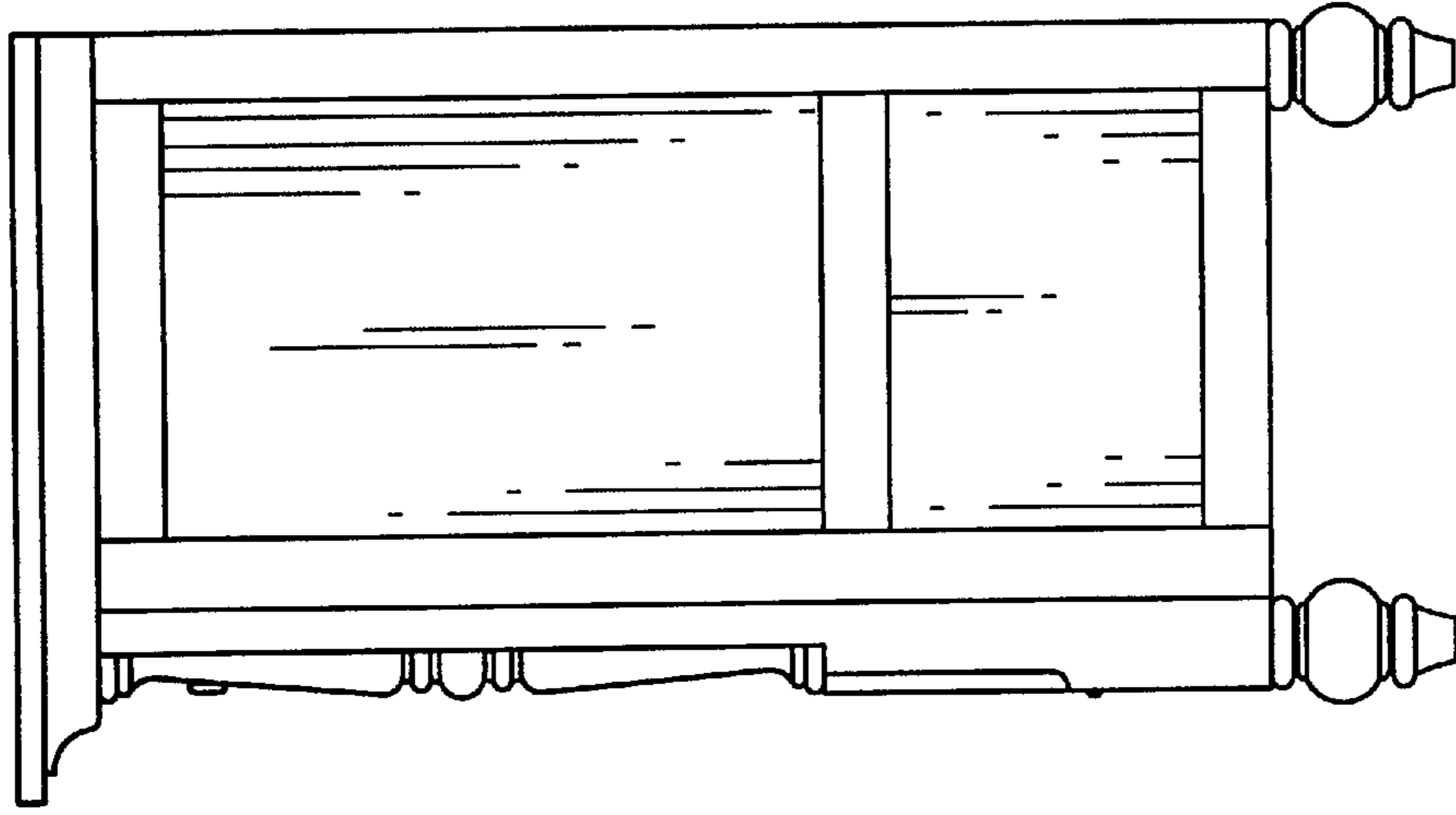


FIG.5

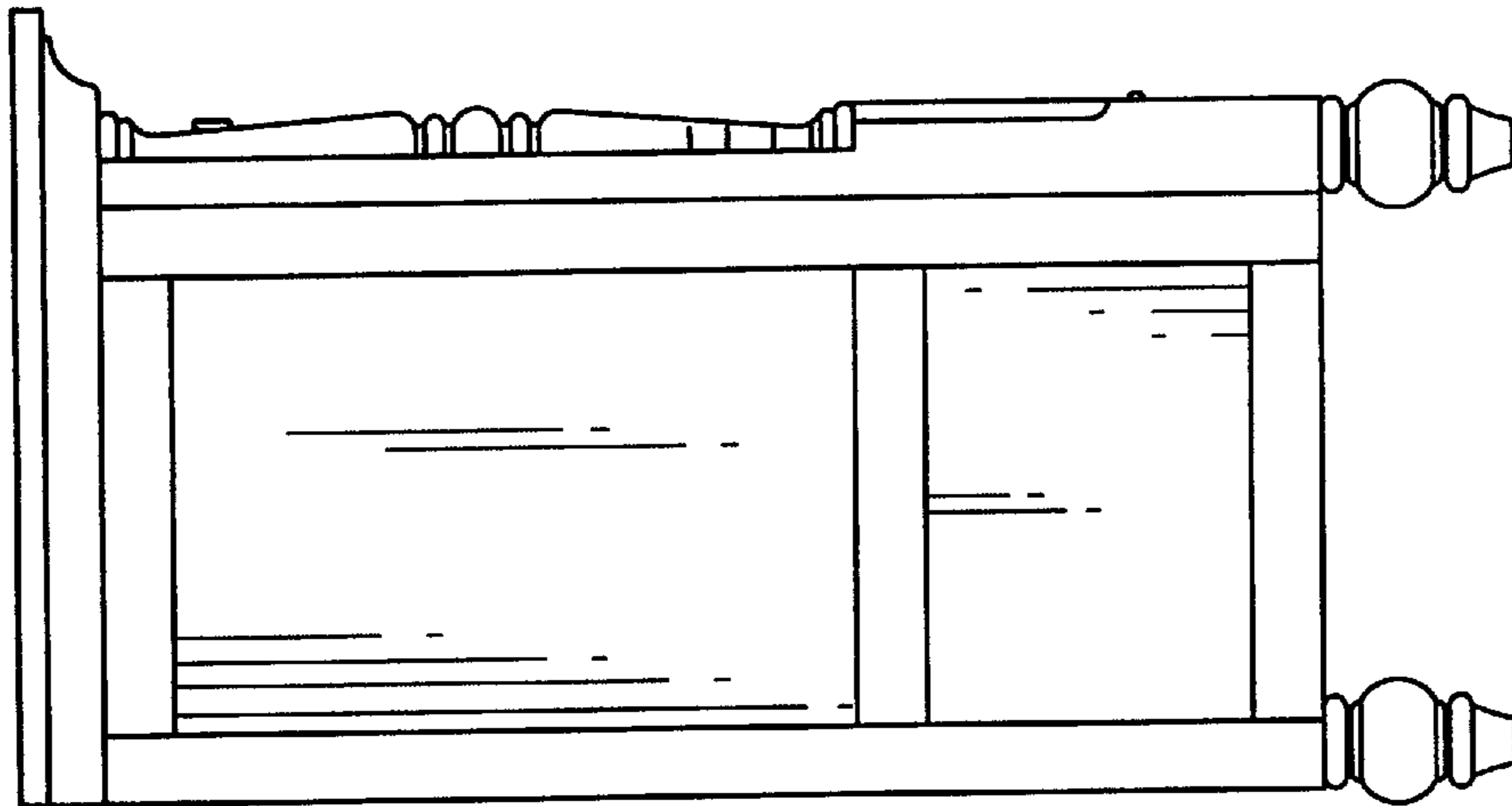


FIG.4

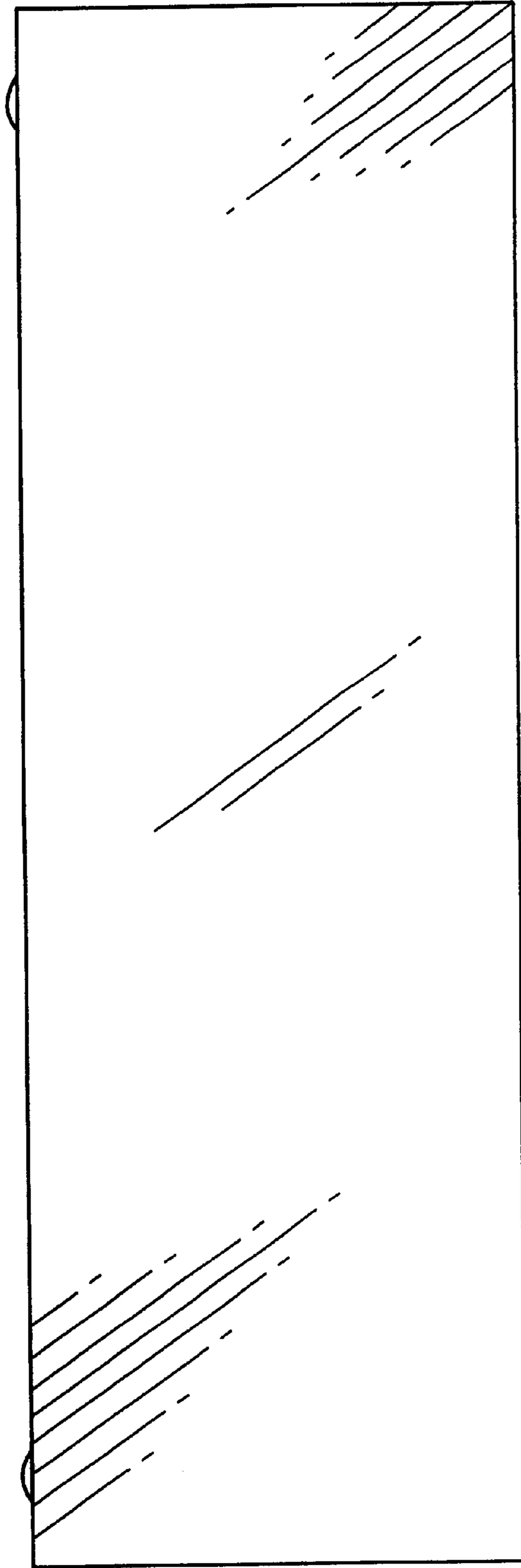


FIG.6

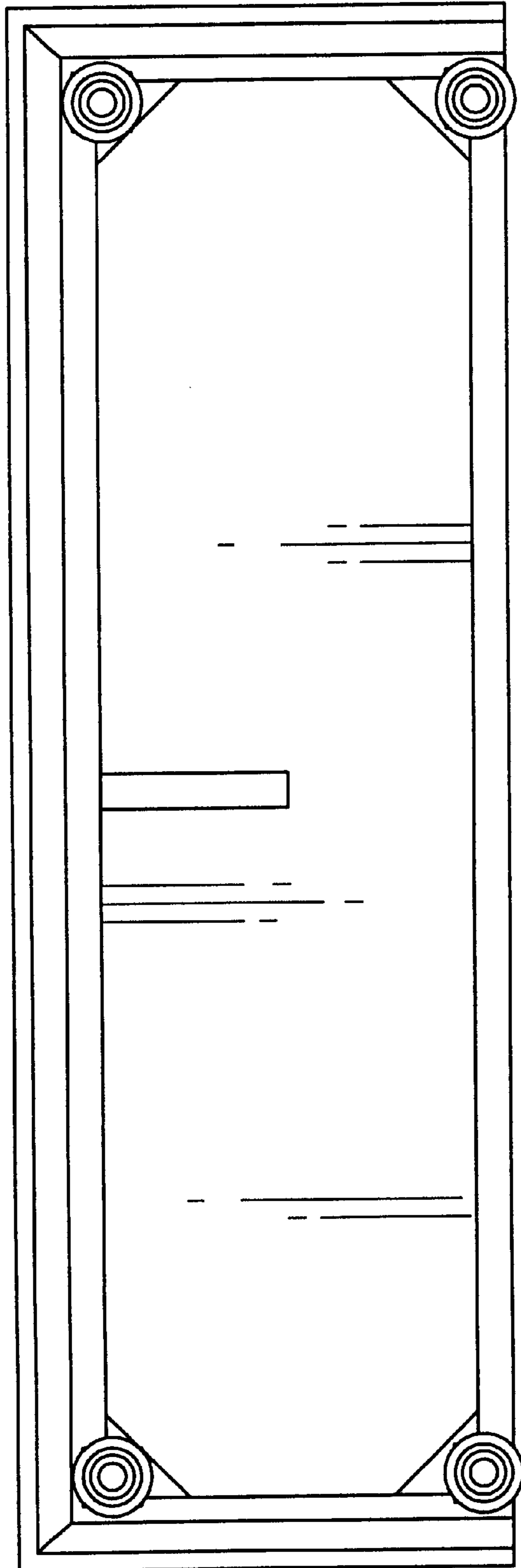


FIG.7