

US00D503563S

(12) **United States Design Patent** (10) **Patent No.:** **US D503,563 S**
Lynch et al. (45) **Date of Patent:** **** Apr. 5, 2005**

(54) **COMPACT GUN CABINET**

(75) Inventors: **Peter F. Lynch**, Skaneateles, NY (US);
Daniel A. Matijas, Weedsport, NY
(US); **Tyler T. Watson**, Auburn, NY
(US)

(73) Assignee: **John D. Brush & Co., Inc.**, Rochester,
NY (US)

(**) Term: **14 Years**

(21) Appl. No.: **29/199,095**

(22) Filed: **Feb. 10, 2004**

(51) **LOC (7) Cl.** **06-04**

(52) **U.S. Cl.** **D6/440; D6/448**

(58) **Field of Search** D6/432-448; 211/64;
312/204-207, 213, 249.1, 249.8, 108, 257.1,
297, 330.1

(56) **References Cited**

U.S. PATENT DOCUMENTS

3,316,048	A	*	4/1967	Levy	312/290
D248,913	S	*	8/1978	Robinson	D6/440
D258,785	S	*	4/1981	Hatch et al.	D6/440
D272,304	S	*	1/1984	Palermo et al.	D6/432
D291,392	S	*	8/1987	Worthen	D6/440
D324,965	S	*	3/1992	Nelsen	D6/448
5,454,931	A	*	10/1995	Lauve, Jr.	211/64
5,551,562	A	*	9/1996	Beretta	206/317

D379,004	S	*	4/1997	Keijser et al.	D6/448
D395,746	S	*	7/1998	Barackman	D3/201
D398,648	S	*	9/1998	Matthews	D6/440
D451,701	S	*	12/2001	Martin et al.	D6/446
D468,555	S	*	1/2003	Romaen et al.	D6/440

* cited by examiner

Primary Examiner—Cathron Brooks

(74) *Attorney, Agent, or Firm*—Jaeckle, Fleischmann & Mugel, LLP

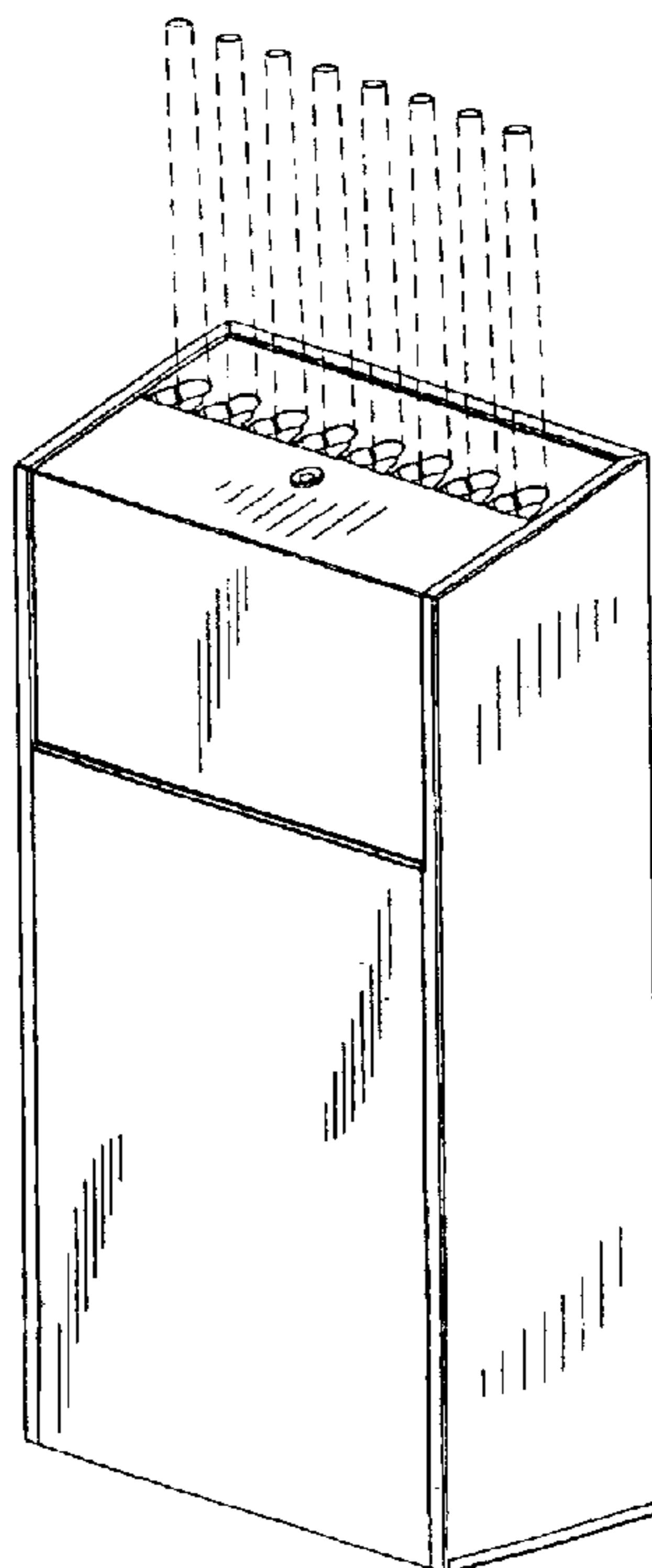
(57) **CLAIM**

The ornamental design for a compact gun cabinet, as shown and described.

DESCRIPTION

FIG. 1 is a rear perspective view of our new compact gun cabinet according to the present invention;
 FIG. 2 is a front perspective view of the present invention;
 FIG. 3 is a top view of the present invention;
 FIG. 4 is a front elevation view of the present invention;
 FIG. 5 is a bottom view of the present invention;
 FIG. 6 is a right elevation view of the present invention;
 FIG. 7 is a rear elevation view of the present invention; and,
 FIG. 8 is a left elevation view of the present invention.
 The broken lines showing one or more gun barrels extending from the compact gun cabinet in FIGS. 1, 2, 4 and 6-8 are for illustrative purposes and form no part of the claimed design.

1 Claim, 3 Drawing Sheets



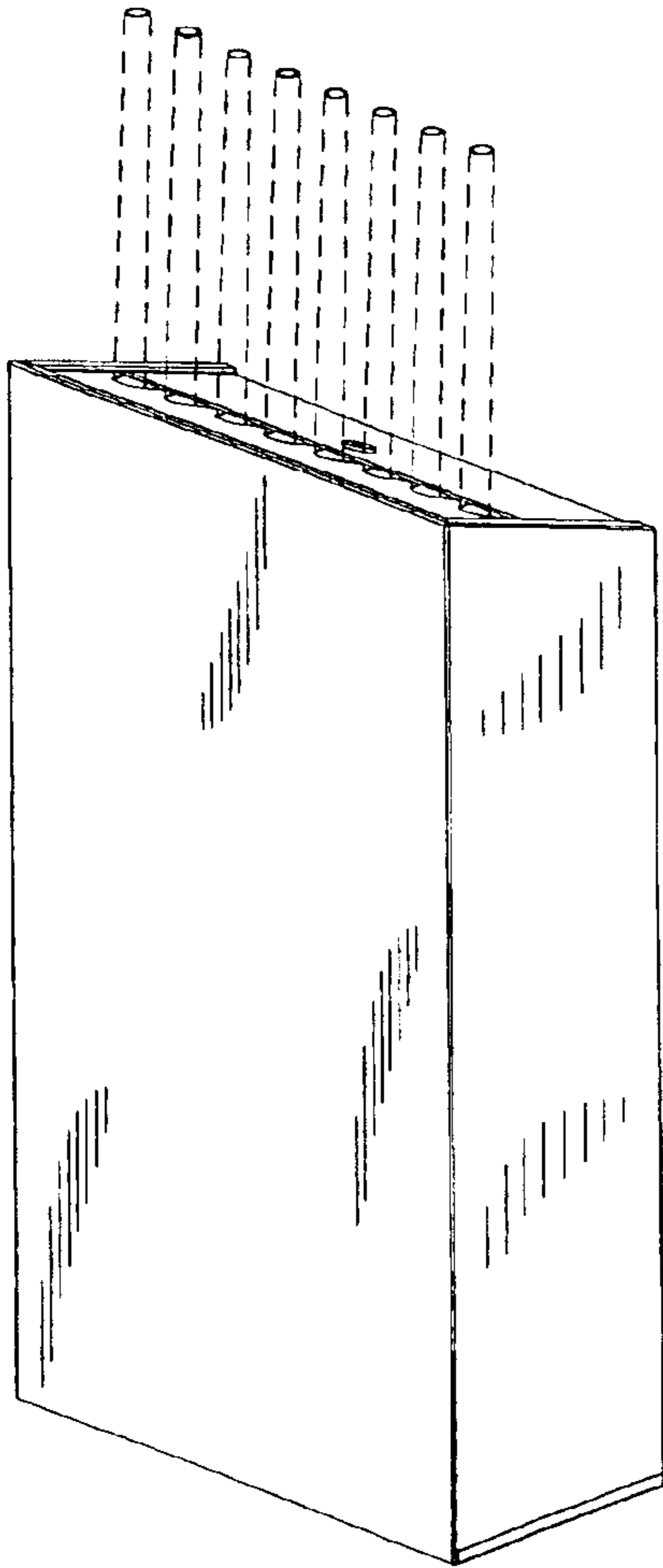


Fig. 1

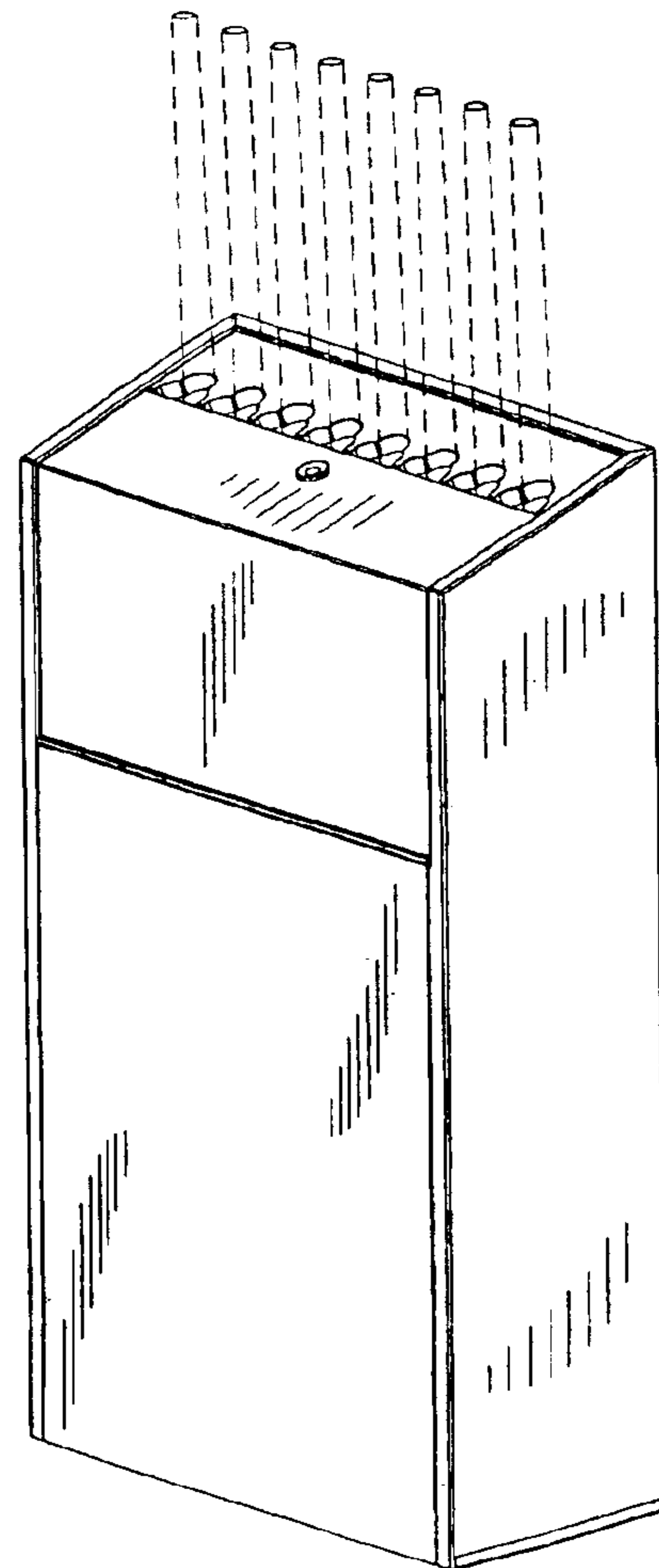


Fig. 2

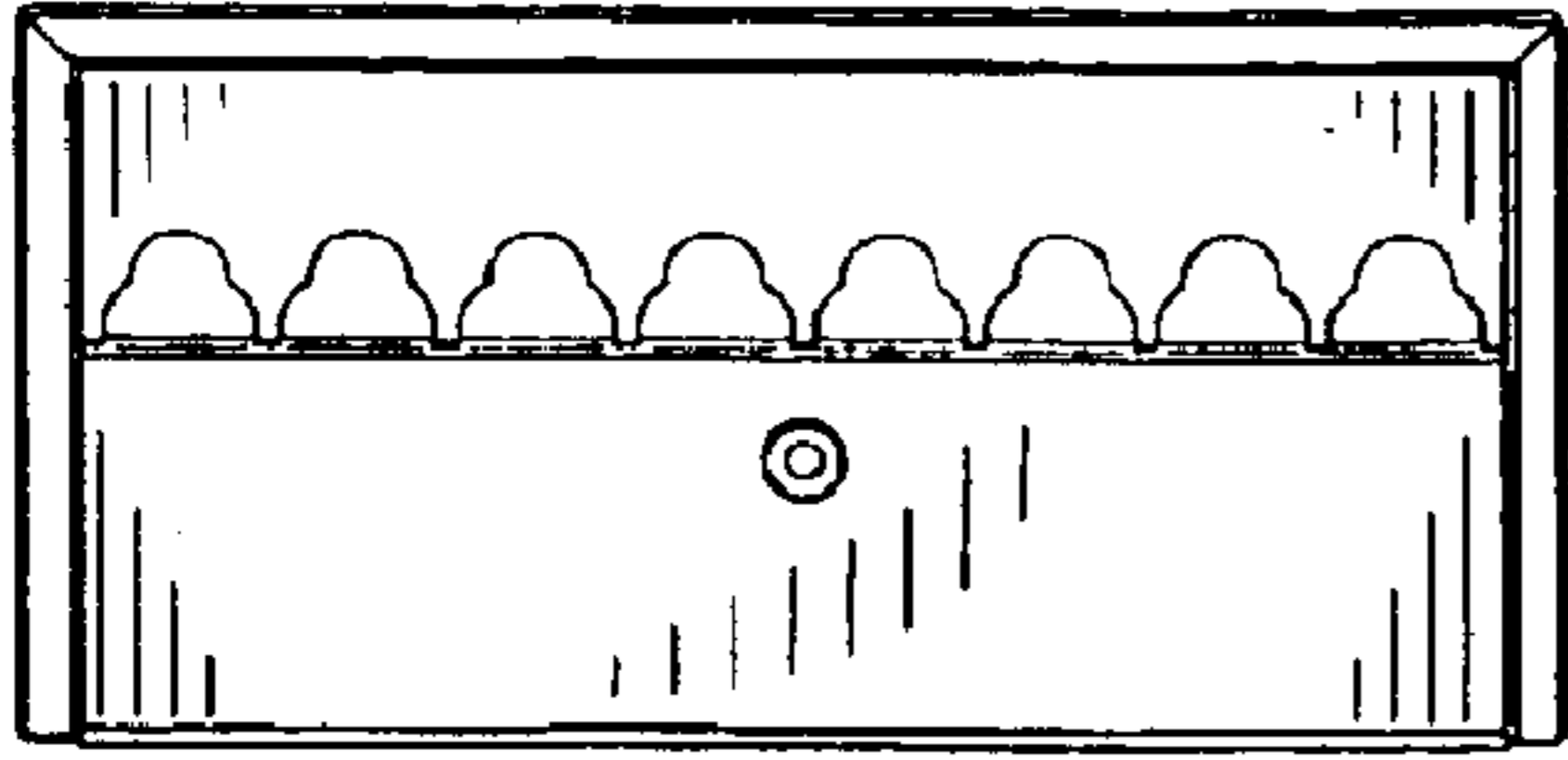


Fig. 3

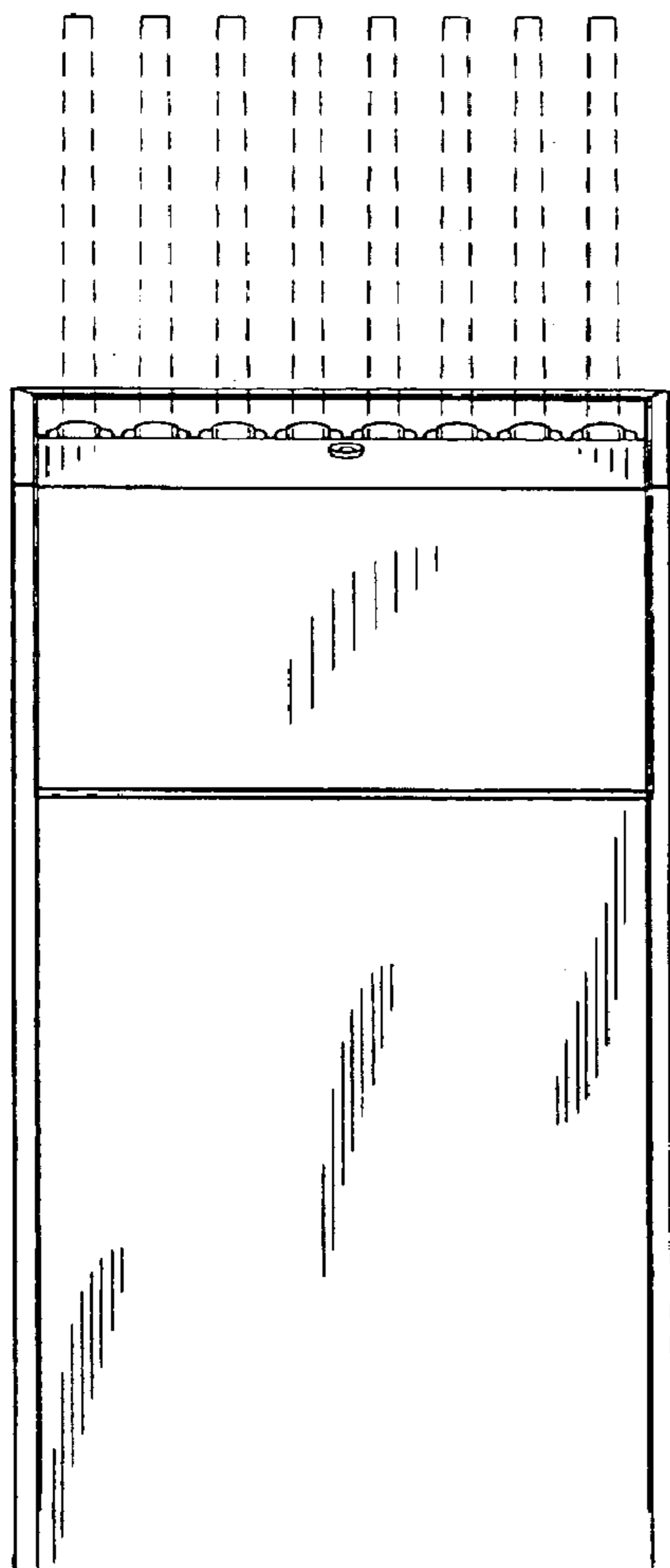


Fig. 4




Fig. 5




Fig. 6




Fig. 7




Fig. 8