

US00D503562S

(12) **United States Design Patent**
Sellers

(10) **Patent No.:** **US D503,562 S**

(45) **Date of Patent:** **** Apr. 5, 2005**

(54) **RATTAN PLANT CADDY**

(76) **Inventor:** **Kathleen R. Sellers**, 3594 S. Ocean Blvd., #301, Highland Beach, FL (US) 33487

(**) **Term:** **14 Years**

(21) **Appl. No.:** **29/201,262**

(22) **Filed:** **Mar. 12, 2004**

(51) **LOC (7) Cl.** **06-04**

(52) **U.S. Cl.** **D6/403**

(58) **Field of Search** D6/403-405, 556; D7/388, 409; D11/143, 144, 152-154; D3/306; 248/27.8; 47/39, 40, 65.5, 66.6, 67; 206/423; 211/85.23, 85.31; 217/122; 223/107

(56) **References Cited**

U.S. PATENT DOCUMENTS

72,770	A	*	12/1867	Woods et al.	211/85.31
799,405	A	*	9/1905	Ryan	217/122
2,675,949	A	*	4/1954	Severson	223/107
D216,270	S	*	12/1969	Beckman	D7/388
D304,121	S	*	10/1989	Gabayno	D3/306
D481,885	S	*	11/2003	Sellers	D6/403

* cited by examiner

Primary Examiner—Mimosa De

(74) *Attorney, Agent, or Firm*—Malin, Haley & DiMaggio, P.A.


(57) **CLAIM**

The ornamental design for a rattan plant caddy, as shown and described.

DESCRIPTION

FIG. 1 is a perspective view of a rattan plant caddy, in accordance with my new design;
 FIG. 2 is a top plan view of the rattan plant caddy of FIG. 1;
 FIG. 3 is a first bottom plan view of the rattan plant caddy of FIG. 1;
 FIG. 4 is a second bottom plan view of the rattan plant caddy of FIG. 1 with the framework rotated in an alternate position than that shown in FIG. 3;
 FIG. 5 is a bottom plan view of a plant saucer for the rattan plant caddy of FIG.1, shown separately from the framework for ease of illustration;
 FIG. 6 is a top plan view of a framework of the rattan plant caddy of FIG. 1, shown separately from the rattan saucer for ease of illustration; and,
 FIG. 7 is a bottom plan view of the framework of the rattan plant caddy of FIG. 6.

1 Claim, 7 Drawing Sheets






Figure 1




Figure 2

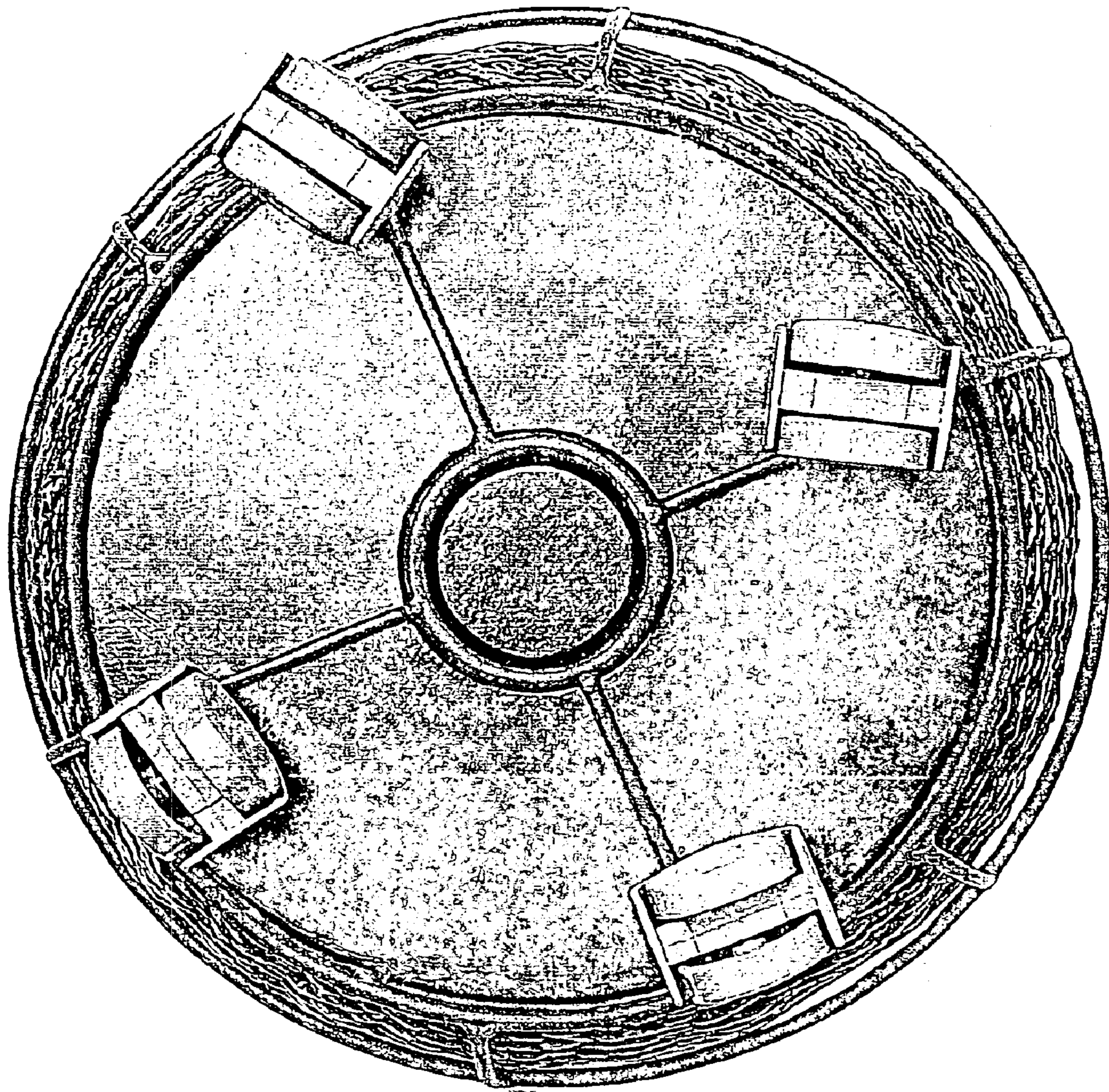


Figure 3




Figure 4




Figure 5

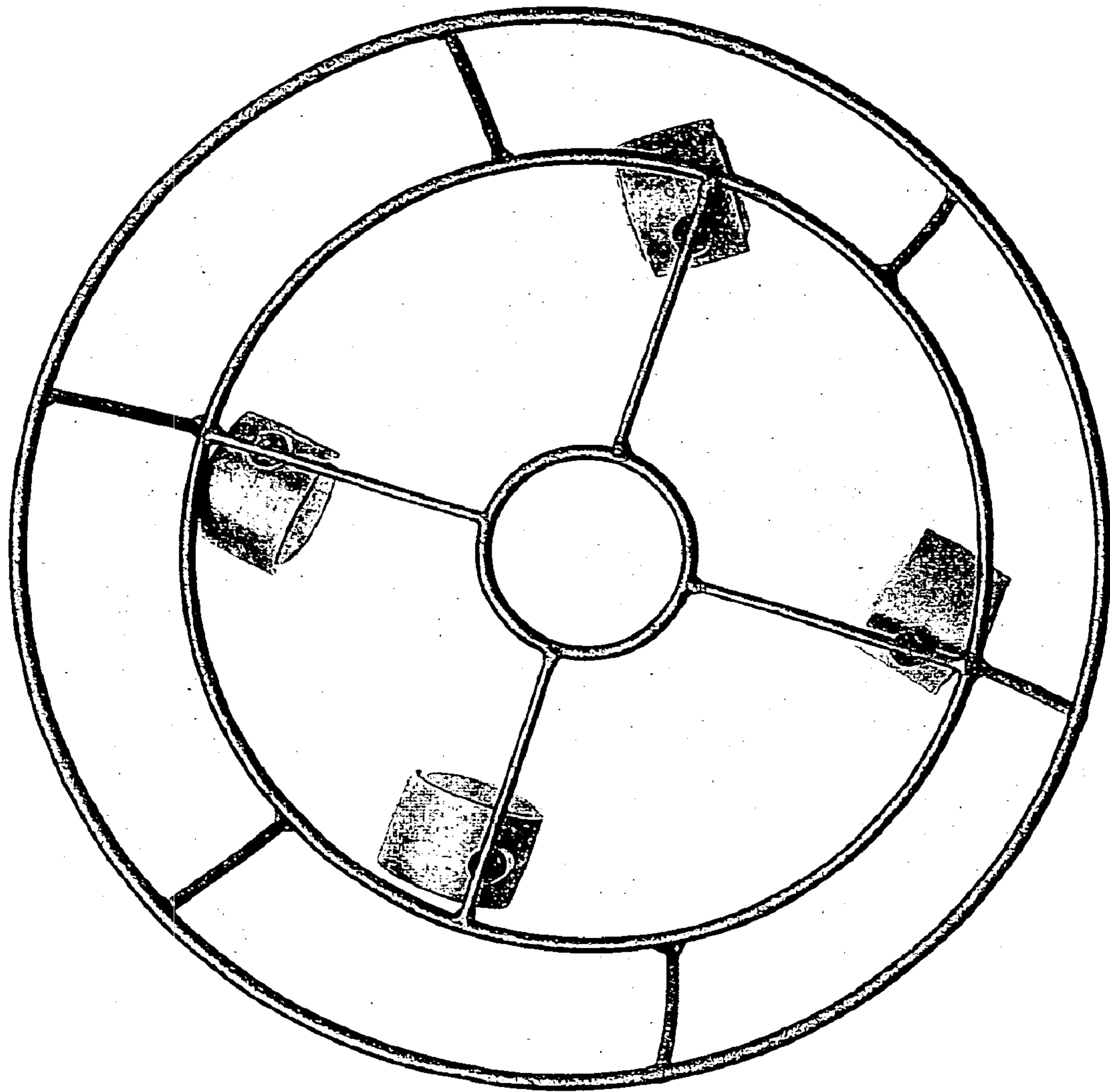


Figure 6

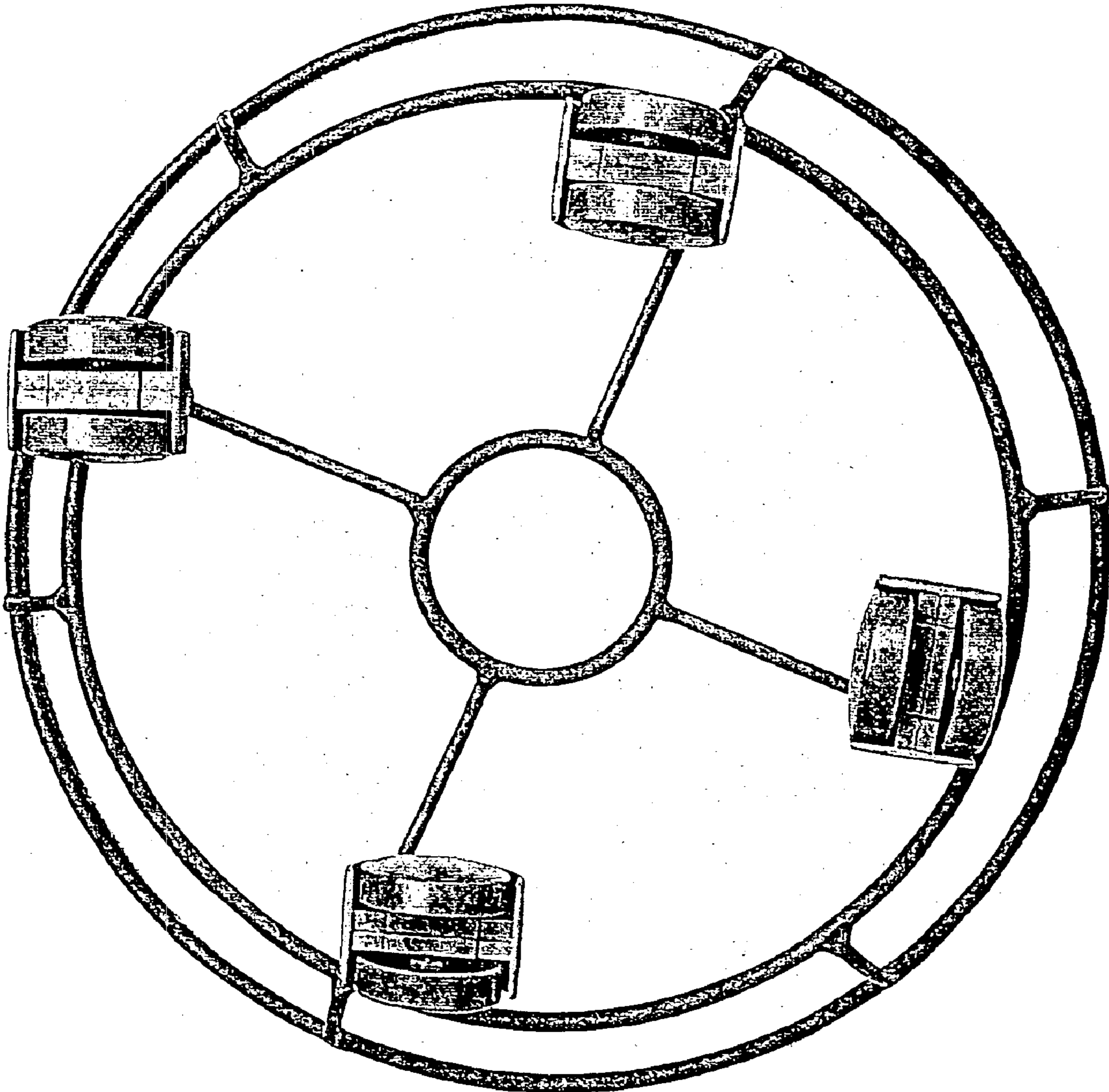


Figure 7