

US00D503545S

(12) **United States Design Patent**
Gosselin et al.

(10) **Patent No.:** **US D503,545 S**

(45) **Date of Patent:** **** Apr. 5, 2005**

(54) **HANGER**

(75) Inventors: **Yves Gosselin**, Lachenaie (CA);
Richard Lalonde, Mascouche (CA)

(73) Assignee: **Effigi Inc.**, Laval (CA)

(**) Term: **14 Years**

(21) Appl. No.: **29/206,100**

(22) Filed: **May 25, 2004**

(30) **Foreign Application Priority Data**

Mar. 19, 2004 (CA) 106299

(51) **LOC (7) Cl.** **06-08**

(52) **U.S. Cl.** **D6/326**

(58) **Field of Search** D6/326, 315, 317,
D6/318; 211/113; 223/85, 91-93, 95-96

(56) **References Cited**

U.S. PATENT DOCUMENTS

D296,847 S * 7/1988 Kawalek D6/326
4,871,097 A * 10/1989 Blanchard et al. 223/85

D334,846 S * 4/1993 Blanchard D6/317
D429,898 S * 8/2000 Morgan et al. D6/326
6,241,133 B1 * 6/2001 Morgan et al. 223/96
D449,743 S * 10/2001 Morgan D6/326
D449,937 S * 11/2001 Zuckerman D6/318

* cited by examiner

Primary Examiner—Stella Reid

Assistant Examiner—Shanda C. Hill

(74) *Attorney, Agent, or Firm*—Darby & Darby

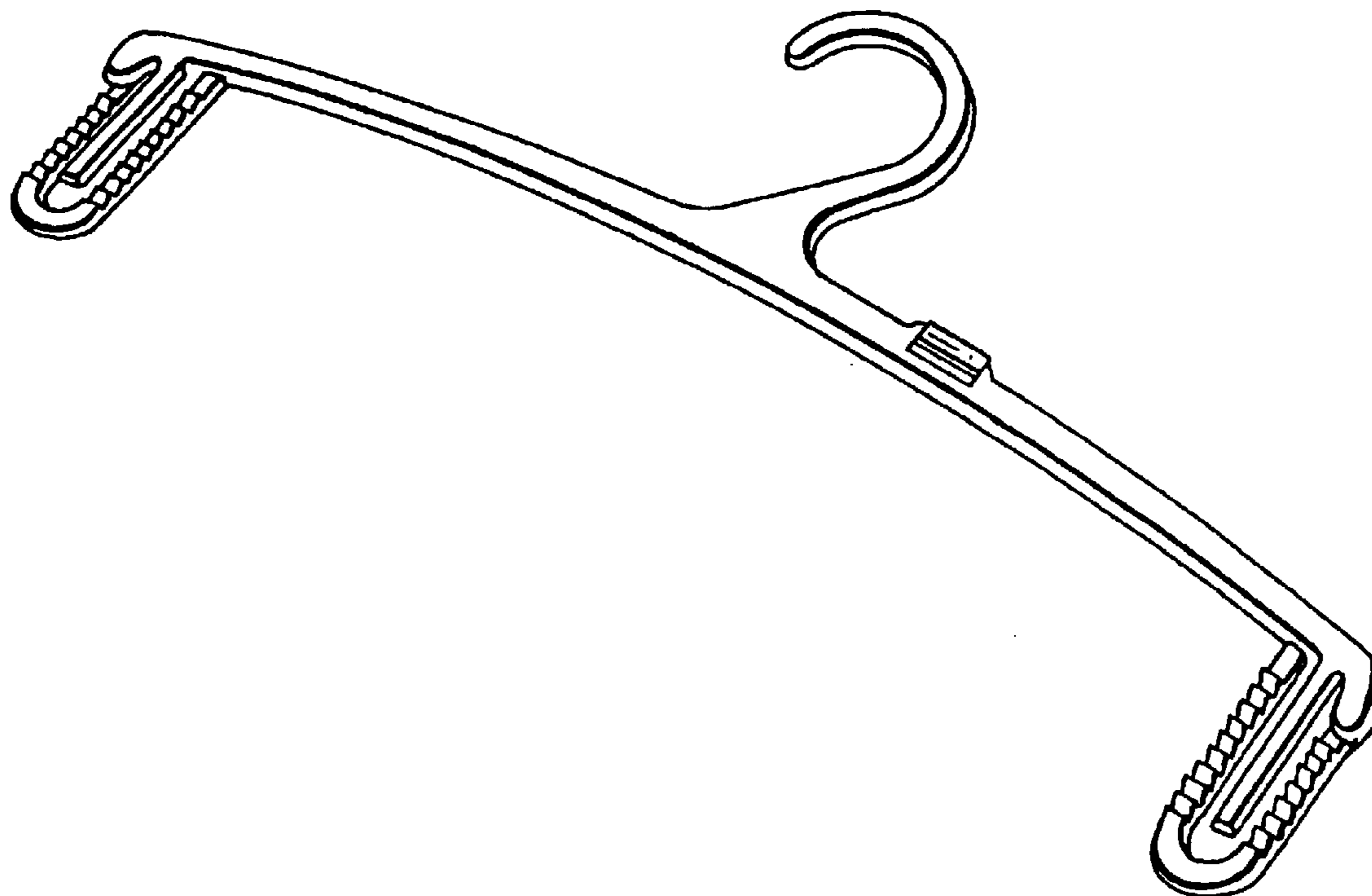
(57) **CLAIM**

The ornamental design for a hanger, as shown and described.

DESCRIPTION

FIG. 1 is a front perspective view of the hanger.
FIG. 2 is a back perspective view of the hanger of FIG. 1.
FIG. 3 is a front view of the hanger FIG. 1.
FIG. 4 is a back view of the hanger of FIG. 1.
FIG. 5 is a top view of the hanger of FIG. 1.
FIG. 6 is a bottom view of the hanger of FIG. 1.
FIG. 7 is a left side view of the hanger of FIG. 1; and,
FIG. 8 is a right side view of the hanger of FIG. 1.

1 Claim, 6 Drawing Sheets



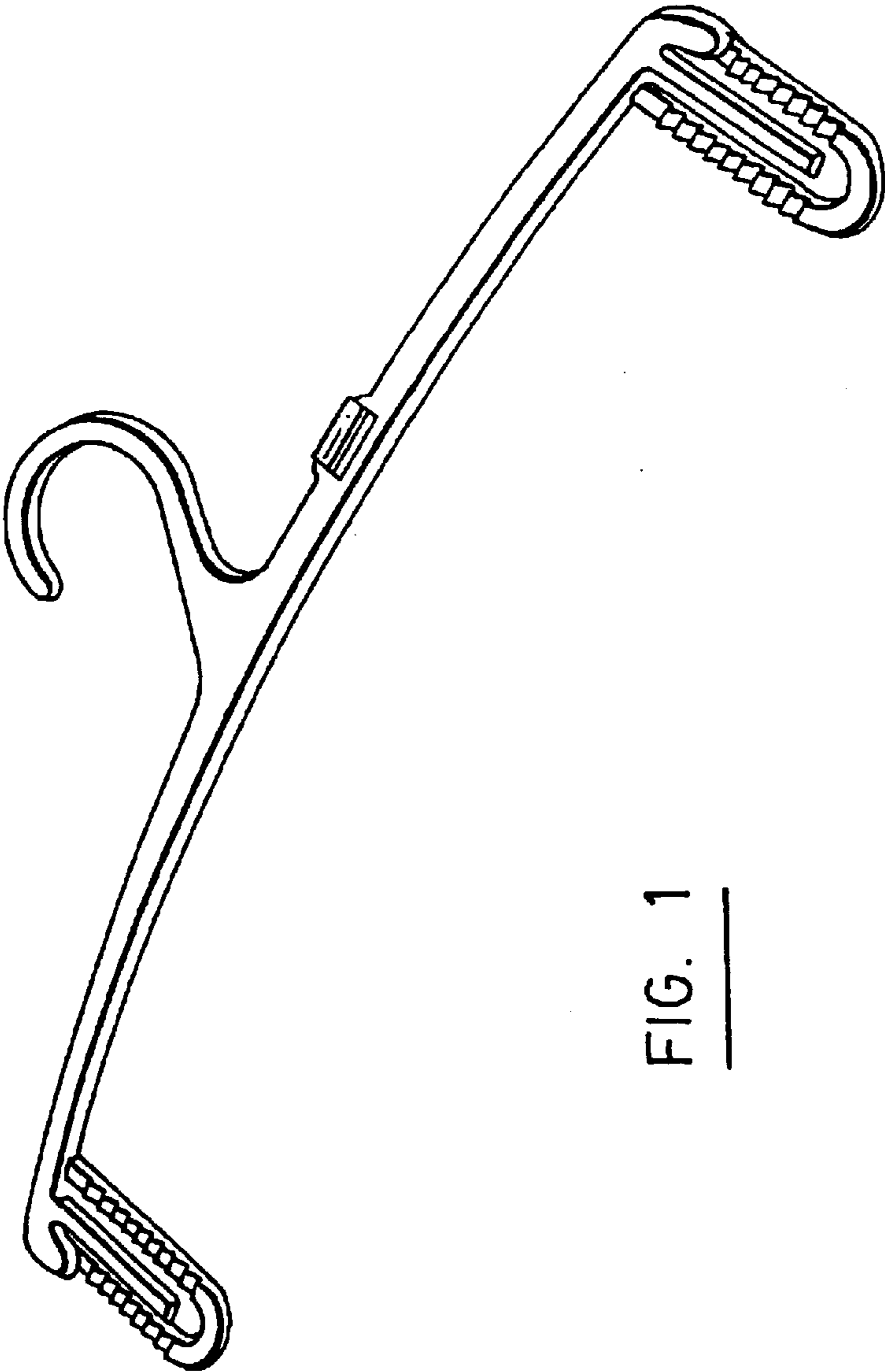


FIG. 1

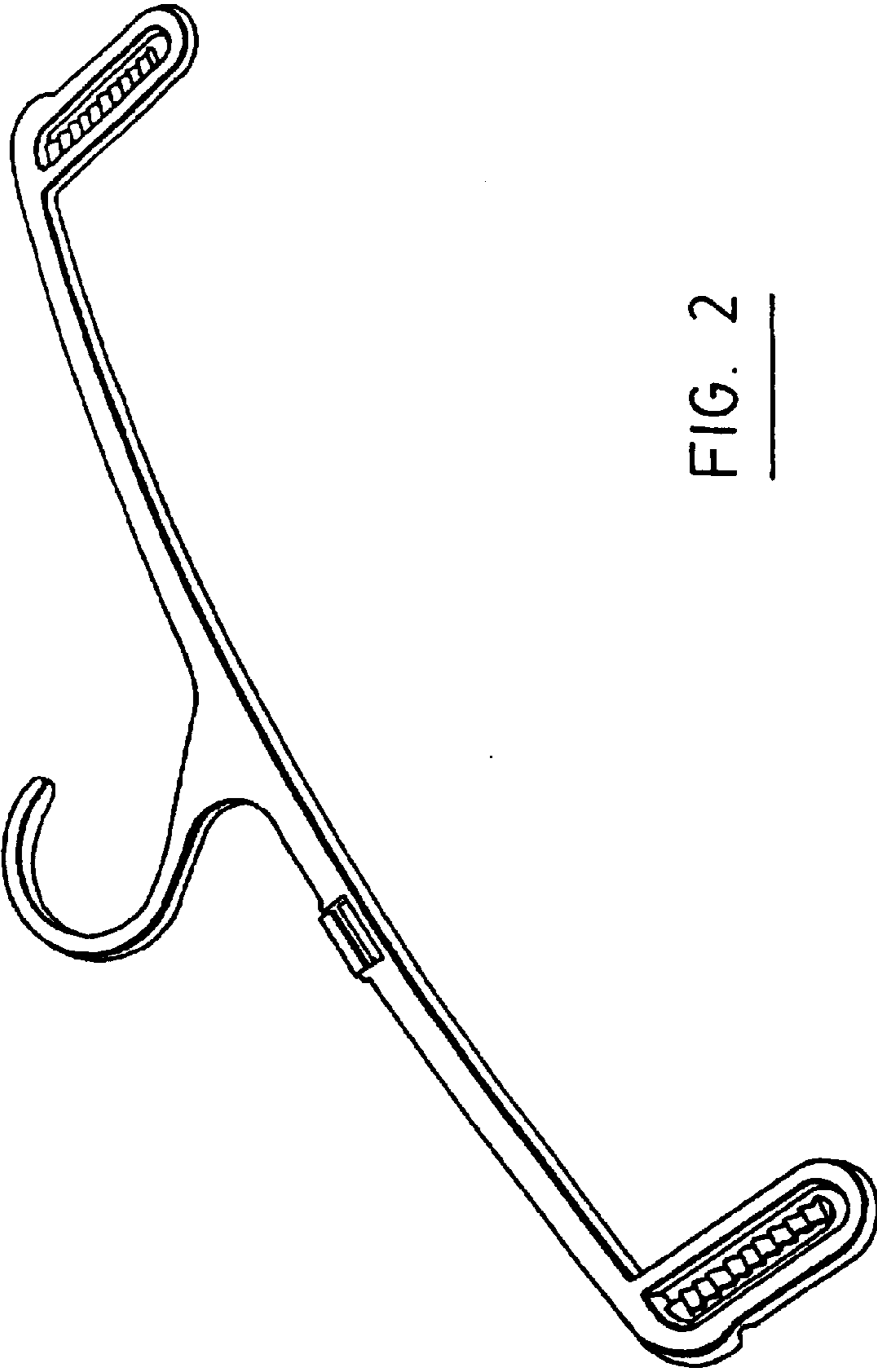


FIG. 2

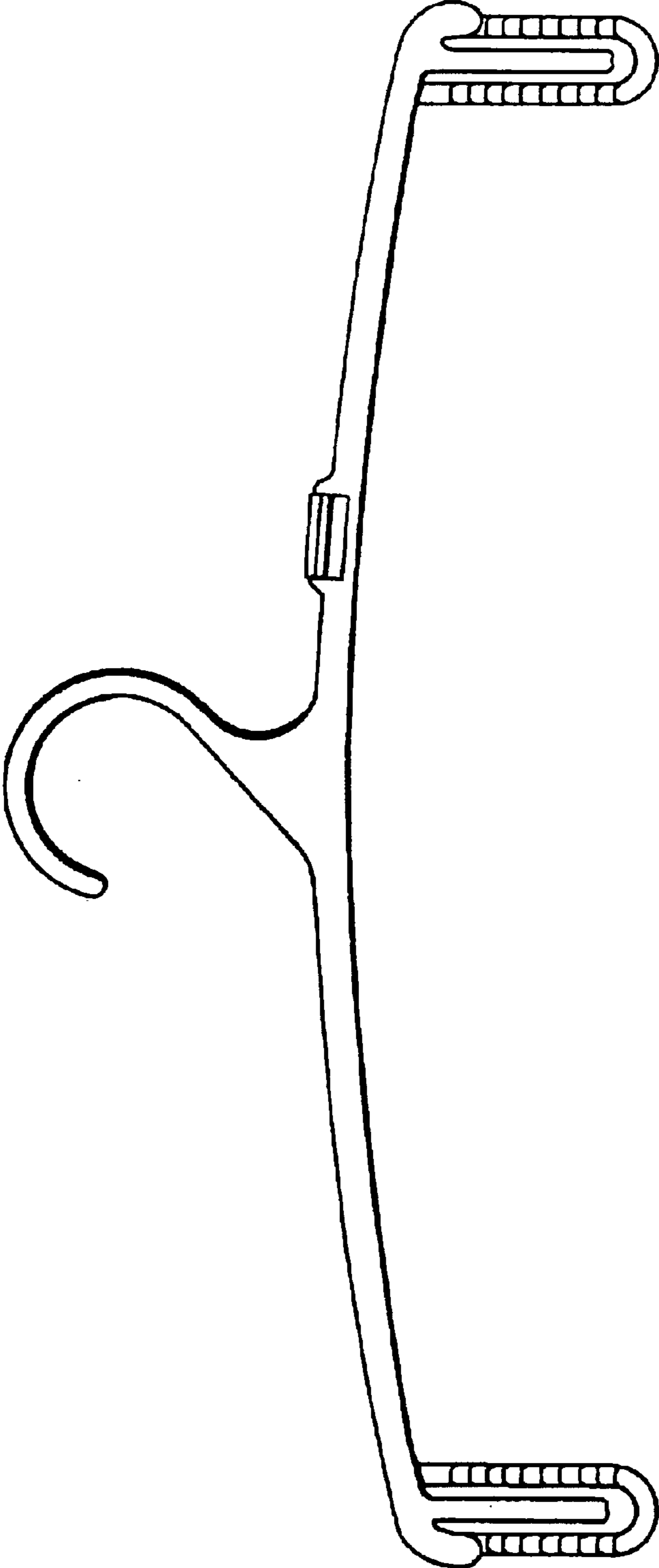


FIG. 3

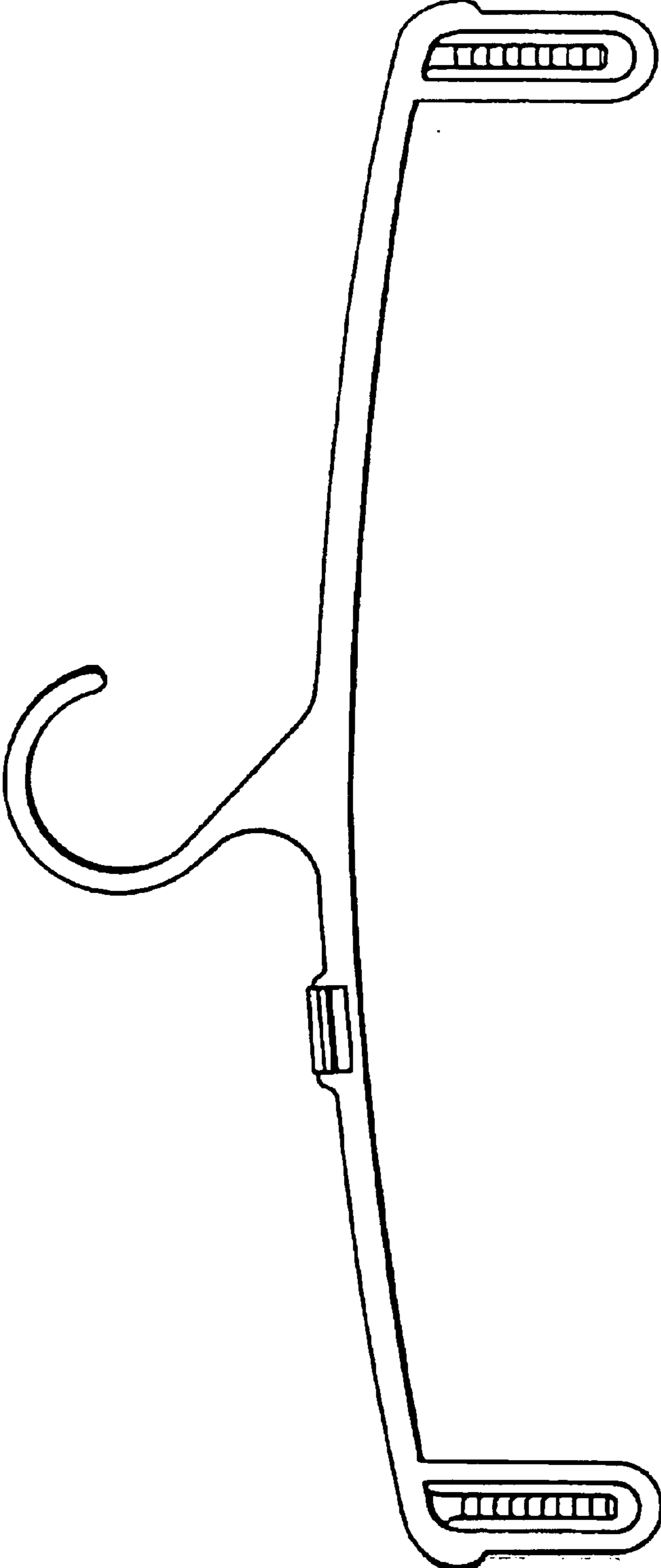


FIG. 4



FIG. 5

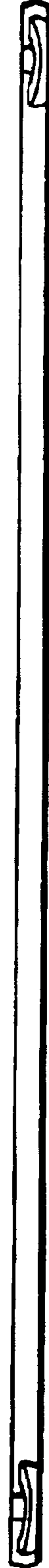


FIG. 6



FIG. 8



FIG. 7