

US00D503536S

(12) **United States Design Patent**  
**Rada et al.**

(10) **Patent No.: US D503,536 S**  
(45) **Date of Patent: \*\* Apr. 5, 2005**

(54) **UPRIGHT LUGGAGE HAVING SIDE ACCESS COMPARTMENT**

(75) Inventors: **Georgene Rada**, East Northport, NY (US); **Jason Drew**, Port Jefferson, NY (US); **Richard J. Krulik**, Dix Hills, NY (US)

(73) Assignee: **Briggs & Riley Travelware LLC**, Hauppauge, NY (US)

(\*\*) Term: **14 Years**

(21) Appl. No.: **29/197,936**

(22) Filed: **Jan. 21, 2004**

**Related U.S. Application Data**

(62) Division of application No. 29/173,260, filed on Dec. 24, 2002, now Pat. No. Des. 493,283.

(51) **LOC (7) Cl.** ..... **03-01**

(52) **U.S. Cl.** ..... **D3/321; D3/279**

(58) **Field of Search** ..... D3/273, 276, 279, D3/281, 282, 283, 284, 285, 287, 289, 321, 318, 322; 190/18 A, 100, 109, 111, 112, 113, 114, 115

(56) **References Cited**

**U.S. PATENT DOCUMENTS**

D352,395 S \* 11/1994 King ..... D3/279  
D374,773 S \* 10/1996 Domotor ..... D3/279  
D374,987 S \* 10/1996 Hughes ..... D3/279  
D383,604 S \* 9/1997 King et al. .... D3/279

D394,551 S \* 5/1998 Decoster ..... D3/283  
D395,361 S \* 6/1998 Zions et al. .... D3/279  
6,076,641 A \* 6/2000 Kinzer et al. .... 190/18 A  
D440,764 S \* 4/2001 Cheng ..... D3/279  
D444,946 S \* 7/2001 Klamm ..... D3/279  
D463,663 S \* 10/2002 Magana ..... D3/279  
D465,085 S \* 11/2002 Chen ..... D3/279

\* cited by examiner

*Primary Examiner*—Philip S. Hyder

(74) *Attorney, Agent, or Firm*—Abelman, Frayne & Schwab

(57) **CLAIM**

The ornamental design for an upright luggage having side access compartment, as shown and described.

**DESCRIPTION**

FIG. 1 is a top, front and left side perspective view with parts shown in dash lines for environmental purposes, of our new design for upright luggage having side access compartment; FIG. 2 is a right side elevational view thereof; FIG. 3 is a top plan view thereof; FIG. 4 is a bottom plan view thereof; and, FIG. 5 is a top perspective view of the upright luggage having side access compartment of FIG. 1 shown lying on its side, with the side access compartment in the fully opened condition with an exemplary lap top computer shown in dash lines and intended for storage in said compartment.

The broken line portions of the disclosure are for illustrative purposes only and form no part of the claimed design.

**1 Claim, 4 Drawing Sheets**

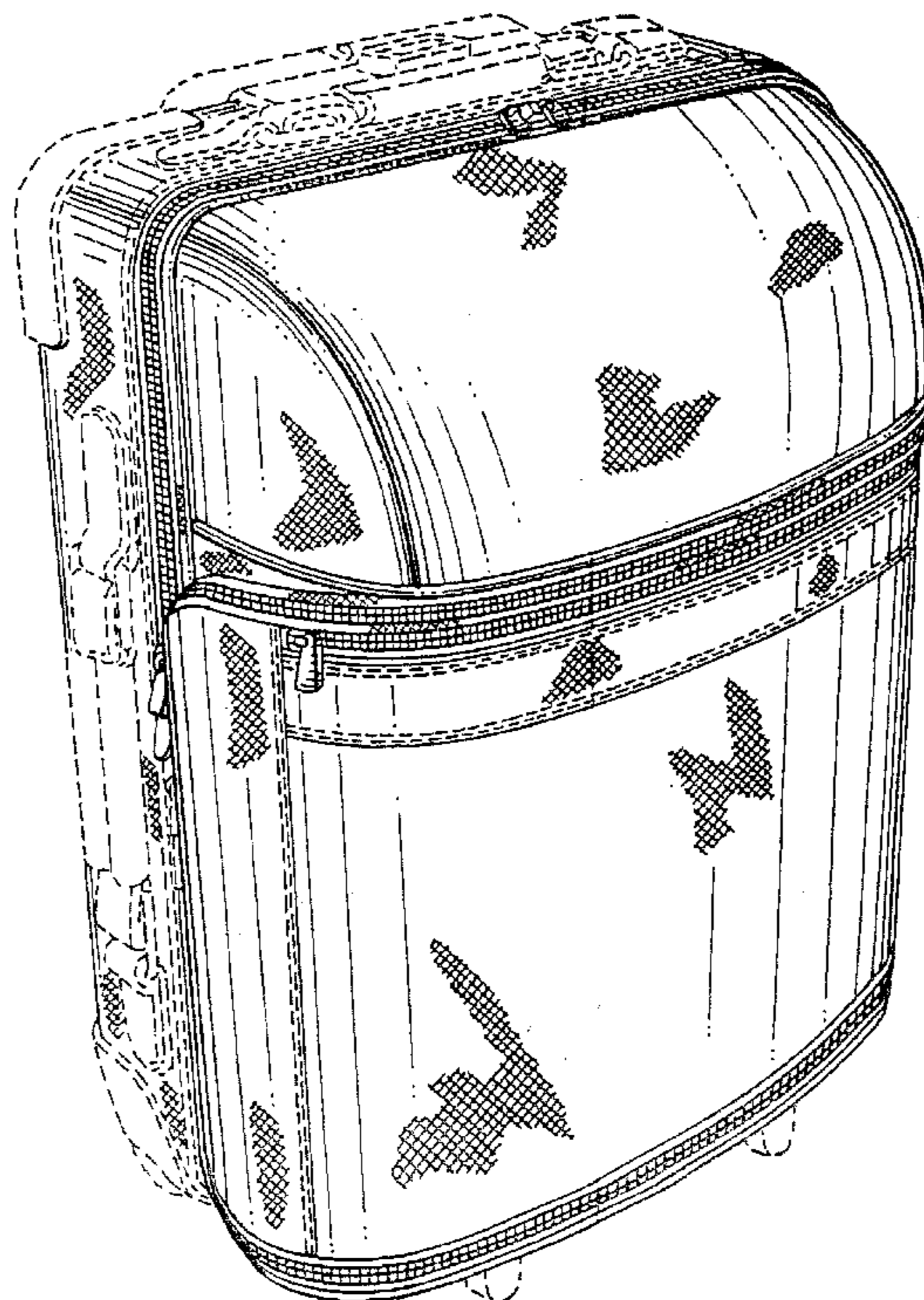


FIG. 1

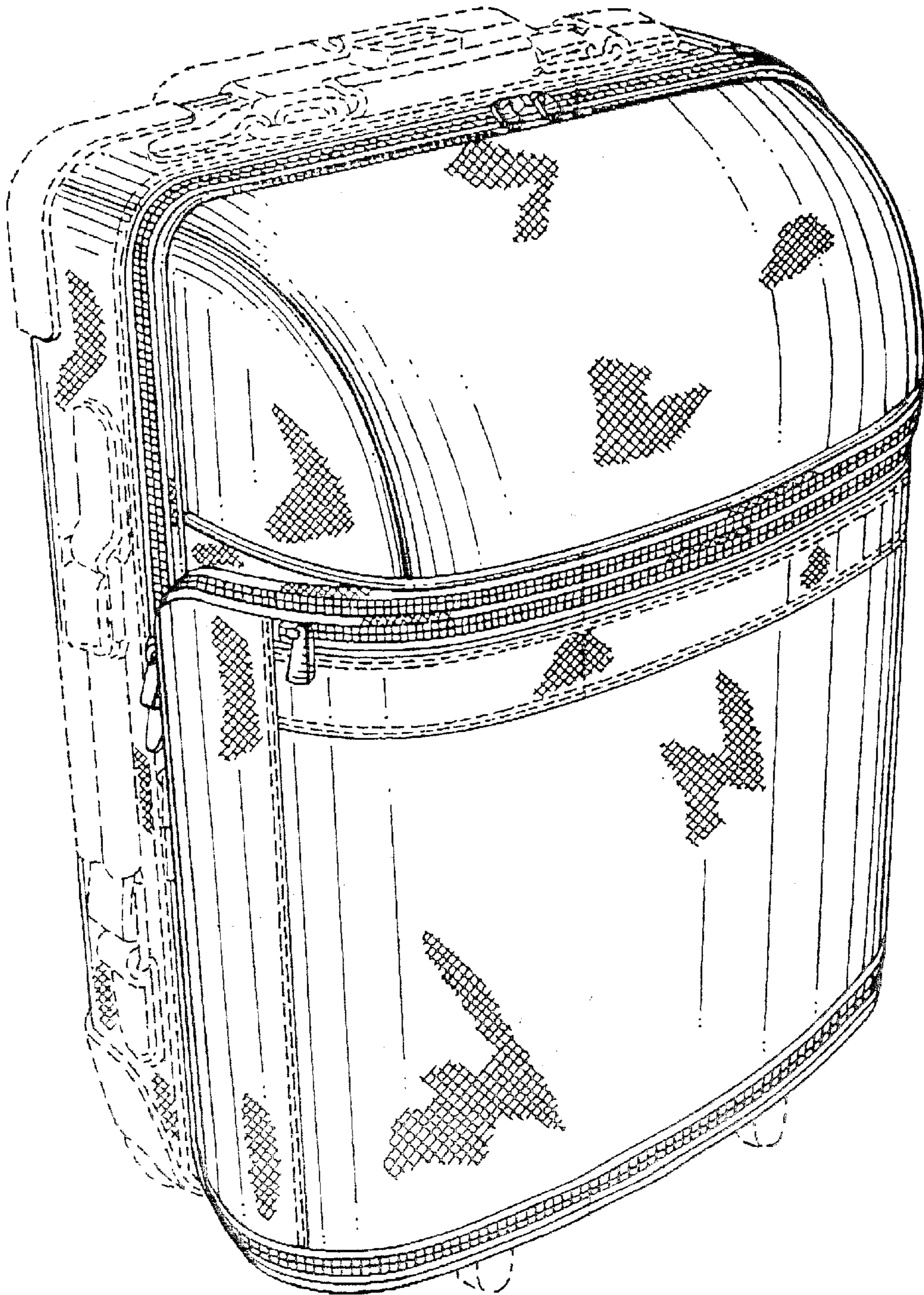


FIG. 2

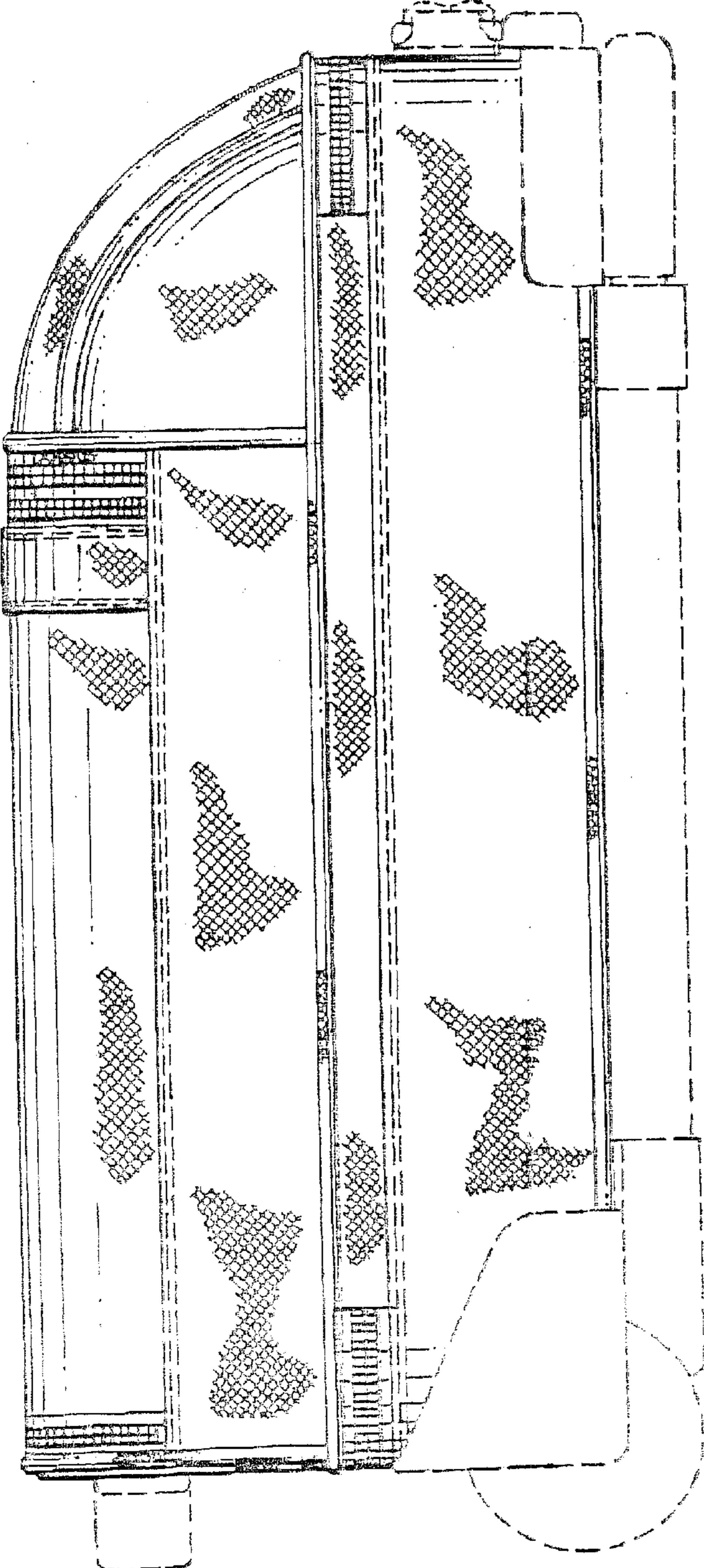


FIG. 3

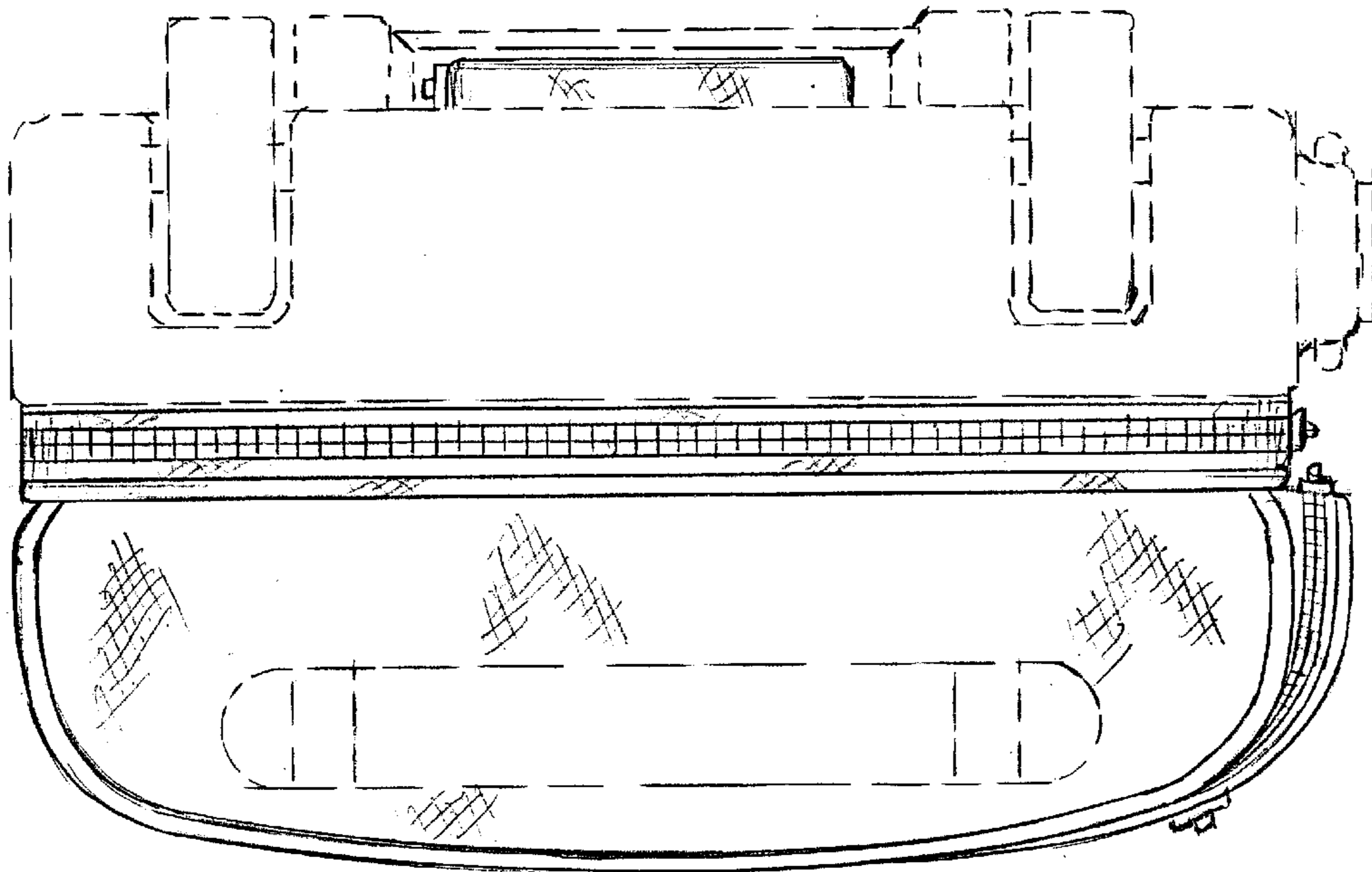
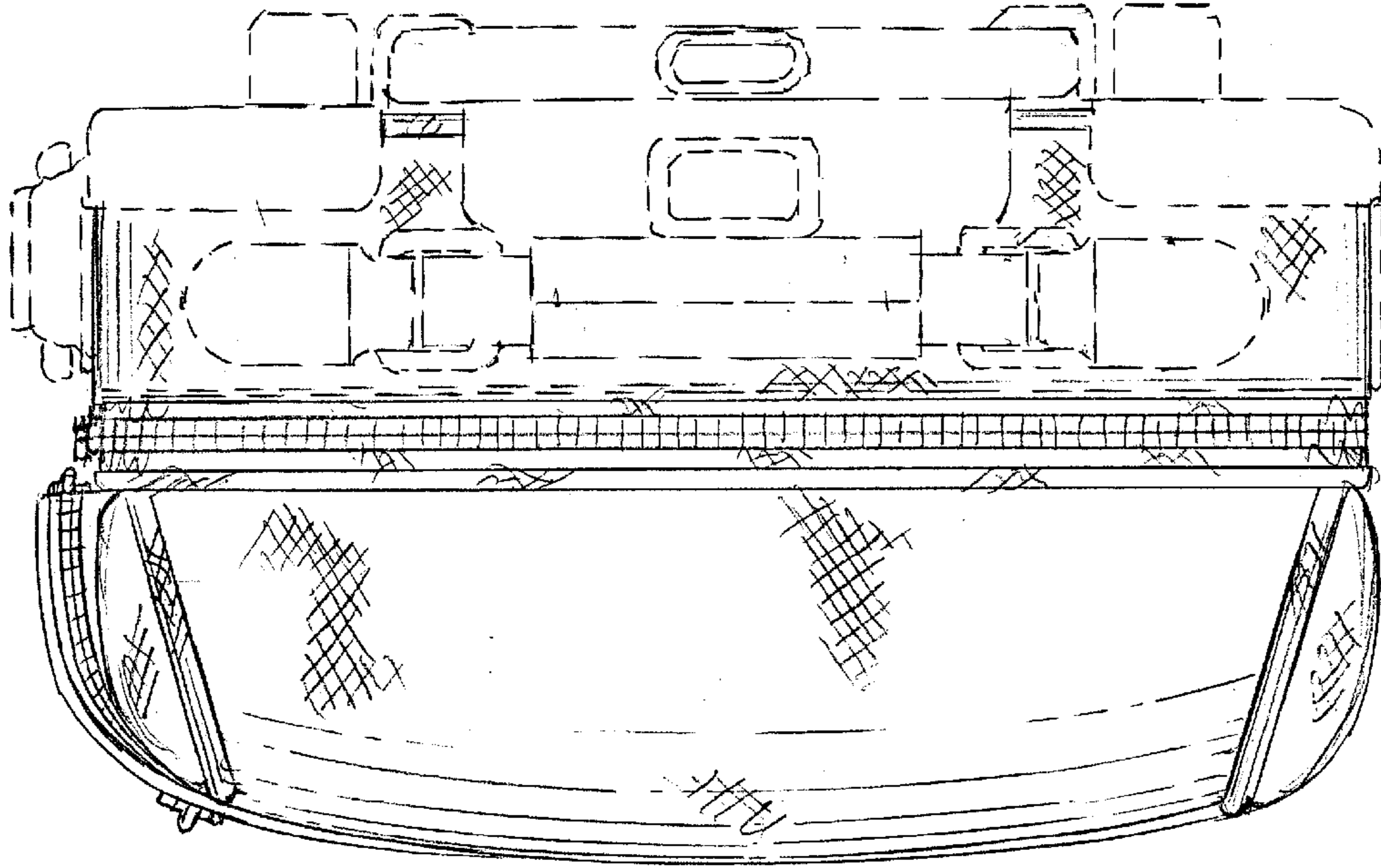


FIG. 4

FIG. 5

