

US00D503535S

(12) **United States Design Patent**  
**Kraft**

(10) **Patent No.:** **US D503,535 S**

(45) **Date of Patent:** **\*\* Apr. 5, 2005**

(54) **DOCUMENT HOLDER**

(76) Inventor: **Marcie B. Kraft**, 5308 Derry Ave.,  
Suite L-202, Agoura Hills, CA (US)  
91301

(\*\*) Term: **14 Years**

(21) Appl. No.: **29/190,243**

(22) Filed: **Sep. 17, 2003**

(51) **LOC (7) Cl.** ..... **03-01**

(52) **U.S. Cl.** ..... **D3/299; D3/227**

(58) **Field of Search** ..... **D3/227, 230, 250,**  
**D3/273, 299, 303; 150/131, 132, 145, 147,**  
**149**

D380,606 S	7/1997	Chen	.....	D3/226
5,743,449 A	4/1998	McBride	.....	224/191
6,108,957 A	8/2000	Zapawa	.....	40/654.01
6,123,240 A	9/2000	Fowles et al.	.....	224/600
D433,565 S	11/2000	Kojoori	.....	D3/249
6,427,836 B1	8/2002	Bolanos	.....	206/449
D463,665 S	10/2002	Sloot	.....	D3/303
D468,903 S	1/2003	Ward	.....	D3/227
D473,715 S	* 4/2003	Moldovan	.....	D3/299

\* cited by examiner

*Primary Examiner*—Philip S. Hyder

(74) *Attorney, Agent, or Firm*—Richard S. Erbe

(57) **CLAIM**

The ornamental design for a document holder, as shown and described.

(56) **References Cited**

**U.S. PATENT DOCUMENTS**

D202,229 S	9/1965	Tauber	.....	D3/227
D205,948 S	10/1966	Tauber	.....	D3/227
3,355,826 A	12/1967	Klein et al.	.....	40/1.5
D219,687 S	1/1971	Tauber	.....	D3/226
3,657,834 A	4/1972	Tauber	.....	40/1.5
D249,186 S	* 8/1978	Siegel	.....	D3/243
D252,355 S	7/1979	Uber	.....	D3/230
4,259,797 A	4/1981	Belser	.....	40/1.5
D261,077 S	10/1981	Loomis	.....	D3/230
4,305,215 A	12/1981	Smith	.....	40/1.5
D263,095 S	* 2/1982	Wajs et al.	.....	D3/299
D264,895 S	* 6/1982	Hoefert	.....	D3/303
4,388,770 A	6/1983	Manor	.....	40/1.6
D271,985 S	12/1983	Belser	.....	D20/27
4,570,688 A	2/1986	Williams	.....	150/134
D288,624 S	* 3/1987	Hoard	.....	D3/206
4,795,069 A	1/1989	Ferrill	.....	224/202
D323,744 S	* 2/1992	Casale	.....	D3/230
5,178,311 A	1/1993	McBride	.....	224/191
D344,015 S	2/1994	Jacobson	.....	D9/305
5,388,739 A	2/1995	Gargan	.....	224/202
D358,475 S	5/1995	Choksi et al.	.....	D3/203
D365,204 S	12/1995	Chen	.....	D3/215

**DESCRIPTION**

FIG. 1 is a front elevational view of my document holder with the top flap closed covering the top part of the upper pocket.

FIG. 2 is a rear elevational view of my document holder with the top flap closed.

FIG. 3 is a right side elevational view of my document holder with the top flap closed.

FIG. 4 is a left side elevational view of my document holder with the top flap closed.

FIG. 5 is a top view of my document holder with the top flap closed.

FIG. 6 is a bottom view of my document holder with the top flap closed.

FIG. 7 is a front elevational view of my document holder with the top flap open; and,

FIG. 8 is a perspective view of my document holder with the top flap closed.

The dashed lines indicate stitching.

The patches of cross-hatching are meant to represent a texture that continues throughout the surface.

**1 Claim, 2 Drawing Sheets**




FIG. 5

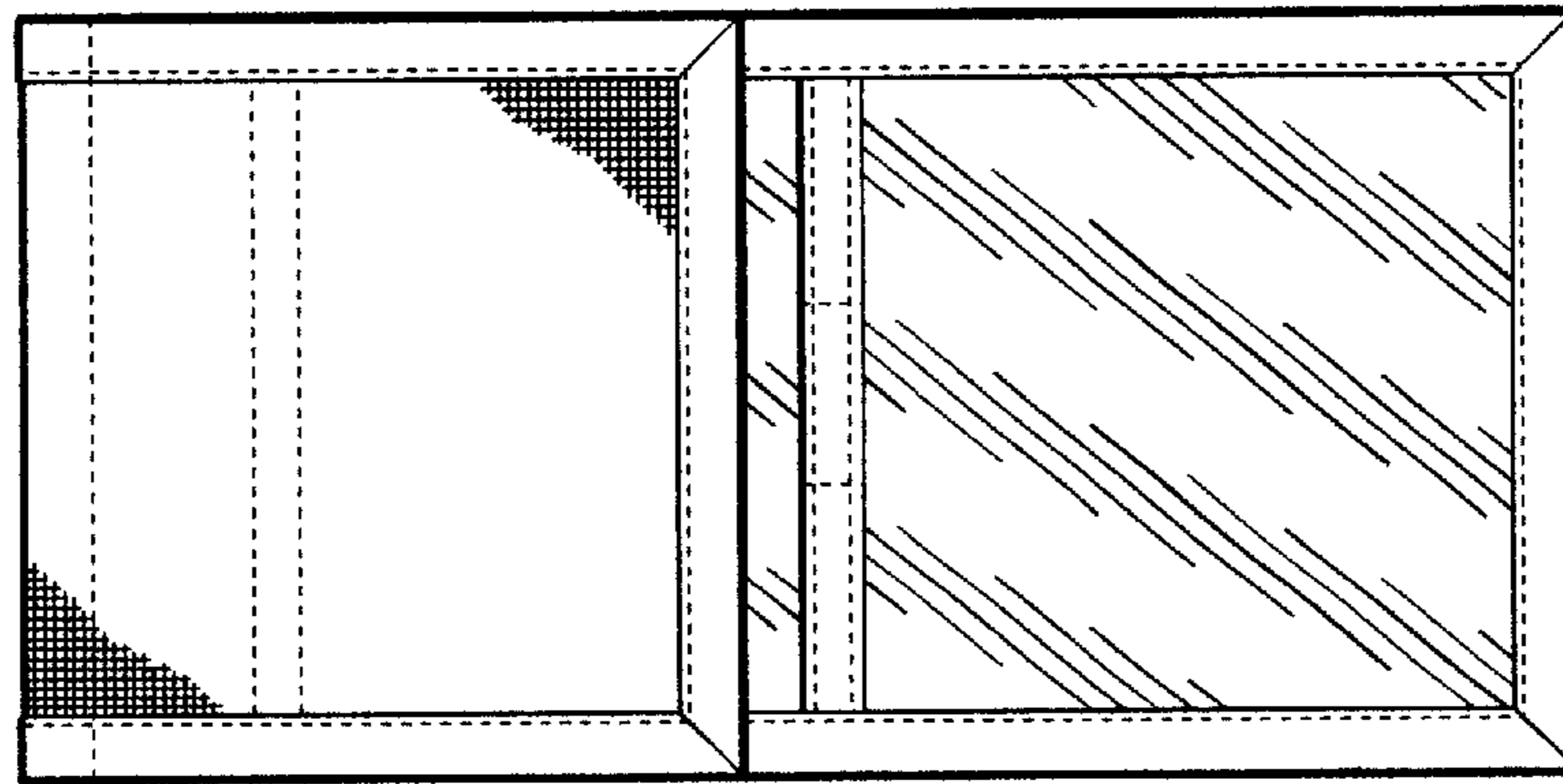


FIG. 1

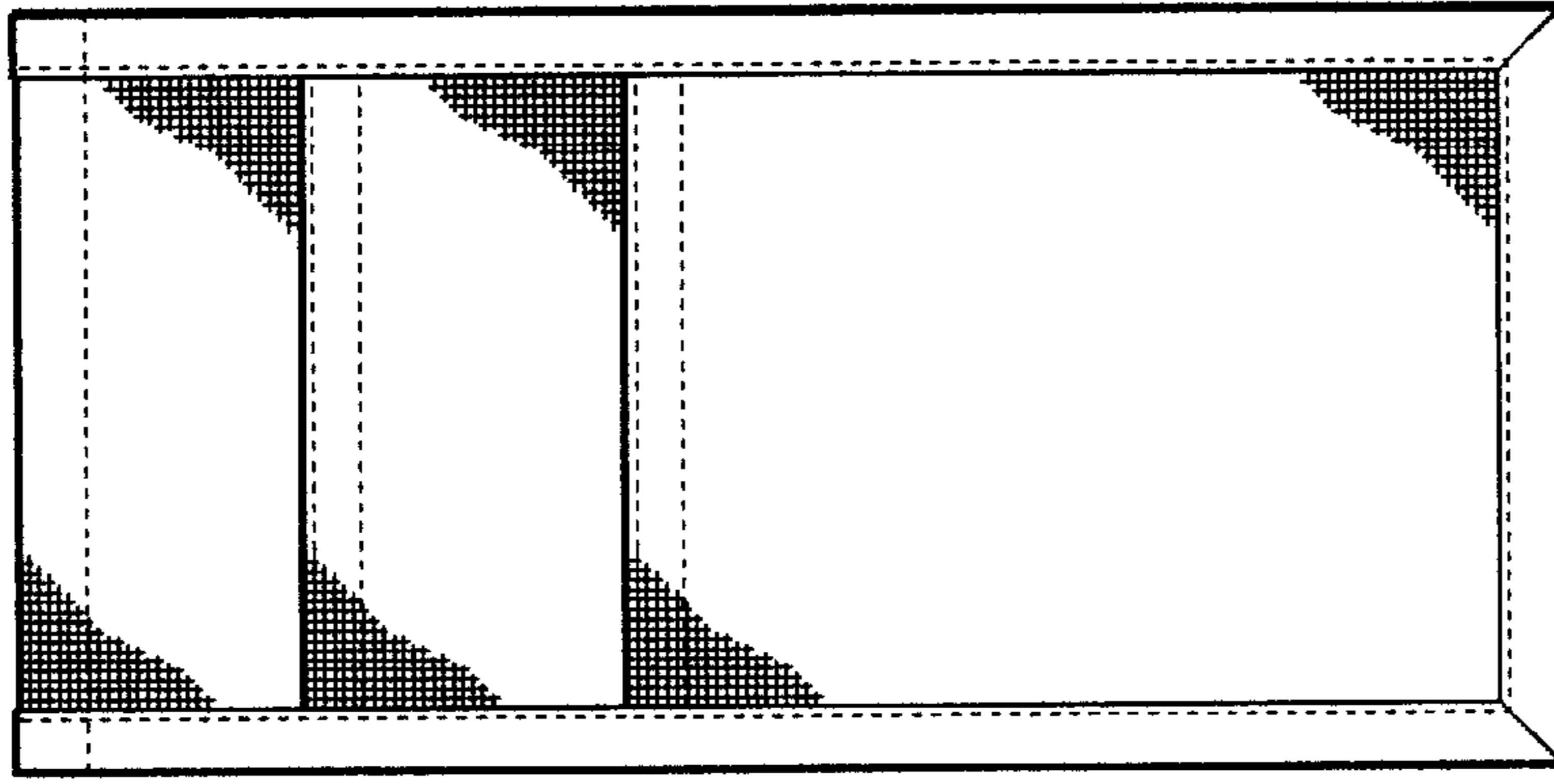


FIG. 2

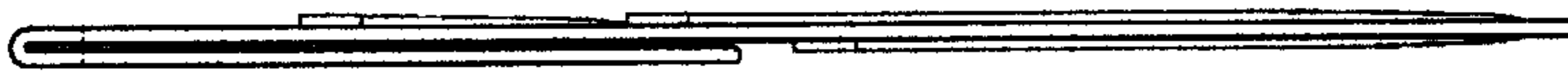


FIG. 3




FIG. 4



FIG. 6

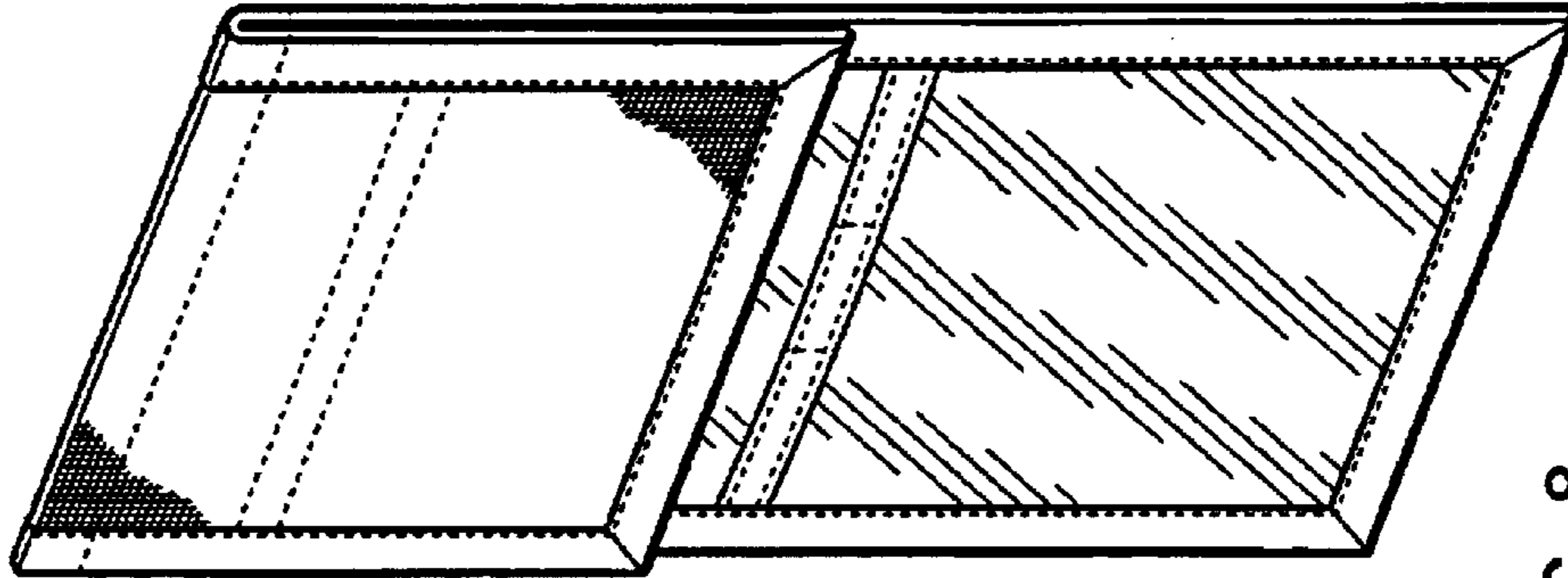


FIG. 8

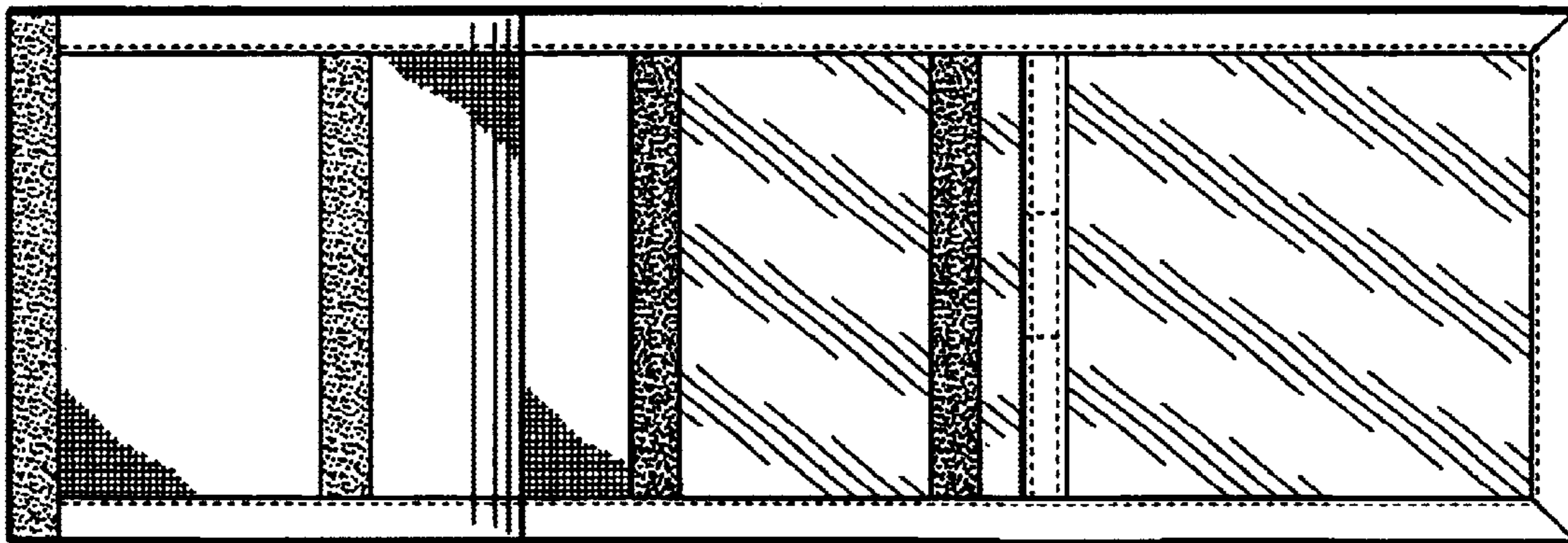


FIG. 7