

US00D503533S

(12) **United States Design Patent**  
**Cabey**

(10) **Patent No.:** **US D503,533 S**

(45) **Date of Patent:** **\*\* Apr. 5, 2005**

(54) **“QUENCHER FRIENDLY” WAISTPACK  
HOLDER WITH ADJUSTABLE WEB BELT**

D408,628 S \* 4/1999 Fusco ..... D3/226  
D426,058 S \* 6/2000 Gaines et al. .... D3/226  
D468,902 S \* 1/2003 Willows et al. .... D3/226

(75) **Inventor:** **Bernard Lewis Cabey**, 606 E. 239<sup>th</sup>  
St., #1, Bronx, NY (US) 10470

\* cited by examiner

(73) **Assignee:** **Bernard Lewis Cabey**, Bronx, NY  
(US)

*Primary Examiner*—Catherine R. Oliver

(74) *Attorney, Agent, or Firm*—Bernard Lewis Cabey

(\*\*) **Term:** **14 Years**

(57) **CLAIM**

I claim the ornamental design for the “quencher friendly”  
waistpack holder with adjustable web belt, as shown and  
described.

(21) **Appl. No.:** **29/178,955**

(22) **Filed:** **Apr. 2, 2003**

**DESCRIPTION**

(51) **LOC (7) Cl.** ..... **03-01**

FIG. 1 is a front elevation view of the quencher friendly  
waistpack holder with adjustable web belt showing my new  
design.

(52) **U.S. Cl.** ..... **D3/226**

FIG. 2 is a rear elevation view thereof;

(58) **Field of Search** ..... D3/226, 224, 215,  
D3/230, 232, 233; 224/904, 901, 240, 241,  
245, 269, 684

FIG. 3 is a top plan view thereof;

FIG. 4 is a bottom plan view thereof; and,

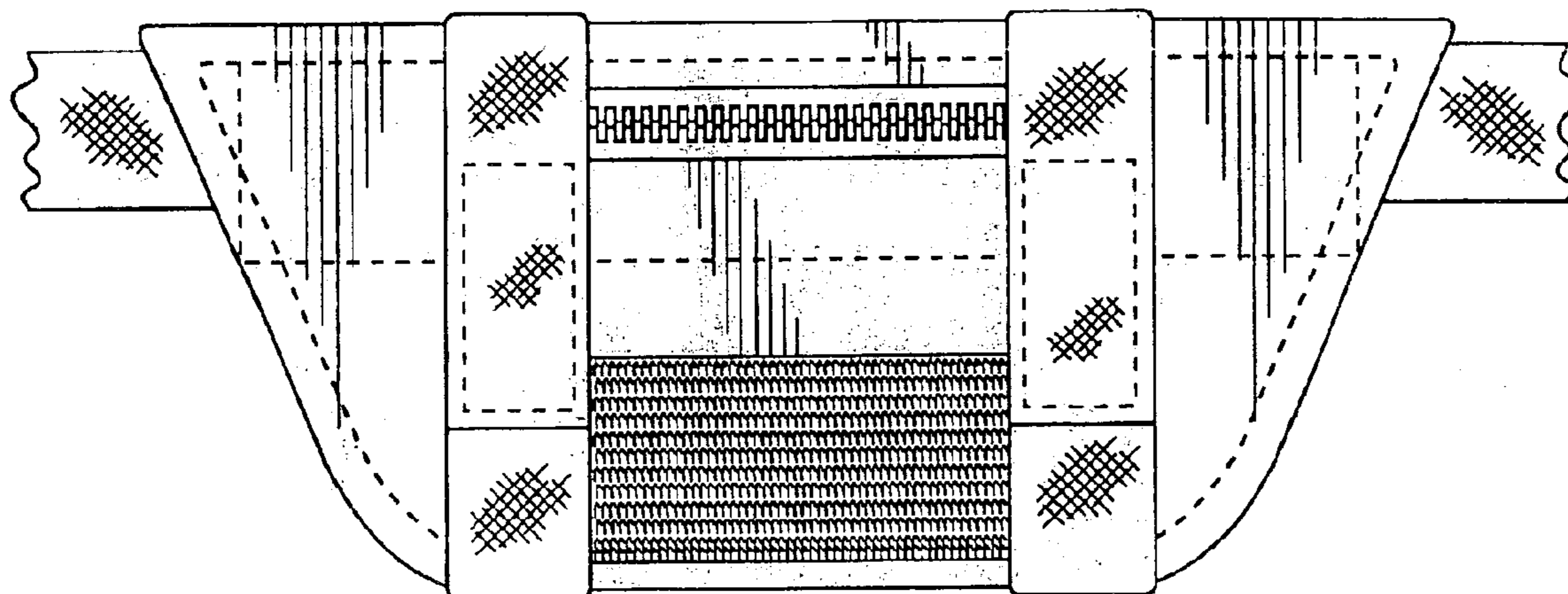
FIG. 5 is a side elevation view, with the opposite side being  
a mirror image.

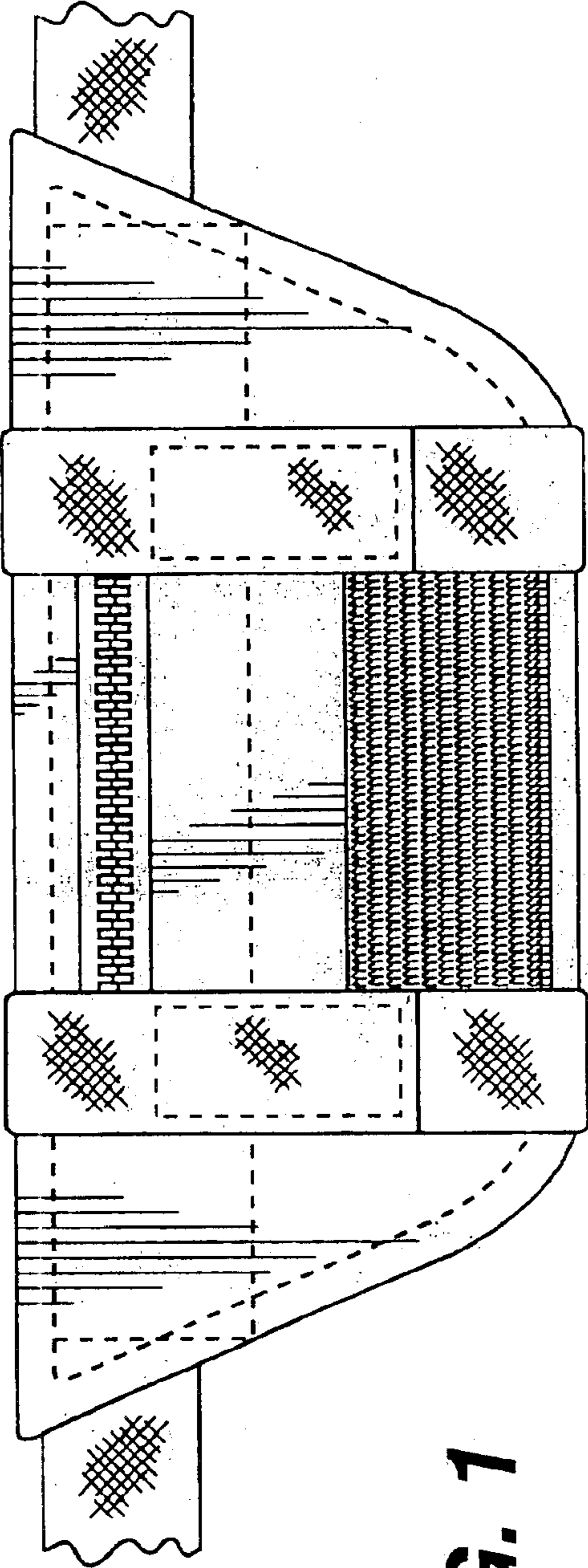
(56) **References Cited**

**U.S. PATENT DOCUMENTS**

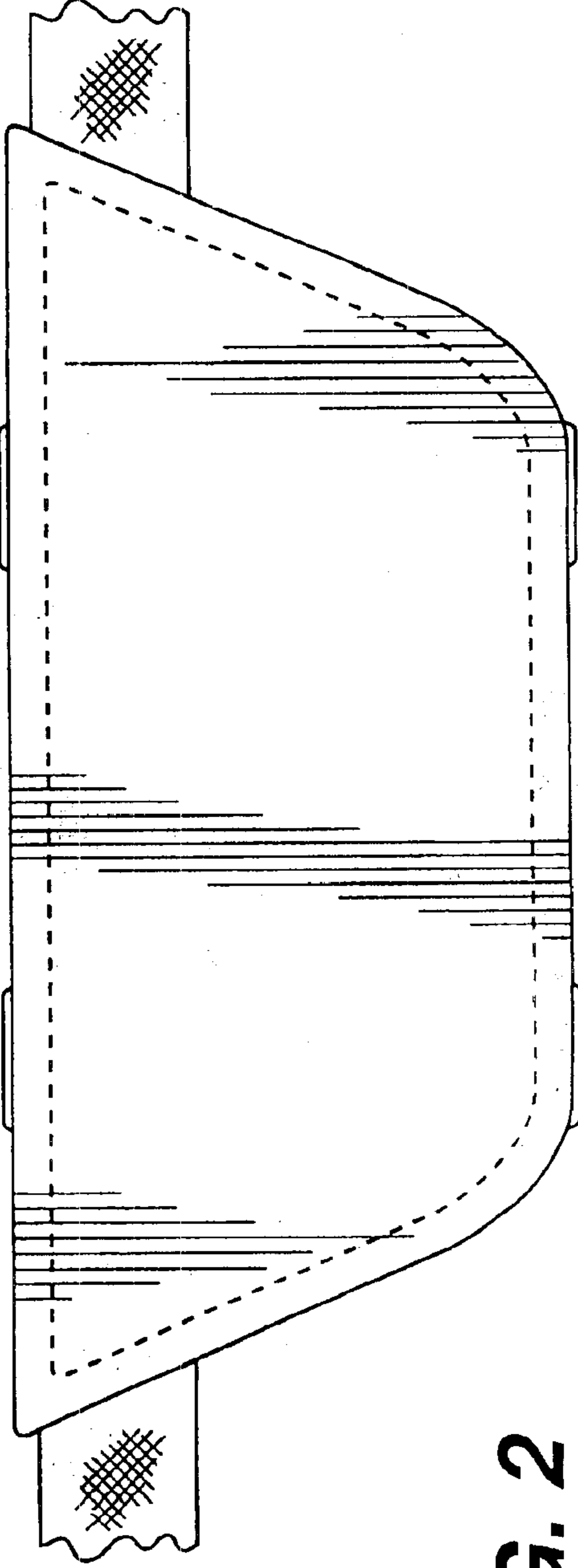
D406,455 S \* 3/1999 Wagner, II ..... D3/226

**1 Claim, 2 Drawing Sheets**

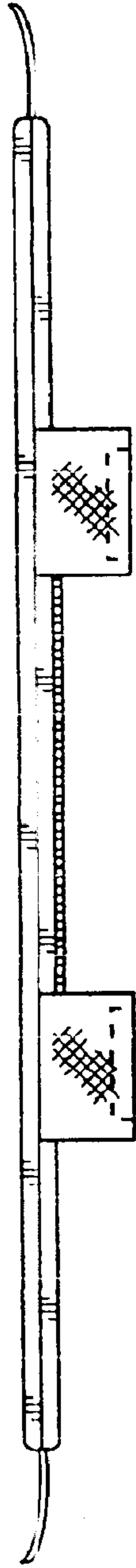




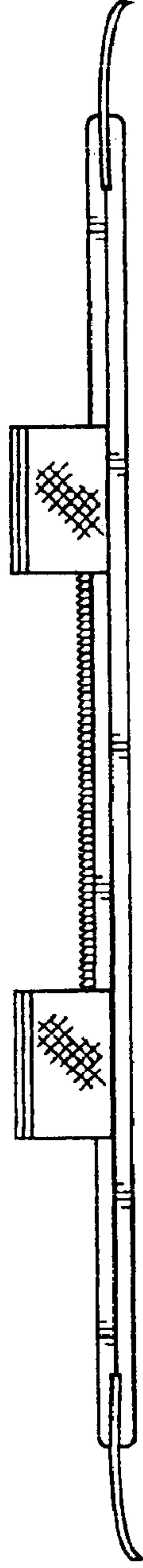
**FIG. 1**



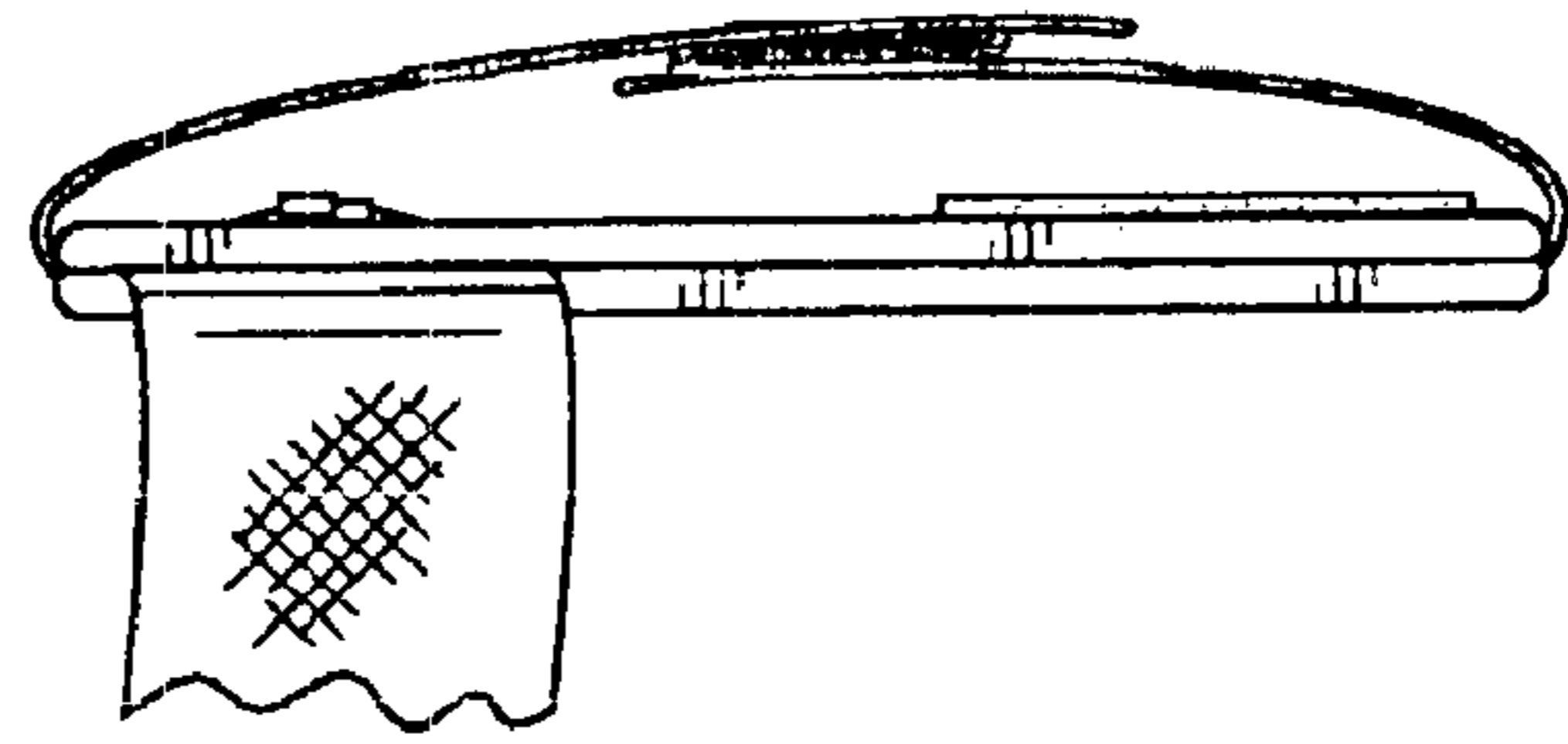
**FIG. 2**



**FIG. 3**



**FIG. 4**



**FIG. 5**