

US00D503532S

(12) **United States Design Patent** (10) **Patent No.:** **US D503,532 S**
Andre et al. (45) **Date of Patent:** **** Apr. 5, 2005**

(54) **ELECTRONIC DEVICE HOLDER**

(75) Inventors: **Bartley K. Andre**, Menlo Park, CA (US); **Daniel J. Coster**, San Francisco, CA (US); **Daniele De Iuliis**, San Francisco, CA (US); **Richard P. Howarth**, San Francisco, CA (US); **Jonathan P. Ive**, San Francisco, CA (US); **Duncan Robert Kerr**, San Francisco, CA (US); **Shin Nishibori**, San Francisco, CA (US); **Matthew Dean Rohrbach**, San Francisco, CA (US); **Douglas B. Satzger**, Menlo Park, CA (US); **Calvin Q. Seid**, Palo Alto, CA (US); **Christopher J. Stringer**, Pacifica, CA (US); **Eugene Anthony Whang**, San Francisco, CA (US)

(73) Assignee: **Apple Computer, Inc.**, Cupertino, CA (US)

(**) Term: **14 Years**

(21) Appl. No.: **29/196,833**

(22) Filed: **Jan. 5, 2004**

(51) **LOC (7) Cl.** **03-01**

(52) **U.S. Cl.** **D3/218**

(58) **Field of Search** D3/218, 215, 226, D3/224, 219; 224/236, 240, 242, 904; D14/248, 138, 218, 144

(56) **References Cited**

U.S. PATENT DOCUMENTS

D306,654 S	3/1990	Brown	D3/218
D345,646 S	4/1994	Knapp	D3/218
D373,241 S	9/1996	Chavez et al.	D3/218
D375,197 S	11/1996	Laherty	D3/218
D418,119 S	12/1999	Rowell	D14/114
D426,701 S	6/2000	Edwards et al.	D3/218

D431,250 S	9/2000	Richter	D14/447
D465,646 S	11/2002	Hendrickson	D3/218
D466,287 S	* 12/2002	Tanaka	D3/218
D468,525 S	* 1/2003	Boyle et al.	D3/218
D475,850 S	6/2003	Andre et al.	D3/218
D476,149 S	6/2003	Andre et al.	D3/218
D495,871 S	* 9/2004	Moffitt et al.	D3/215

* cited by examiner

Primary Examiner—Catherine R. Oliver
(74) *Attorney, Agent, or Firm*—Beyer Weaver & Thomas, LLP

(57) **CLAIM**

We claim the ornamental design for an electronic device holder, substantially as shown and described.

DESCRIPTION

FIG. 1 is a perspective view of an electronic device holder in accordance with one embodiment of the present design. The electronic device holder, for example, can be used to hold, encase and/or protect an electronic device. The electronic device is typically a portable or hand-held electronic device. One example of the electronic device is a hand-held media player, and thus the electronic device holder can also be referred to as a media player holder.

FIG. 2 is a front view for the electronic device holder shown in FIG. 1.

FIG. 3 is a rear view for the electronic device holder shown in FIG. 1.

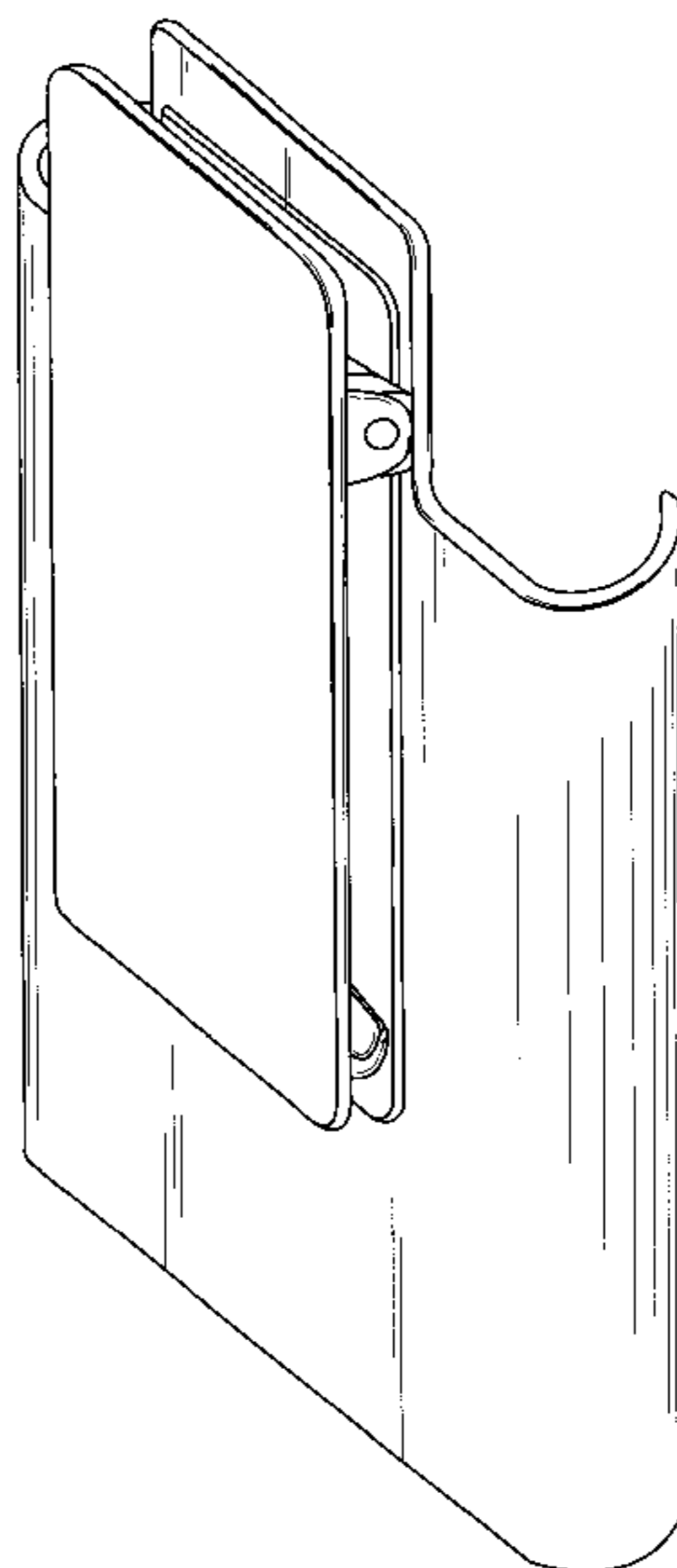
FIG. 4 is a left side view for the electronic device holder shown in FIG. 1.

FIG. 5 is a right side view for the electronic device holder shown in FIG. 1.

FIG. 6 is a top view for the electronic device holder shown in FIG. 1; and,

FIG. 7 is a bottom view for the electronic device holder shown in FIG. 1.

1 Claim, 4 Drawing Sheets



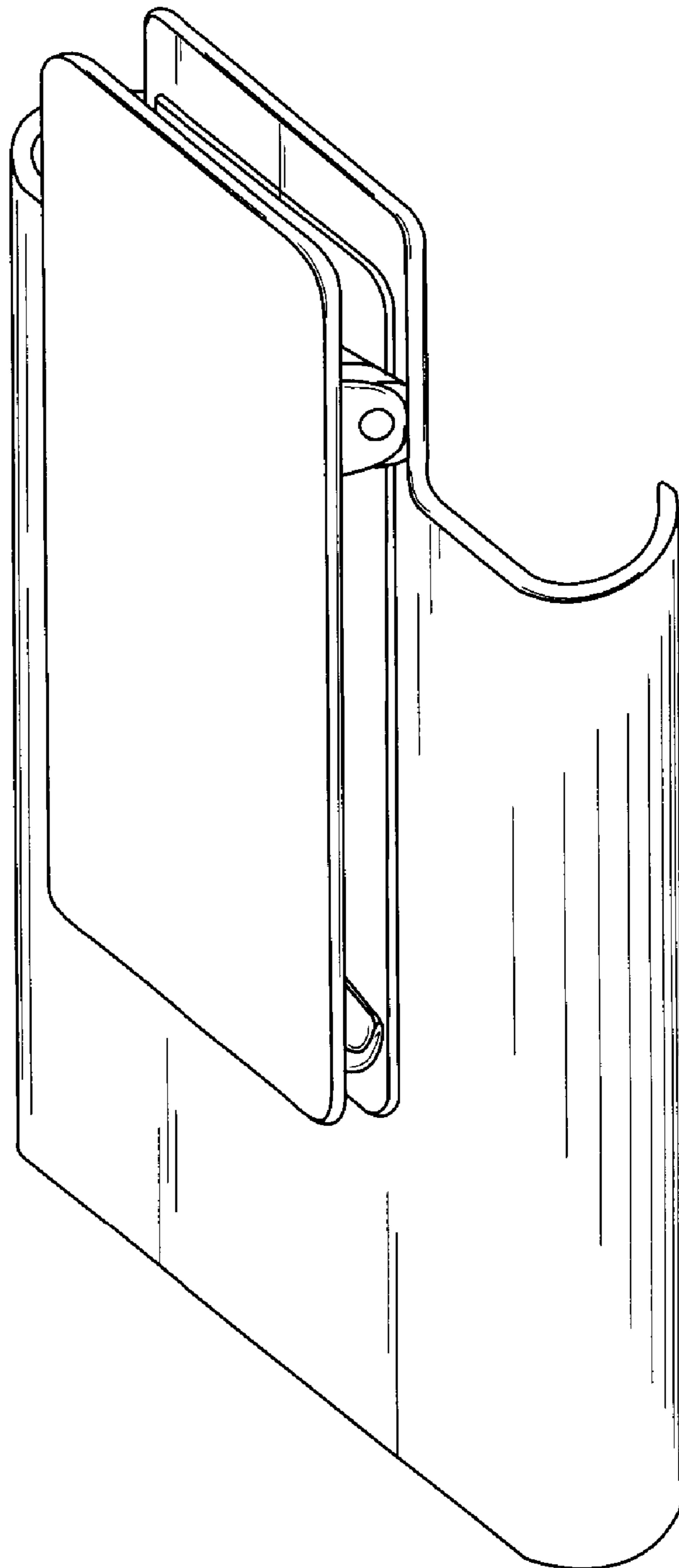


FIG. 1

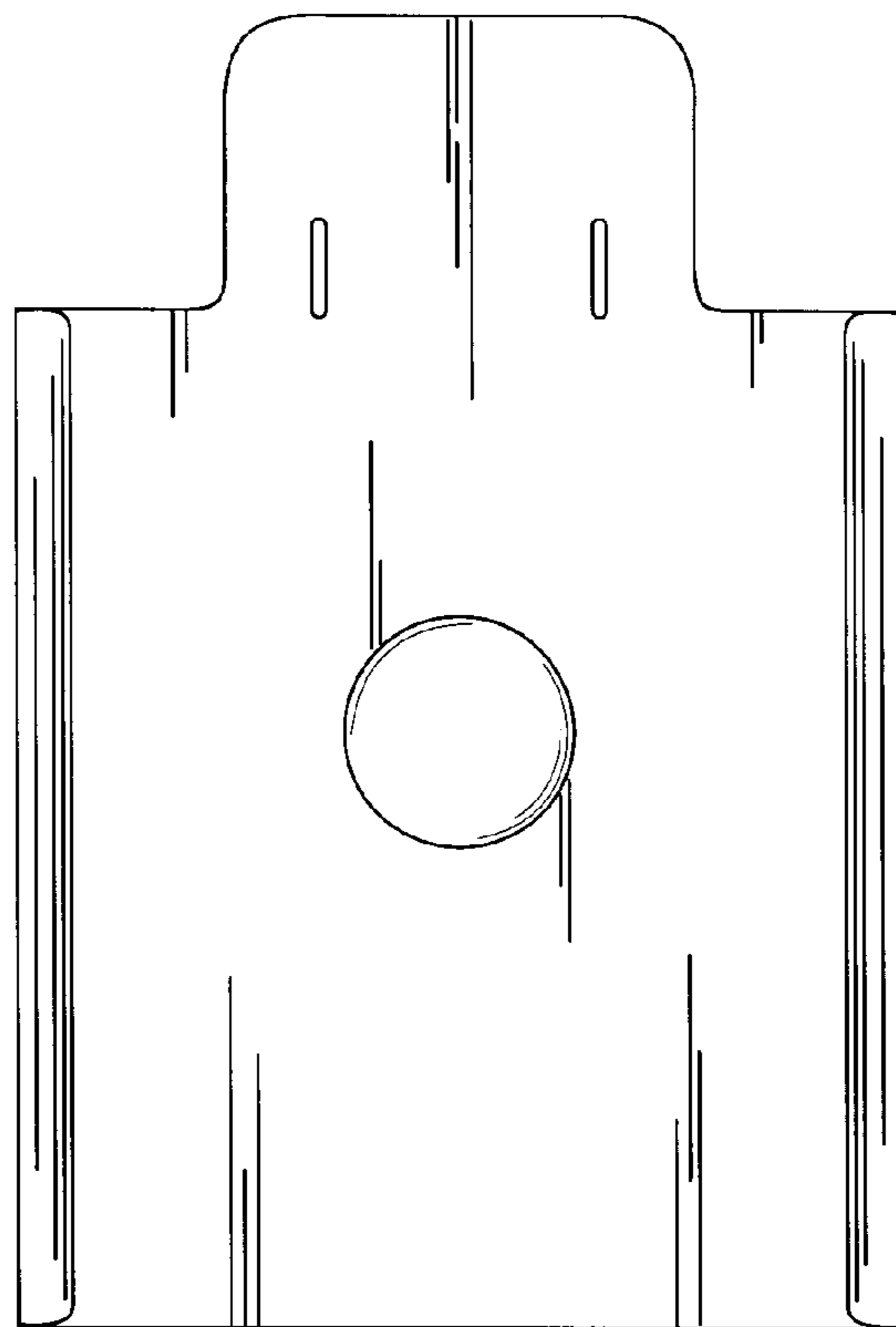


FIG. 2

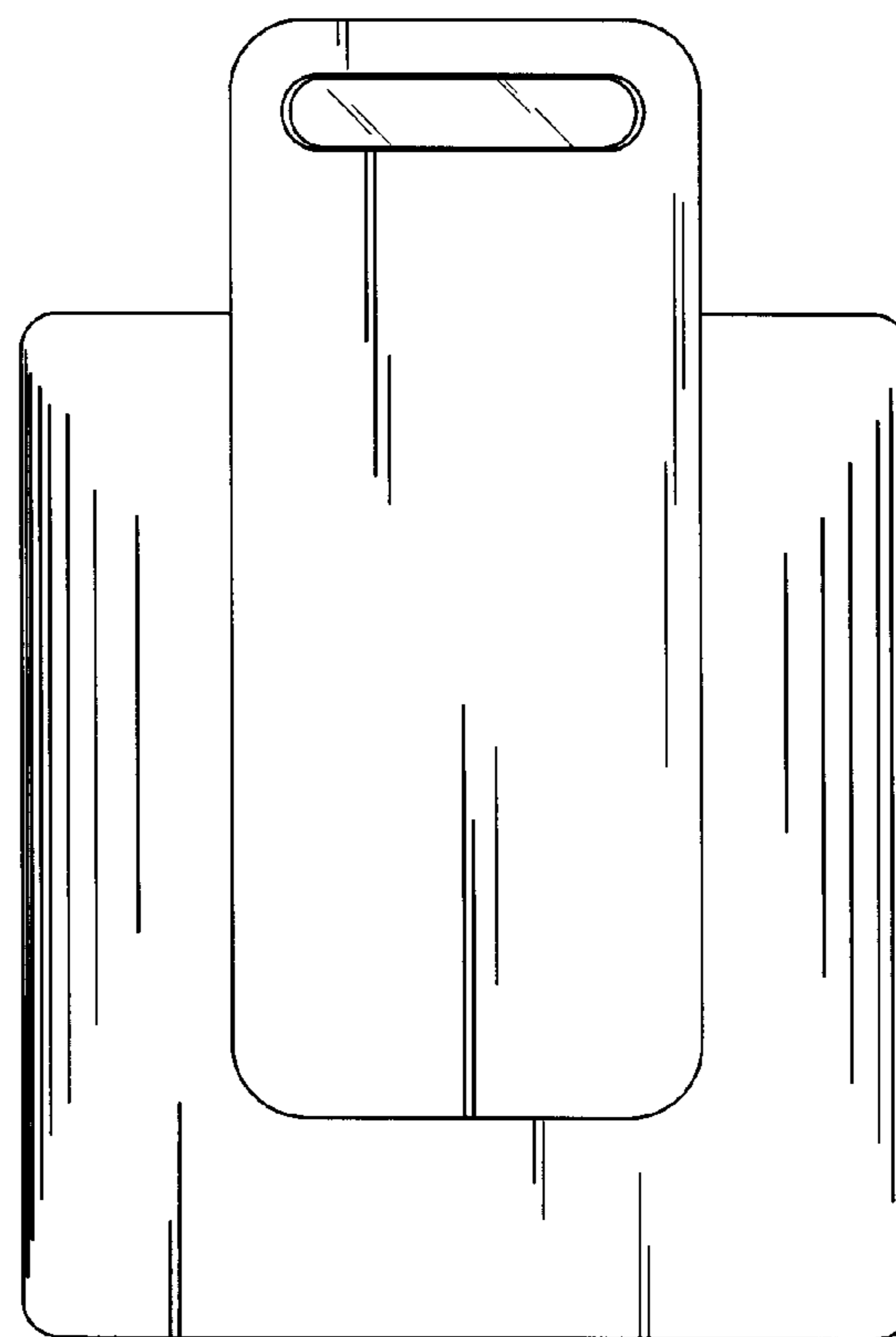


FIG. 3




FIG. 4




FIG. 5



FIG. 6

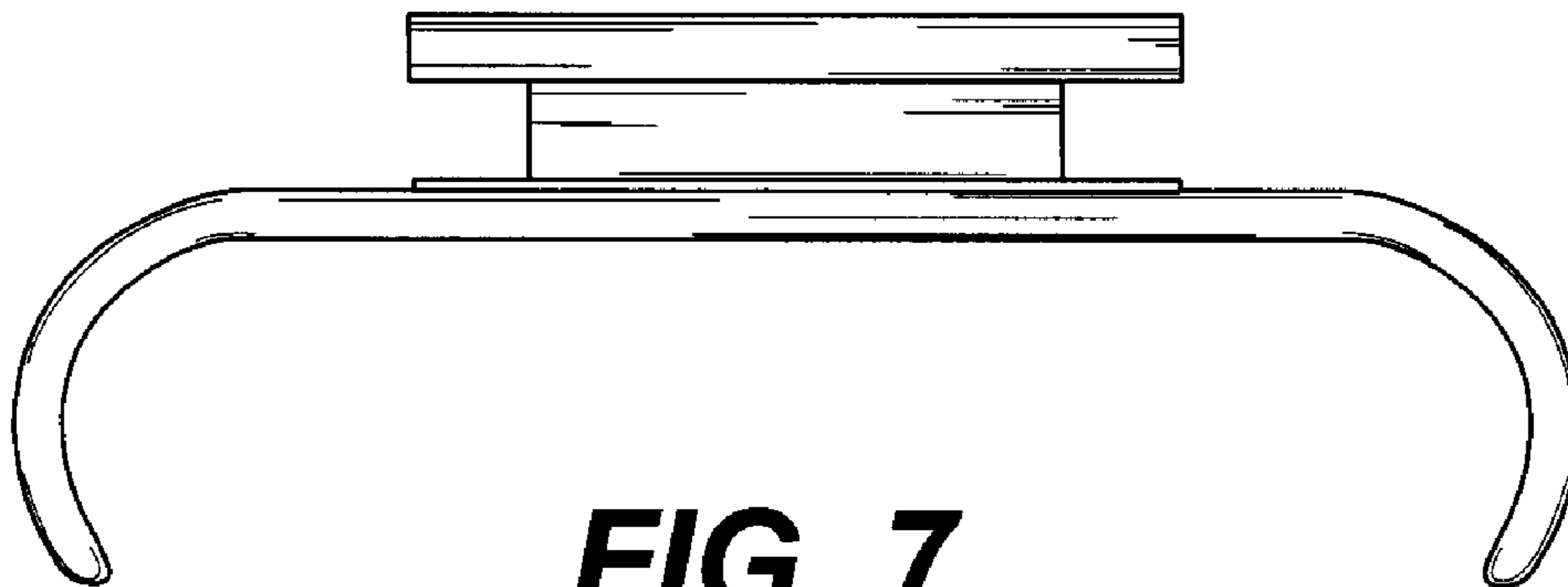


FIG. 7