

US00D503530S

(12) **United States Design Patent**  
**Roche et al.**

(10) **Patent No.: US D503,530 S**  
(45) **Date of Patent: \*\* Apr. 5, 2005**

- (54) **TABLET CASE**
- (75) Inventors: **Patrick Roche**, Annecy (FR);  
**Christian Saclier**, Ambilly (FR);  
**Lionel Jeannin**, Choisy (FR)
- (73) Assignee: **Novartis Consumer Health S.A.**, Nyon (CH)
- (\*\*) Term: **14 Years**
- (21) Appl. No.: **29/205,306**
- (22) Filed: **May 12, 2004**
- (30) **Foreign Application Priority Data**  
Feb. 6, 2004 (CH) ..... 130423
- (51) **LOC (7) Cl.** ..... **03-01**
- (52) **U.S. Cl.** ..... **D3/203.2**
- (58) **Field of Search** ..... D3/203.2, 201,  
D3/203.3, 205; D9/730-733, 339, 341;  
206/532-540

(56) **References Cited**

**U.S. PATENT DOCUMENTS**

- 2,492,864 A \* 12/1949 Hermani ..... 206/540
- D217,337 S \* 4/1970 Daw ..... D9/732
- D278,207 S \* 4/1985 McLaughlin ..... D3/203.2
- D336,611 S 6/1993 Anderson ..... D9/415
- D337,052 S 7/1993 Anderson ..... D9/424
- D339,286 S 9/1993 Kelsey et al. .... D9/339
- D344,889 S \* 3/1994 Kozlowski et al. .... D3/203.2
- D380,378 S 7/1997 Wood ..... D9/341
- D433,935 S 11/2000 Lewis ..... D9/431
- D439,155 S 3/2001 Lewis ..... D9/339

- D444,056 S 6/2001 Lo ..... D9/341
- D468,524 S \* 1/2003 Sinton et al. .... D3/203.2
- D476,240 S 6/2003 Kuramochi ..... D10/40
- D483,560 S 12/2003 Thompson ..... D3/203
- D484,304 S 12/2003 Sanderson ..... D3/203

\* cited by examiner

*Primary Examiner*—Catherine R. Oliver  
(74) *Attorney, Agent, or Firm*—John W. Kung

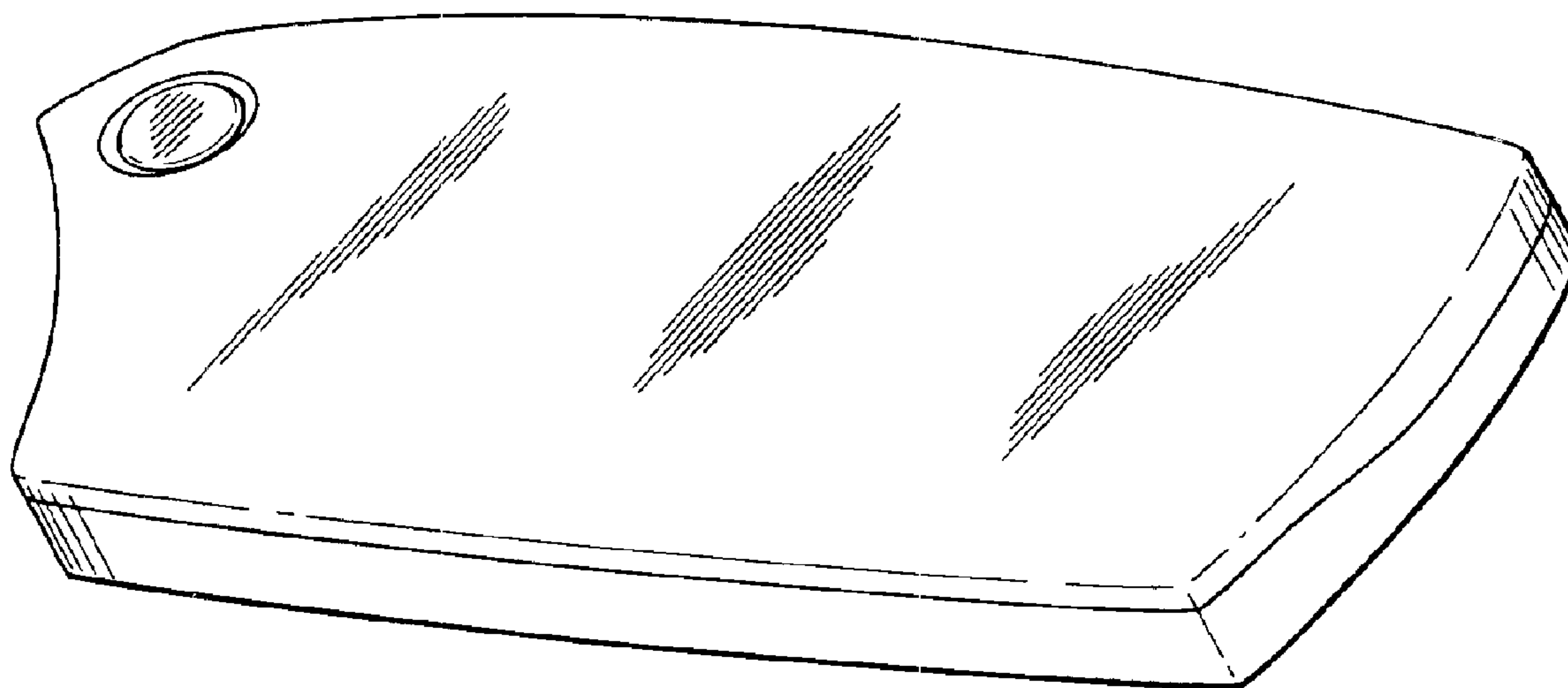
(57) **CLAIM**

The ornamental design for a tablet case, as shown and described.

**DESCRIPTION**

FIG. 1 is a perspective view of a tablet case of our new design;  
 FIG. 2 is a left side elevational view of the tablet case of FIG. 1;  
 FIG. 3 is a right side elevational view of the tablet case of FIG. 1;  
 FIG. 4 is a front elevational view of the tablet case of FIG. 1;  
 FIG. 5 is a rear elevational view of the tablet case of FIG. 1;  
 FIG. 6 is a top plan view of the tablet case of FIG. 1;  
 FIG. 7 is a bottom plan view of the inside of the tablet case of FIG. 1; and,  
 FIG. 8 is a top plan view showing the inside of the tablet case in the open position.  
 The tablet wells shown in broken lines in FIGS. 7 and 8 are for illustrative purposes only and form no part of the claimed design.

**1 Claim, 4 Drawing Sheets**



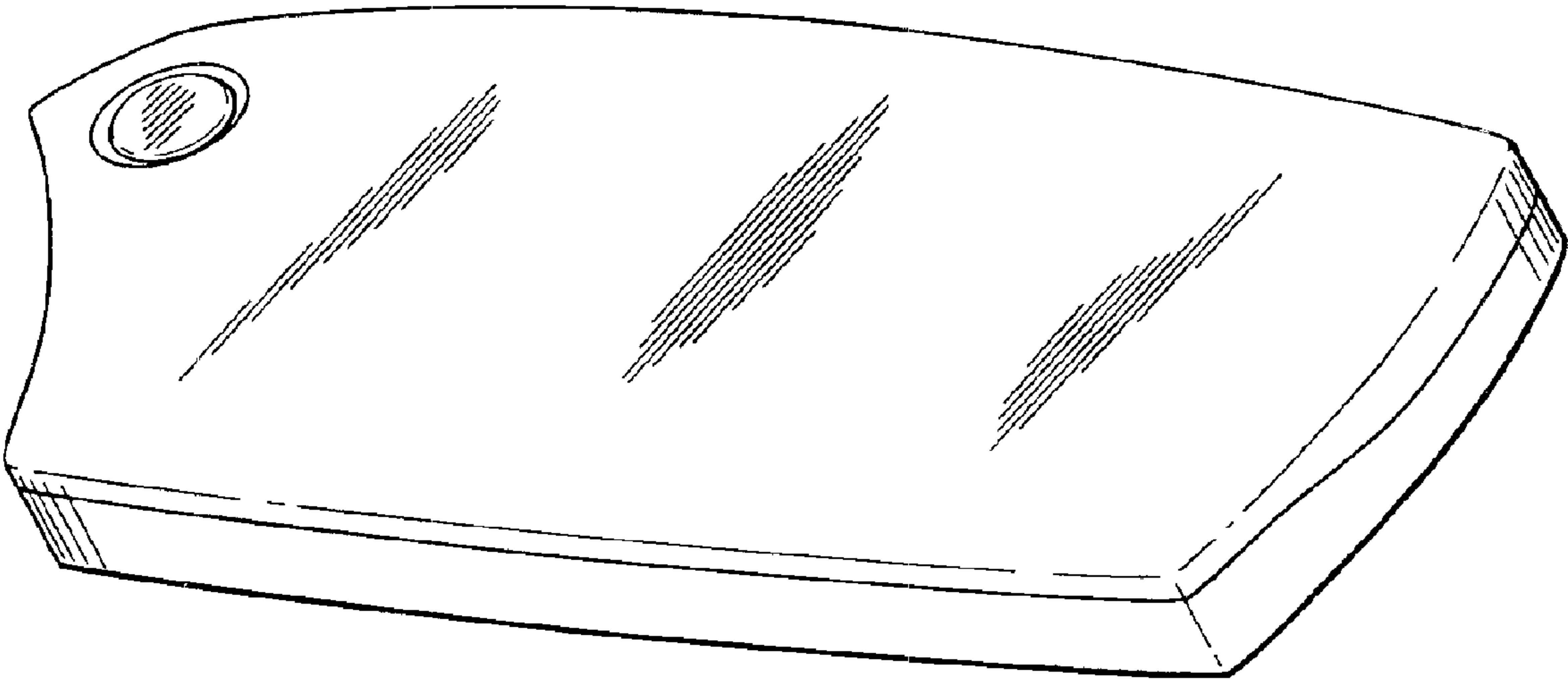


FIG. 1




FIG. 2




FIG. 3




FIG. 4




FIG. 5

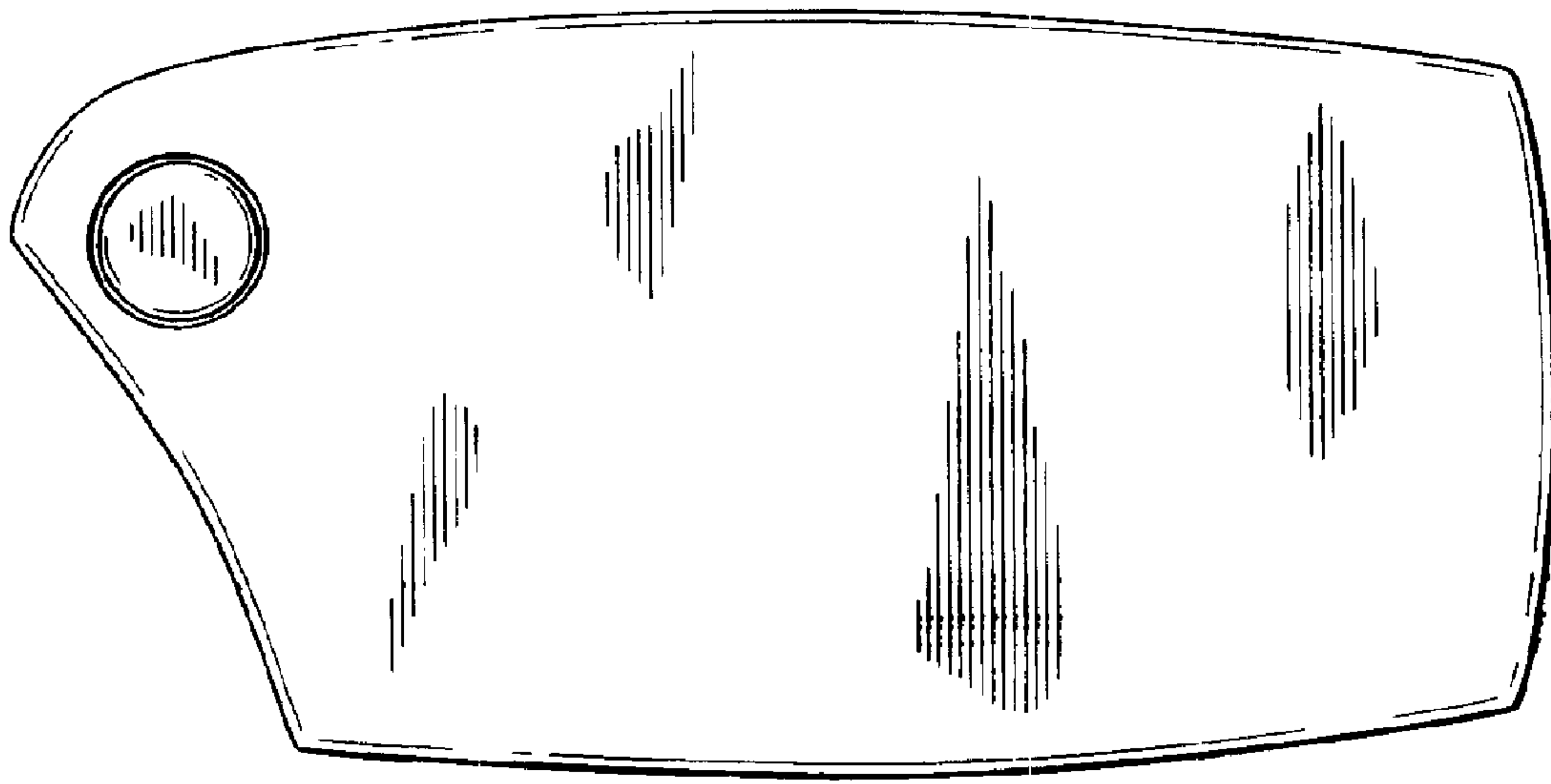


FIG. 6

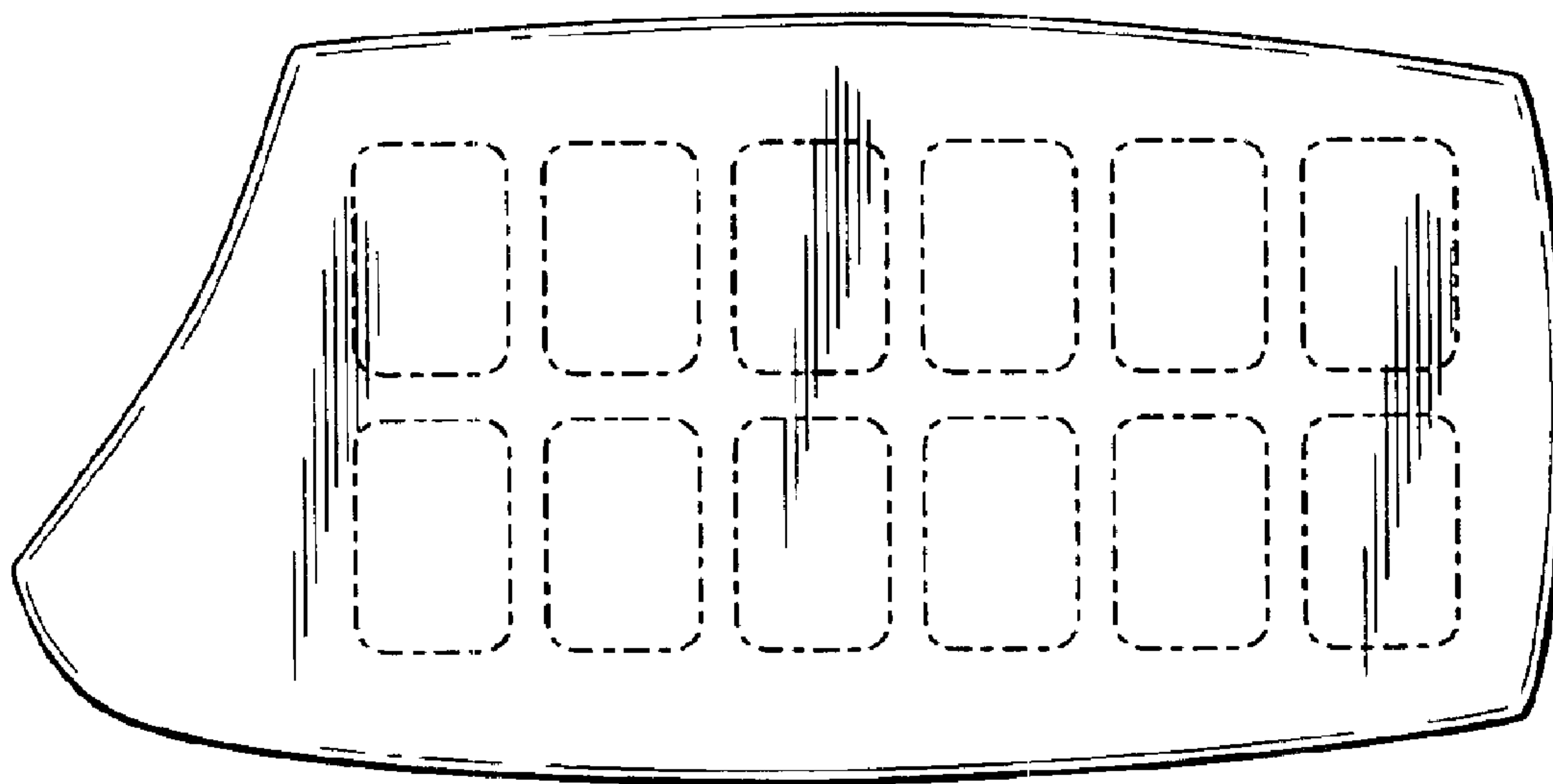


FIG. 7




FIG. 8