

US00D503528S

(12) **United States Design Patent** (10) **Patent No.:** **US D503,528 S**
Morris (45) **Date of Patent:** **** Apr. 5, 2005**

(54) **PORTION OF A SHOE UPPER**

(75) Inventor: **E. Scott Morris**, Hillsboro, OR (US)

(73) Assignee: **Nike, Inc.**, Beaverton, OR (US)

(**) Term: **14 Years**

(21) Appl. No.: **29/208,210**

(22) Filed: **Jun. 28, 2004**

(51) **LOC (7) Cl.** **02-99**

(52) **U.S. Cl.** **D2/972**

(58) **Field of Search** D2/896, 902, 907,
D2/908, 943, 944, 969, 972-974; 36/45,
50.1, 77 M, 77 R, 83, 88, 113, 114, 126-130

(56) **References Cited**

U.S. PATENT DOCUMENTS

D114,918 S	5/1939	Caims	
D120,796 S	5/1940	Berkman	
D126,391 S	4/1941	Gebauer	
D141,953 S	8/1945	Christison	
D149,236 S	4/1948	Treat	
D229,251 S	11/1973	Askew	
D283,173 S	4/1986	Malone	
D294,422 S	3/1988	Gamm	
D301,386 S	6/1989	Weiner	
D339,670 S	9/1993	White	
D358,929 S	6/1995	Peterson	
D396,140 S	* 7/1998	Hatfield et al.	D2/972
D432,780 S	10/2000	Hardy	
D468,086 S	* 1/2003	McDowell	D2/972
D472,041 S	* 3/2003	Kuerbis	D2/972
D473,044 S	4/2003	McDowell	
D473,705 S	4/2003	Nason	
D474,580 S	5/2003	Pollastrelli	
D475,508 S	6/2003	Pollastrelli	

OTHER PUBLICATIONS

Nike Footwear Catalogue Spring 1996, P. 147, published Jun. 1995.

Nike Footwear Catalogue Fall 1996, P. 145, published Dec. 1995.

Nike Footwear Catalogue Fall 1996, P. 149, published Dec. 1995.

Nike Footwear Catalogue Holiday 1996, P. 92, published Mar. 1996.

Nike Footwear Catalogue Fall 1997, P. 3, published Dec. 1996.

Nike Footwear Catalogue Fall 1999, P. M77, published Nov. 1998.

Nike Footwear Catalogue Late Spring 2001, P. M2, published Sep. 2000.

* cited by examiner

Primary Examiner—Dominic Simone
(74) *Attorney, Agent, or Firm*—Banner & Witcoff, Ltd.

(57) **CLAIM**

The ornamental design for a portion of a shoe upper, as shown and described.

DESCRIPTION

FIG. 1 is a perspective view of a portion of a shoe upper showing my new design;

FIG. 2 is a side view of one side thereof;

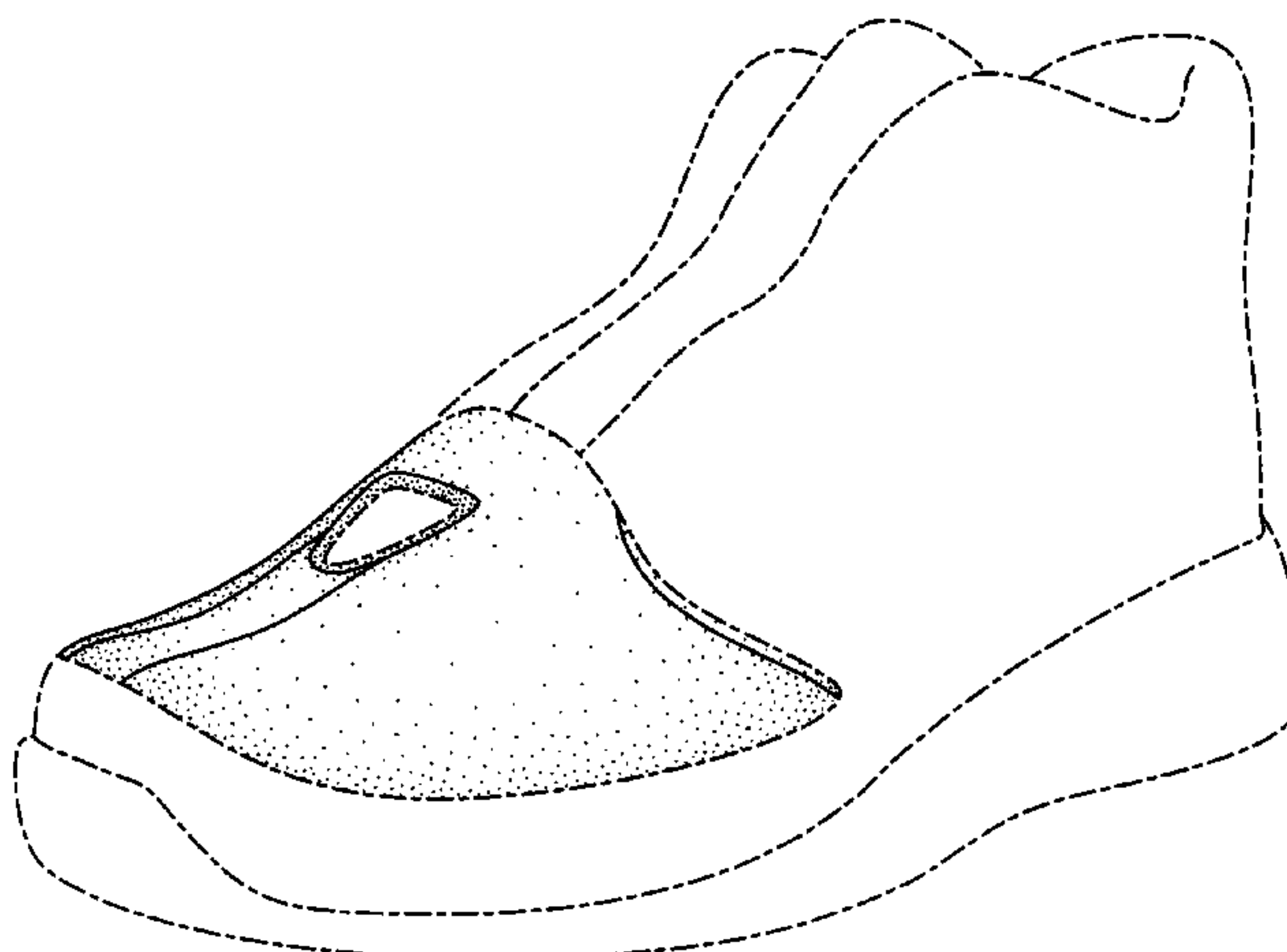
FIG. 3 is a side view of the other side thereof;

FIG. 4 is a top view thereof; and,

FIG. 5 is a front view thereof.

The uneven broken line immediately adjacent to the shaded area represents an unclaimed boundary of the design. The uneven broken line in the shaded region showing a triangular shaped area is for illustrative purposes only and forms no part of the claimed design. The uneven broken line showing the remainder of the shoe upper and sole is for illustrative purposes only and forms no part of the claimed design.

1 Claim, 5 Drawing Sheets



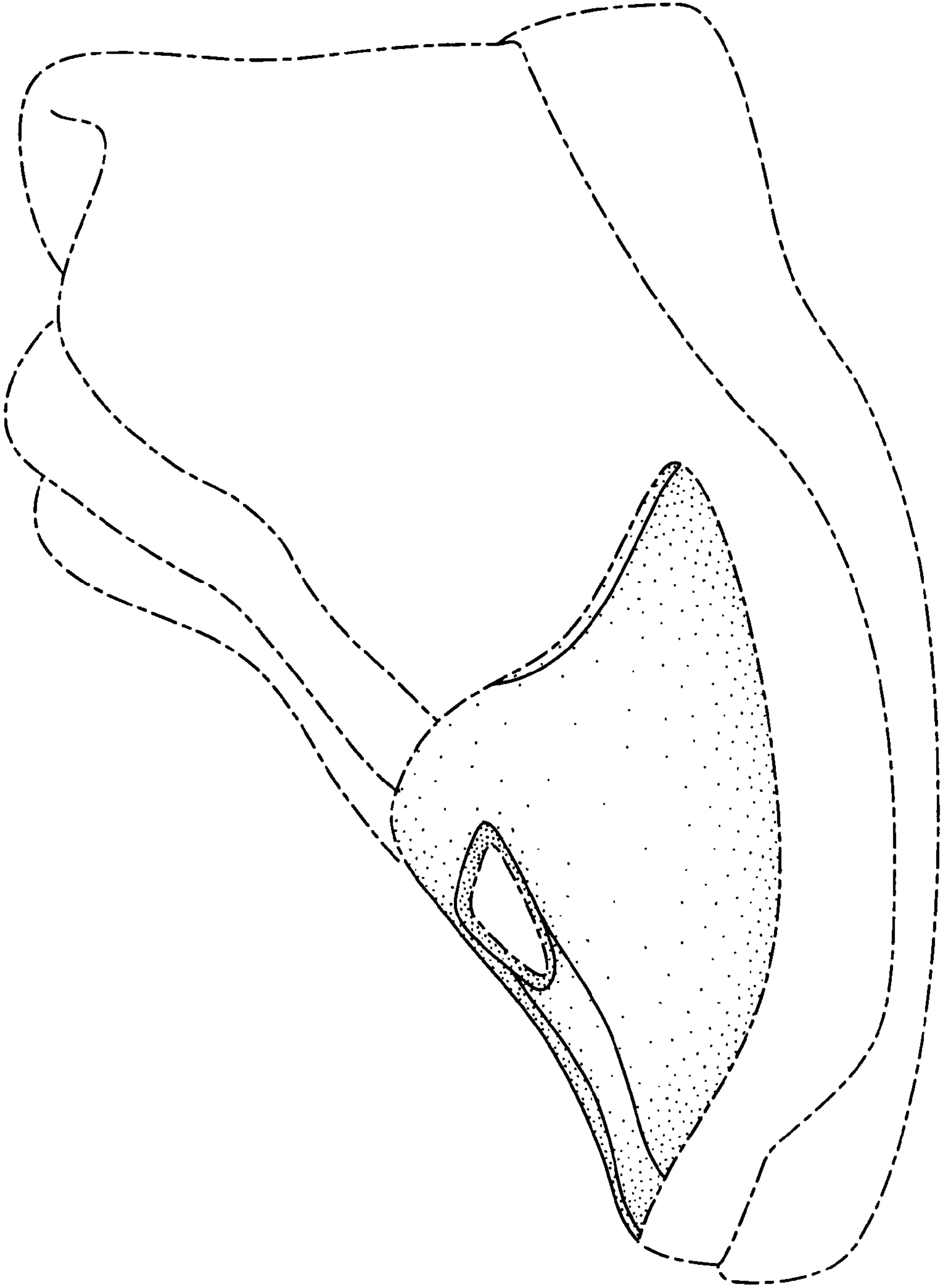


FIG. 1

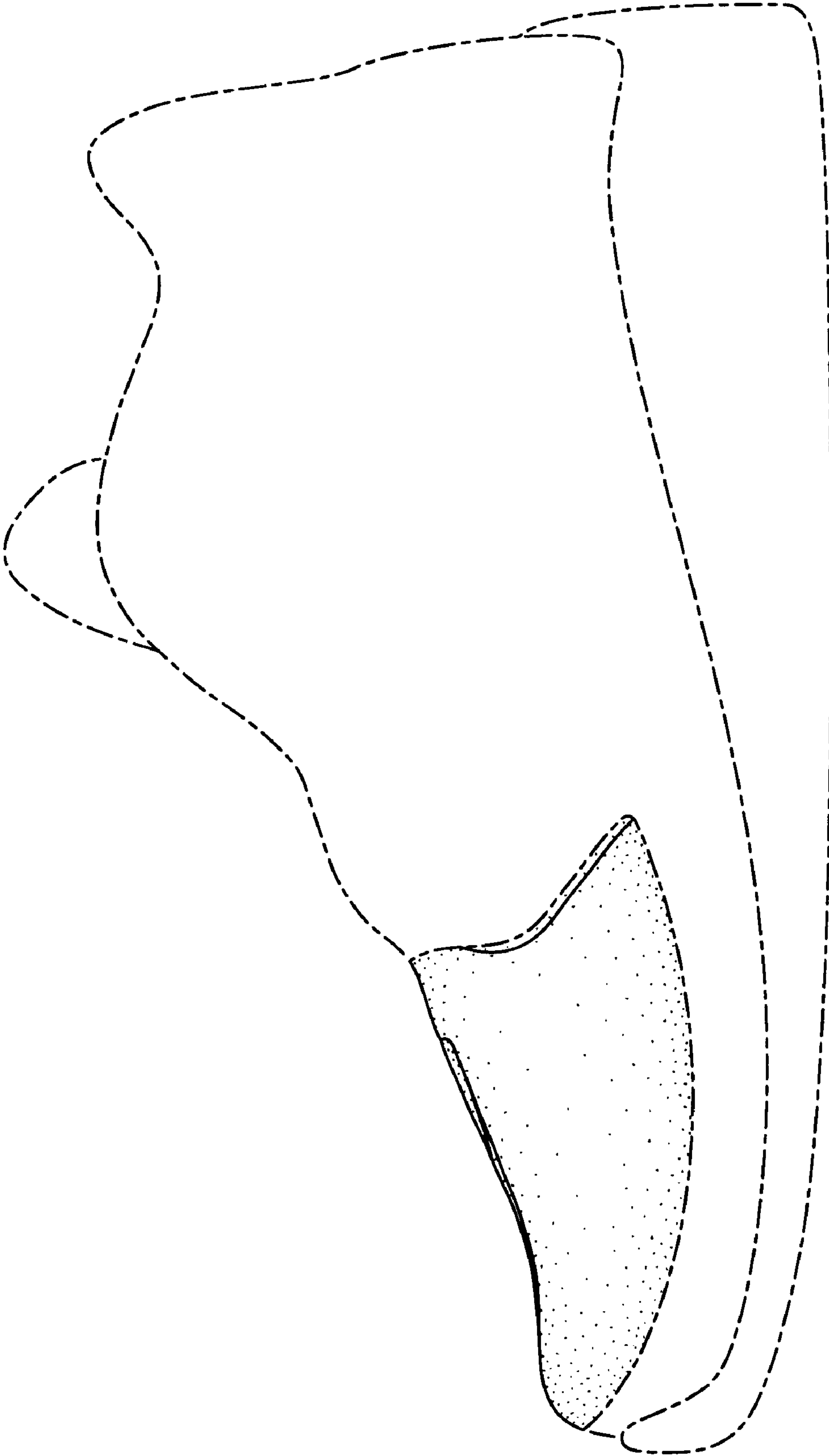


FIG. 2

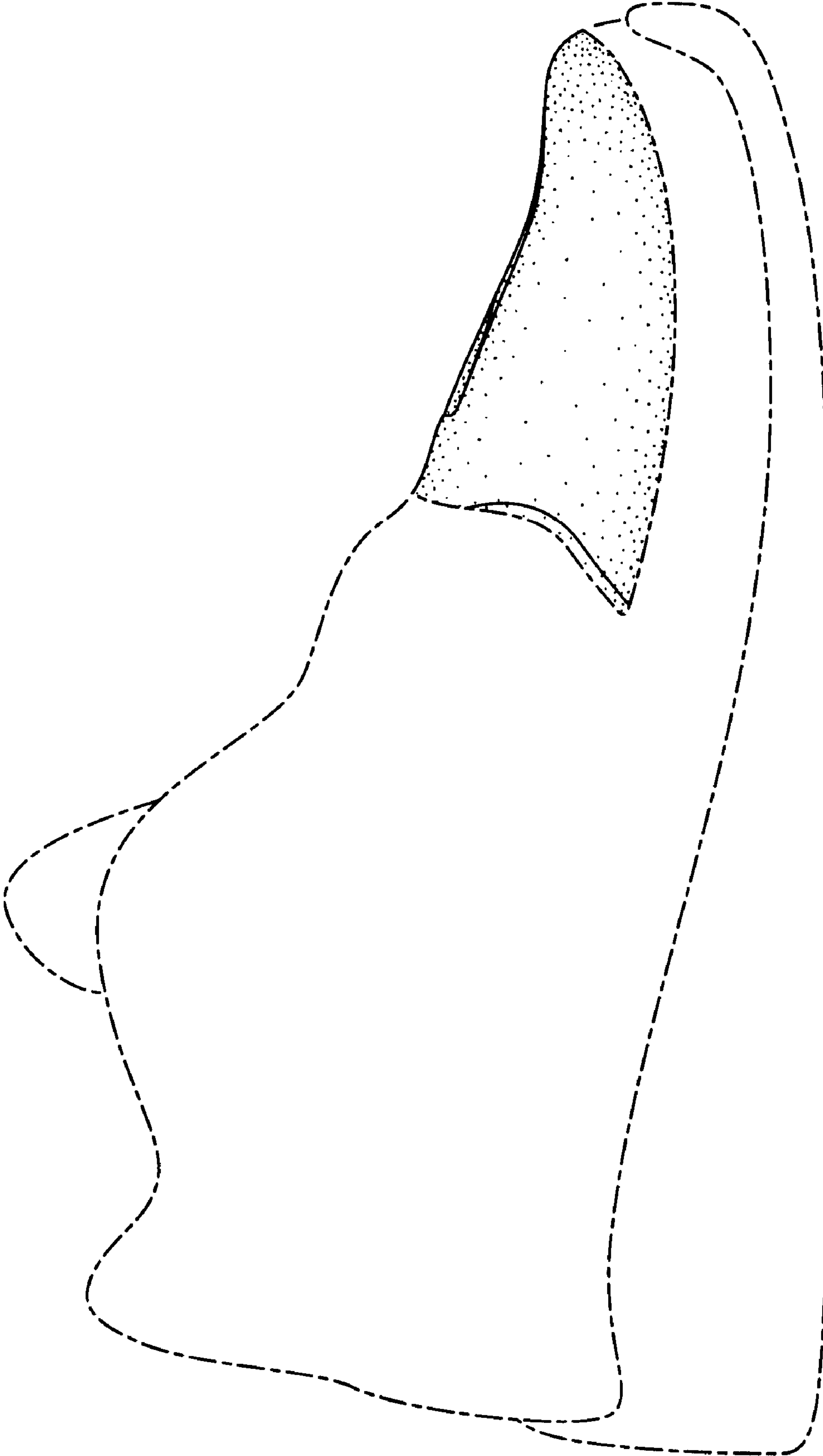


FIG. 3

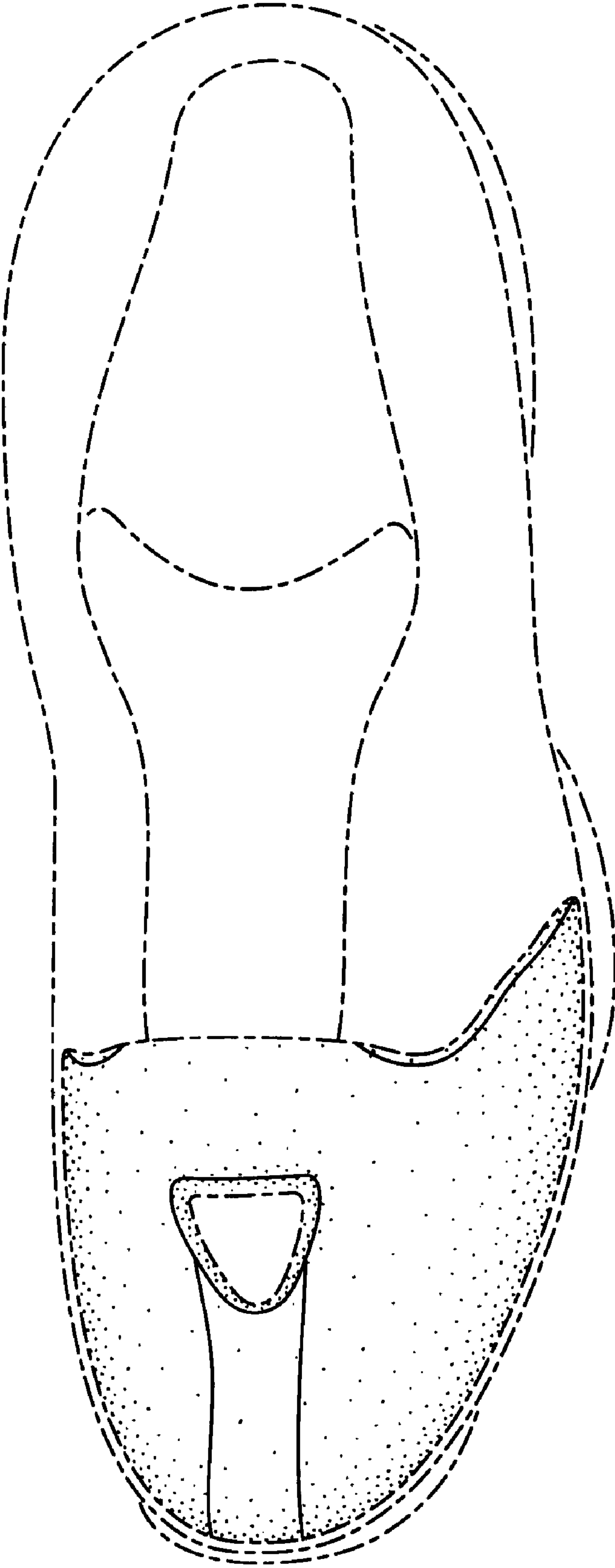


FIG. 4

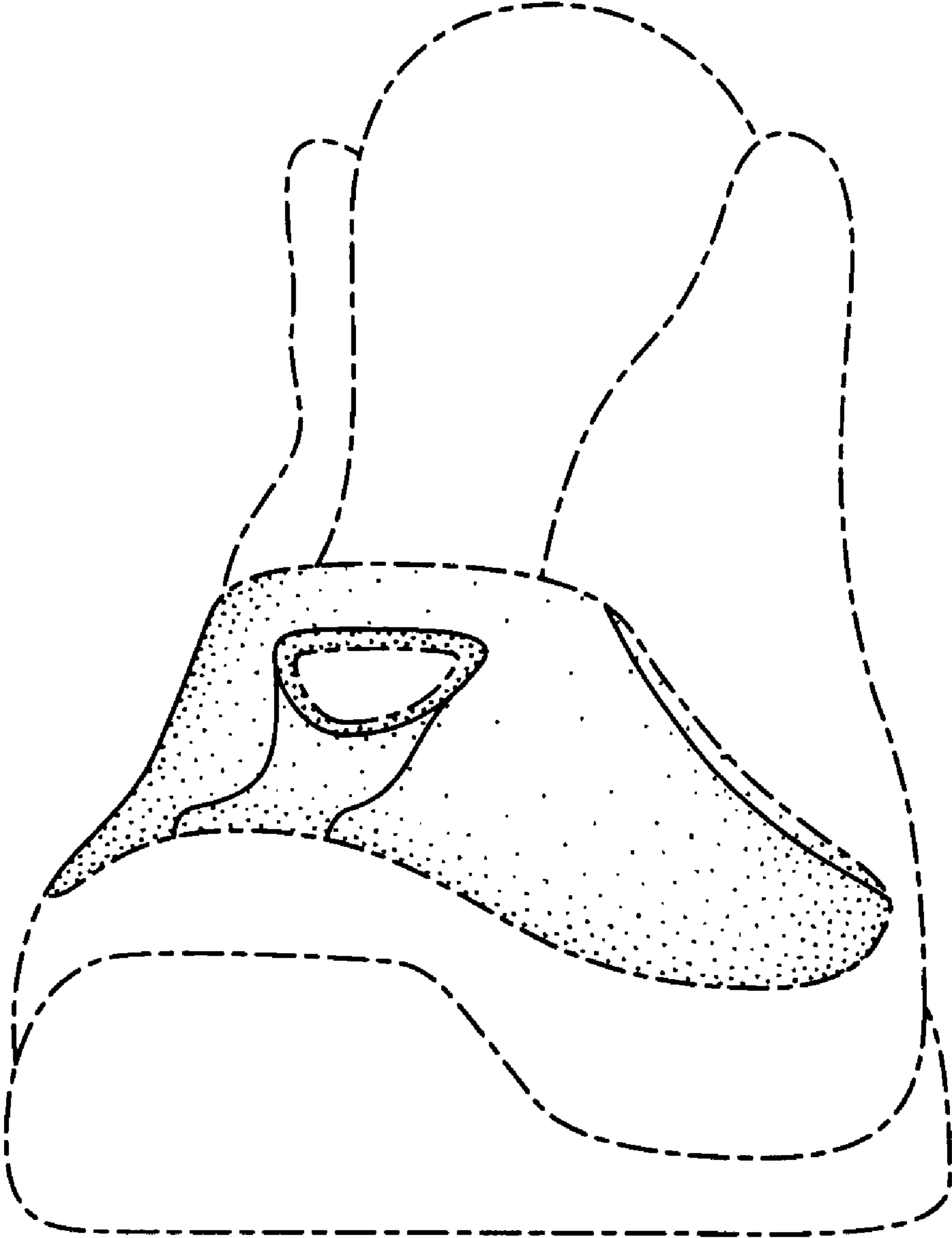


FIG. 5