

US00D503525S

(12) **United States Design Patent**
Matis

(10) **Patent No.:** **US D503,525 S**

(45) **Date of Patent:** **** Apr. 5, 2005**

(54) **FOOTWEAR UPPER**

D491,344 S * 6/2004 Laska D2/969

(75) **Inventor:** **Clark A. Matis**, Charlotte, VT (US)

(73) **Assignee:** **Wolverine World Wide, Inc.**,
Rockford, MI (US)

(**) **Term:** **14 Years**

(21) **Appl. No.:** **29/206,611**

(22) **Filed:** **Jun. 1, 2004**

(51) **LOC (7) Cl.** **02-99**

(52) **U.S. Cl.** **D2/969**

(58) **Field of Search** D2/896, 902, 907,
D2/908, 943, 944, 969, 970-974, 910-912;
36/45, 50.1, 77 M, 77 R, 83, 88, 113, 114,
126-130

(56) **References Cited**

U.S. PATENT DOCUMENTS

D296,492 S	*	7/1988	Brown et al.	D2/972
D365,923 S	*	1/1996	Crowley	D2/974
D438,698 S	*	3/2001	Matis et al.	D2/970
D441,523 S	*	5/2001	Matis et al.	D2/970
D480,549 S	*	10/2003	Matis et al.	D2/969
D482,859 S	*	12/2003	Laberge	D2/972
D487,186 S	*	3/2004	Maatita	D2/972
D487,625 S	*	3/2004	Bandini et al.	D2/969

OTHER PUBLICATIONS

Merrell Spring 2004 Catalog, p 6.
Merrell Fall 2003 Catalog, p 4.
Merrell Spring 2000 Catalog, pp 3, 5.

* cited by examiner

Primary Examiner—Dominic Simone

(74) *Attorney, Agent, or Firm*—Warner Norcross & Judd

(57) **CLAIM**

The ornamental design for footwear upper, as shown and described.

DESCRIPTION

FIG. 1 is a perspective view of the footwear upper embodying the new design;
FIG. 2 is a top plan view thereof;
FIG. 3 is a right side elevational view thereof;
FIG. 4 is a left side elevational view thereof;
FIG. 5 is a front elevational view thereof; and,
FIG. 6 is a rear elevational view thereof.
FIGS. 1-6 show a sole in broken lines. The sole is shown for environmental purposes and does not form any part of the claimed design.

1 Claim, 4 Drawing Sheets



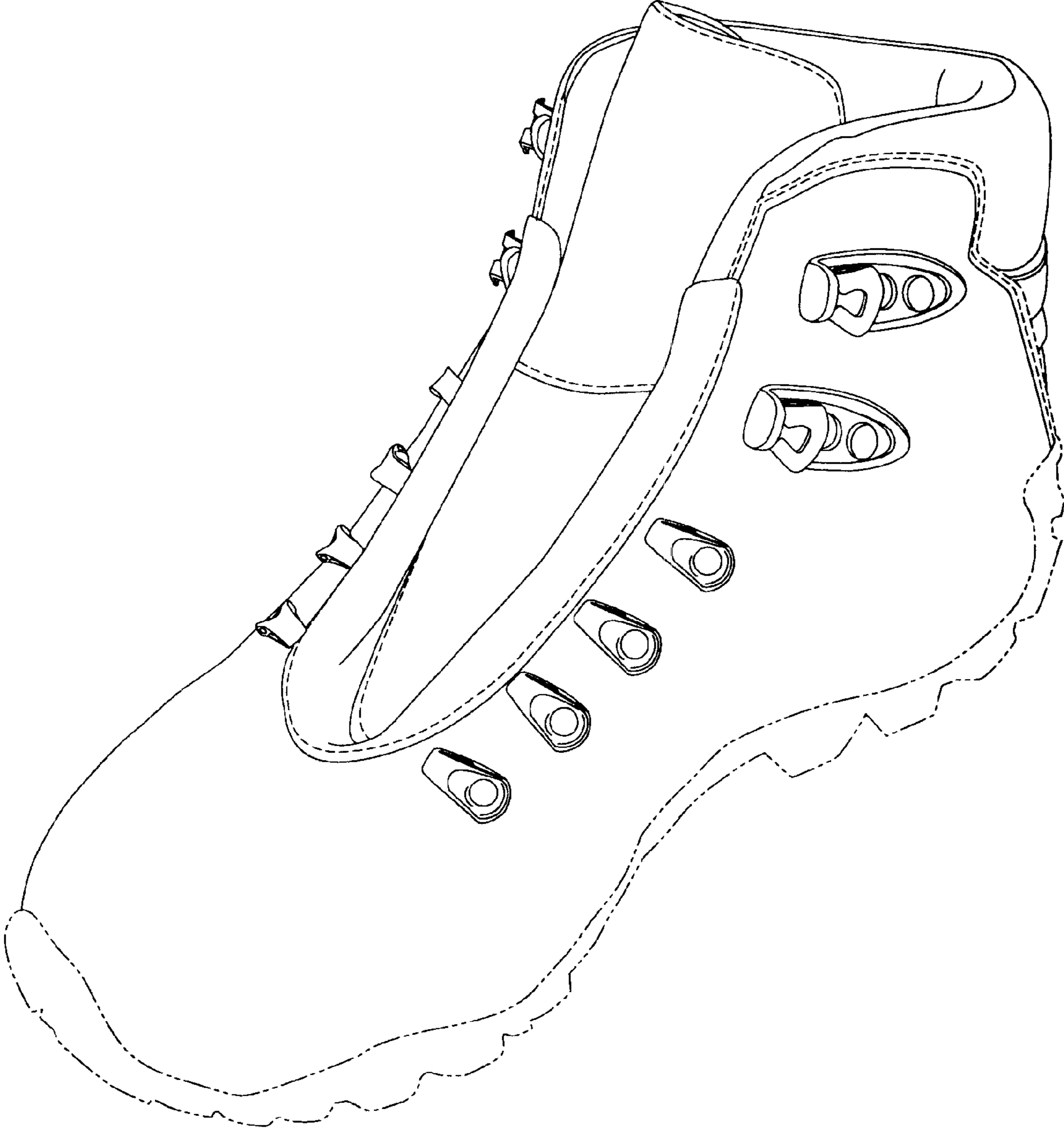


Fig.1

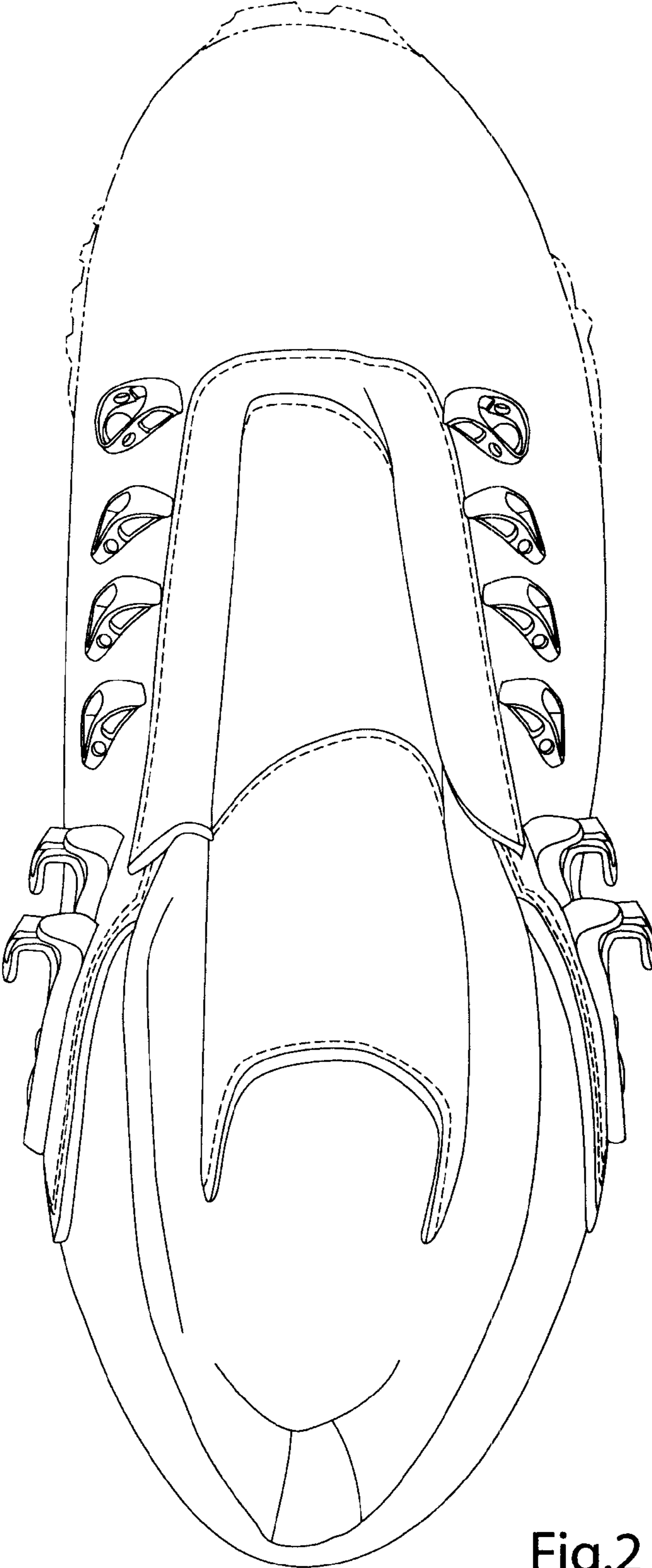


Fig.2



Fig.3

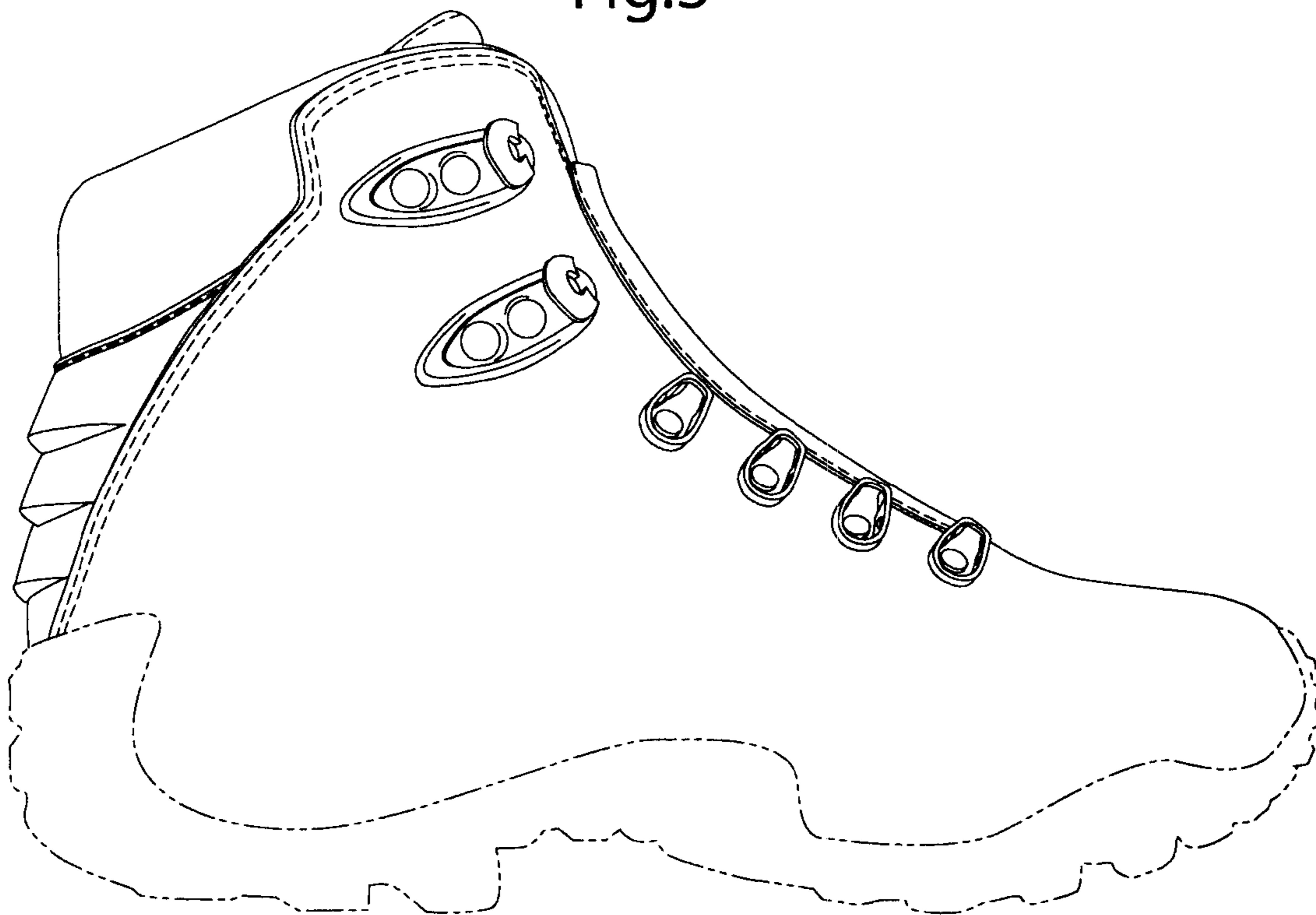


Fig.4

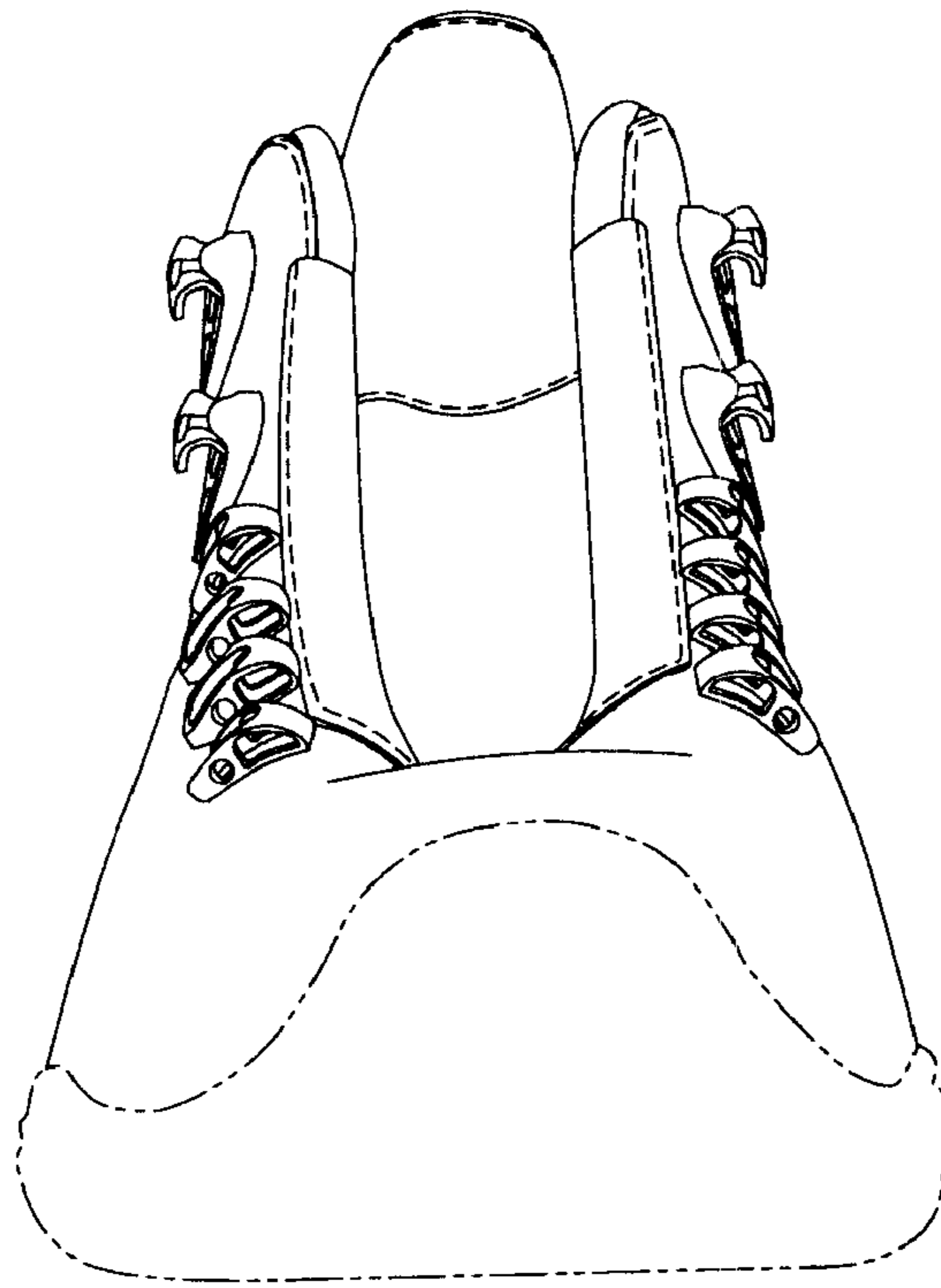


Fig.5

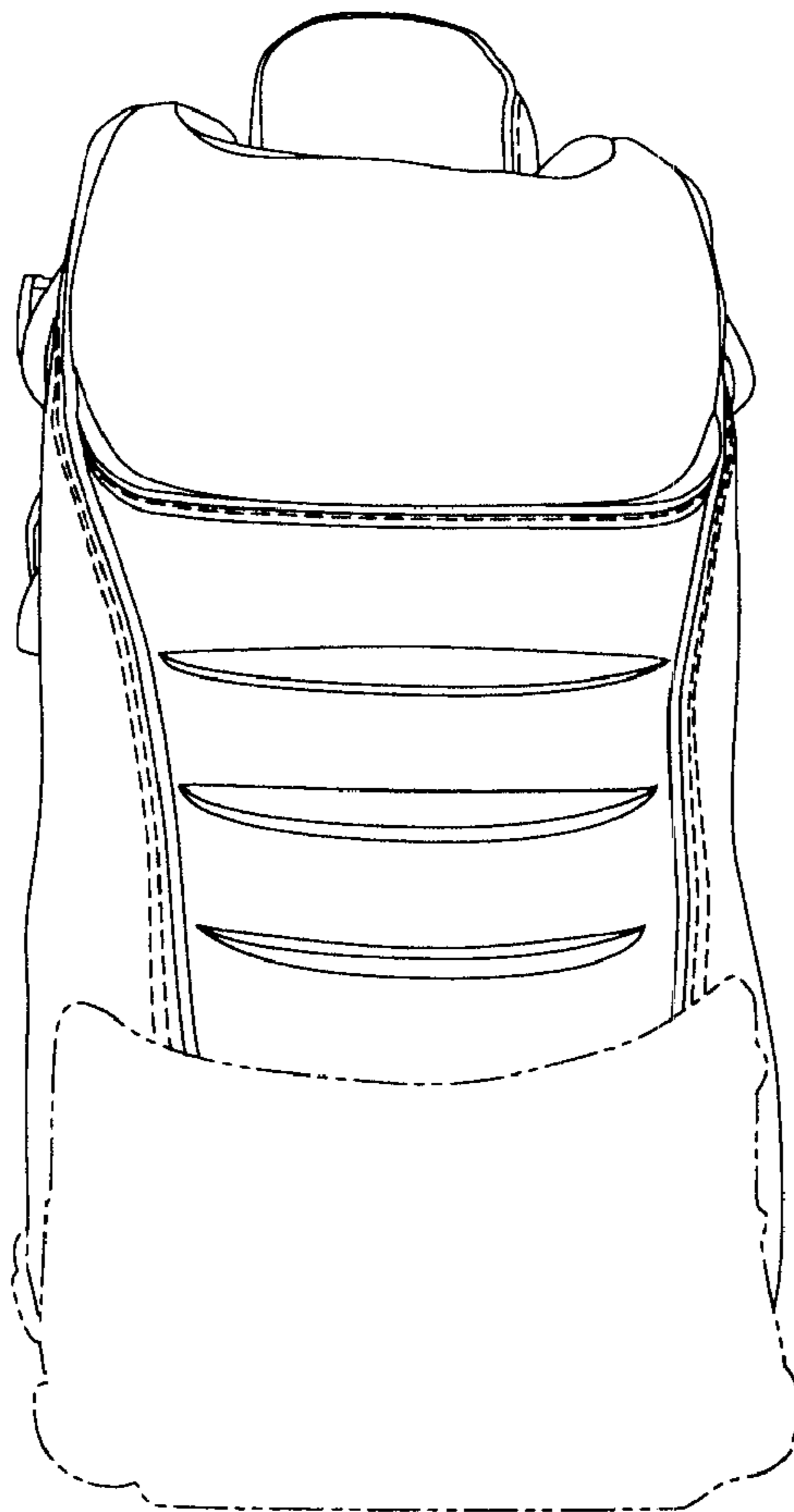


Fig.6