

US00D503511S

(12) **United States Design Patent**
Glisson et al.

(10) **Patent No.:** **US D503,511 S**
(45) **Date of Patent:** **** Apr. 5, 2005**

(54) **ATHLETIC SUPPORTER**

(76) Inventors: **Gregory G Glisson**, 714 E. Concordia Ave., Clewiston, FL (US) 33440; **Kelly R Carter-Glisson**, 714 E. Concordia Ave., Clewiston, FL (US) 33440

(**) **Term:** **14 Years**

(21) **Appl. No.:** **29/201,396**

(22) **Filed:** **Mar. 15, 2004**

(51) **LOC (7) Cl.** **24-04**

(52) **U.S. Cl.** **D2/711; 2/466**

(58) **Field of Search** **2/466; D2/860**

(56) **References Cited**

U.S. PATENT DOCUMENTS

3,547,117 A	*	12/1970	Smithers	602/70
3,664,336 A	*	5/1972	Gelston	602/70
3,782,375 A	*	1/1974	Donars	602/72
3,963,022 A	*	6/1976	Rotello	602/70
D268,454 S		4/1983	Novo	
4,679,554 A	*	7/1987	Markham	602/70
4,744,318 A	*	5/1988	Drury	112/475.09
5,003,972 A	*	4/1991	Kestler	602/70

5,012,802 A		5/1991	Bischoff	
5,243,974 A	*	9/1993	Allen	607/108
5,275,592 A	*	1/1994	Grizzaffi	604/396
5,651,144 A		7/1997	Li	
5,876,395 A		3/1999	Hart et al.	
6,048,327 A	*	4/2000	Kieffer	602/70
6,068,607 A	*	5/2000	Palmer et al.	602/67

* cited by examiner

Primary Examiner—Louis S. Zarfaz
Assistant Examiner—Sarah E. Gill


(57) **CLAIM**

The ornamental design for an athletic supporter, as shown and described.

DESCRIPTION

FIG. 1 is a front elevational view of an athletic supporter showing my new design;
FIG. 2 is a rear elevational view thereof;
FIG. 3 is a side view, taken from the left side of FIG. 1;
FIG. 4 is a side view, taken from the right side of FIG. 1;
FIG. 5 is a top plan view thereof; and,
FIG. 6 is a bottom plan view thereof.

1 Claim, 3 Drawing Sheets






FIG. 1

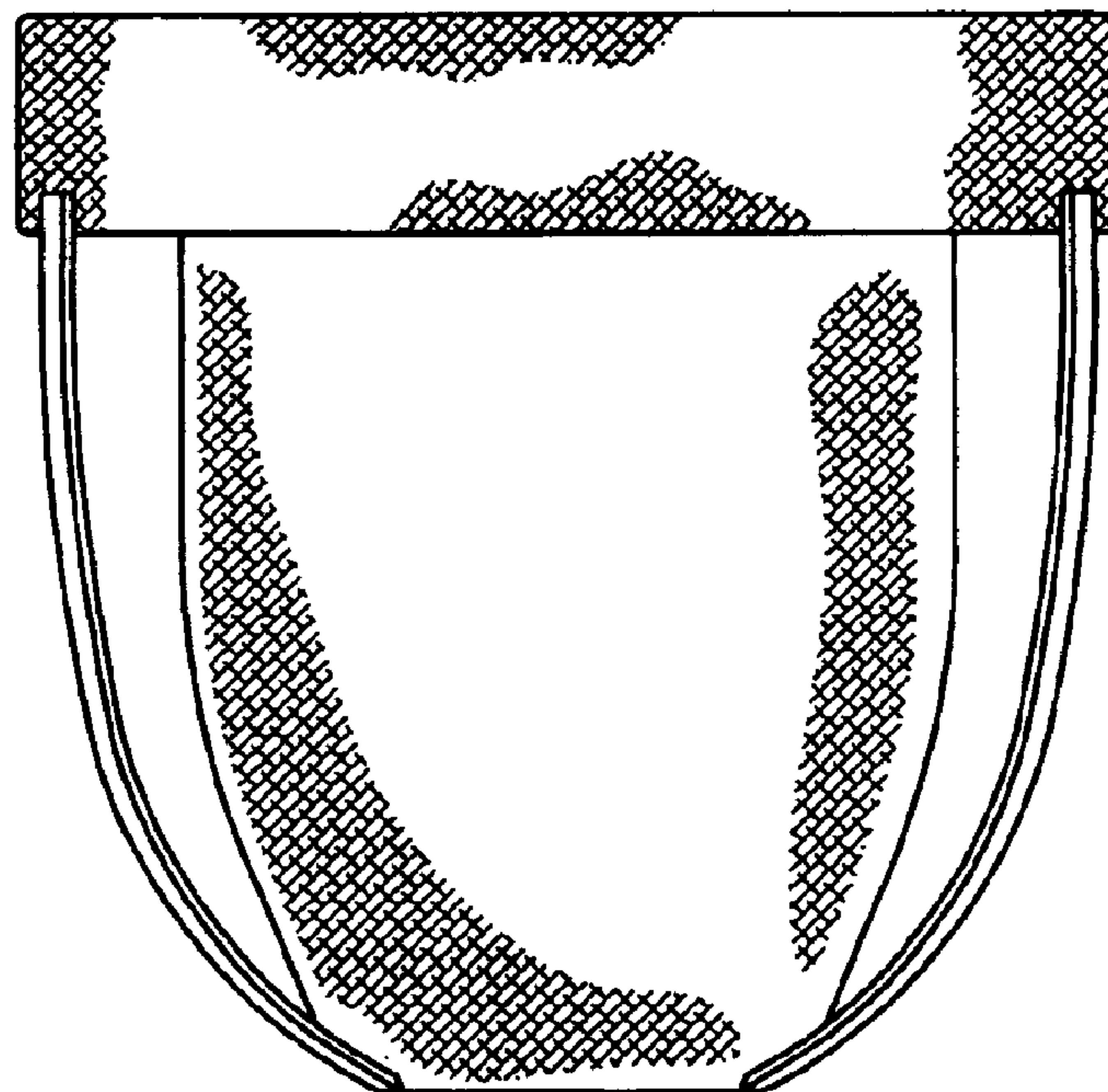


FIG. 2

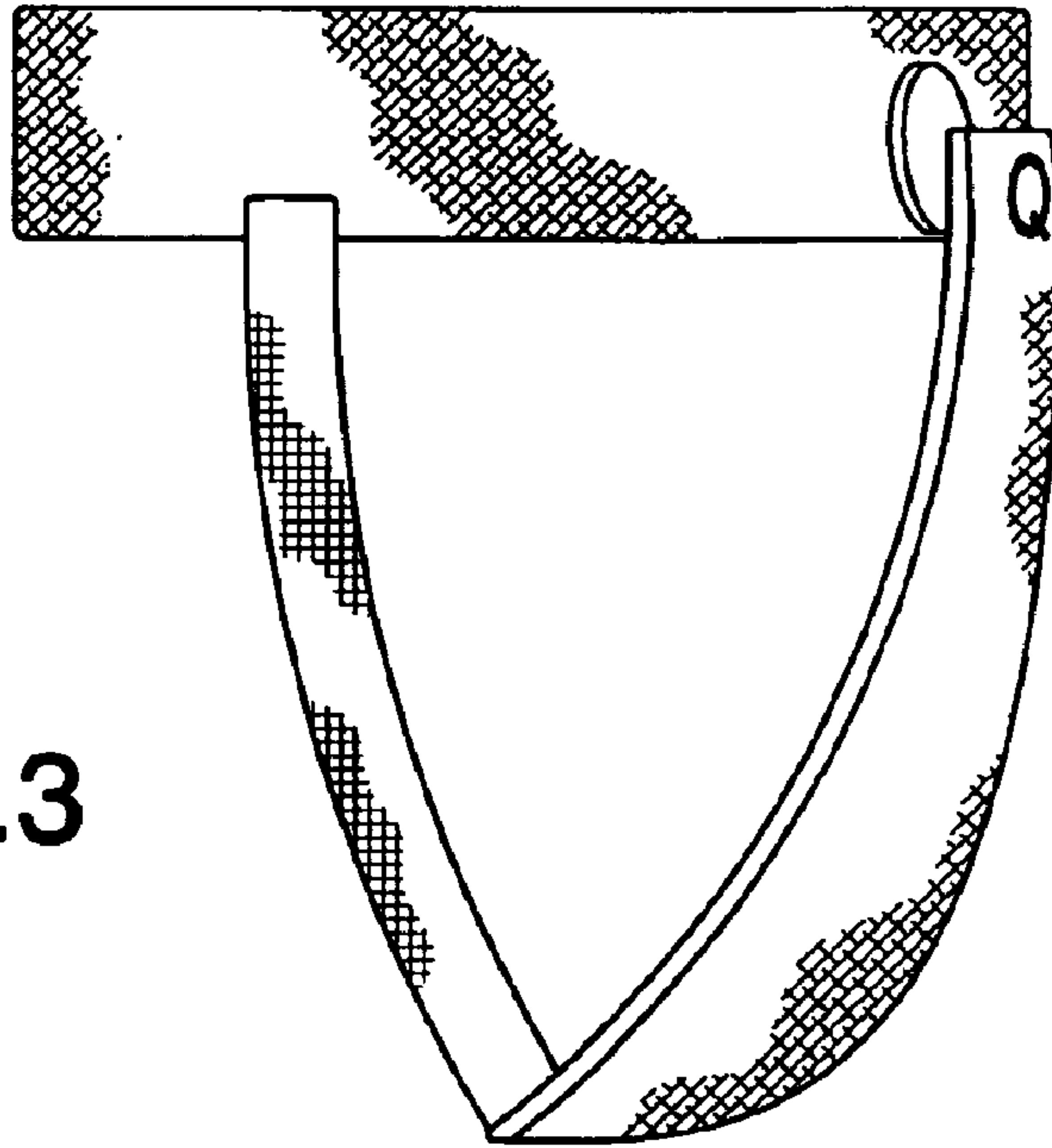


FIG.3

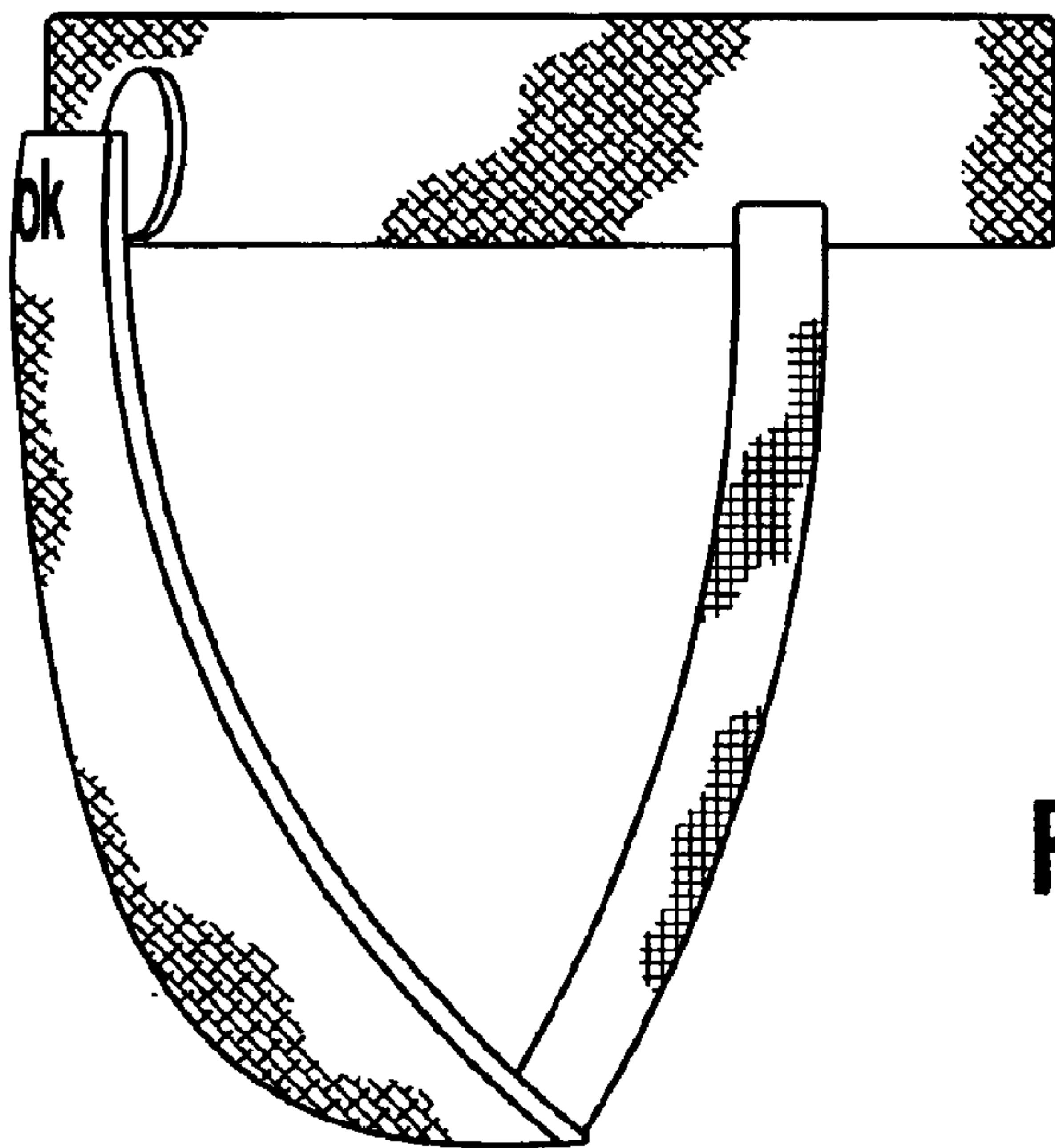


FIG.4

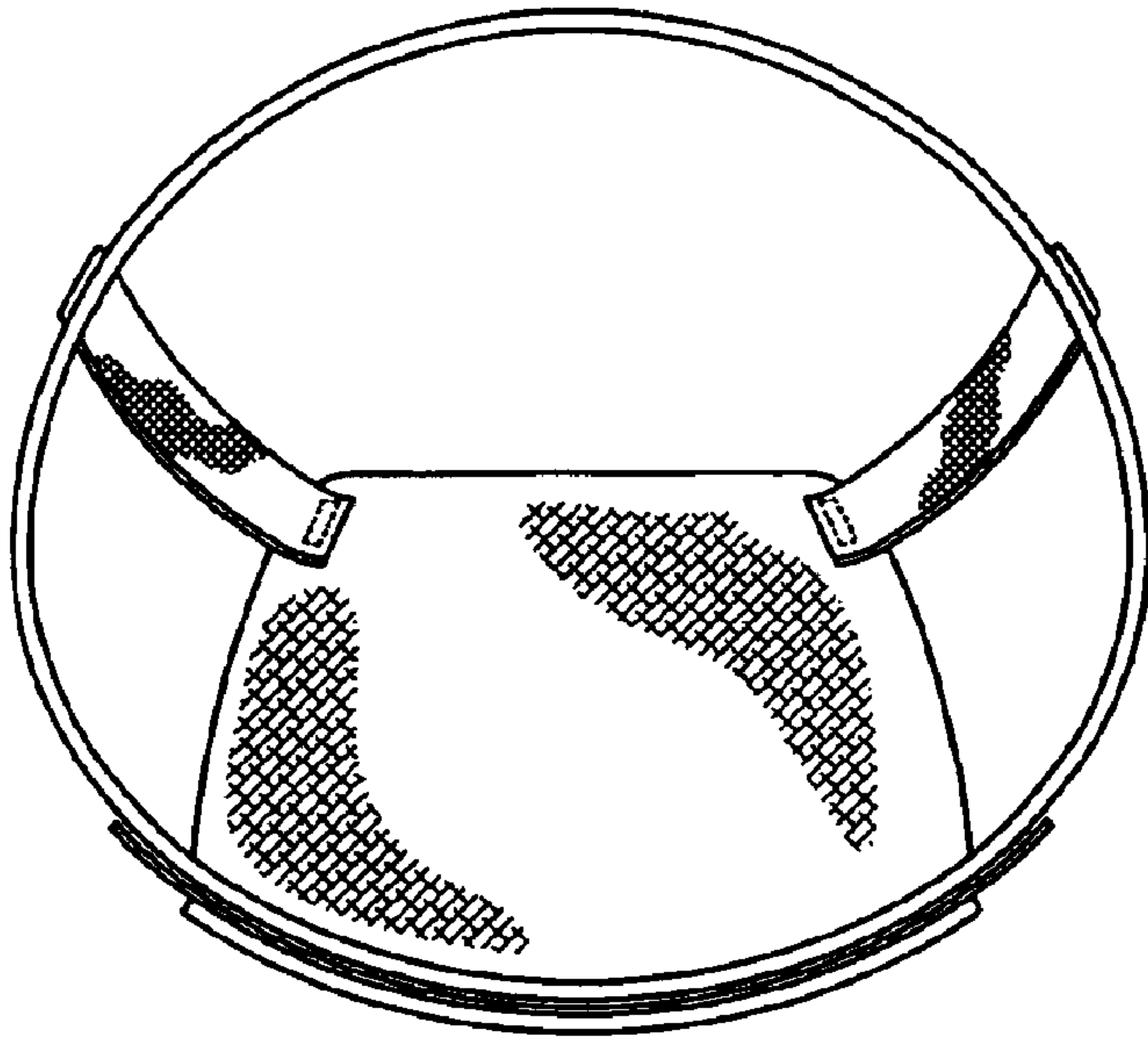


FIG. 5

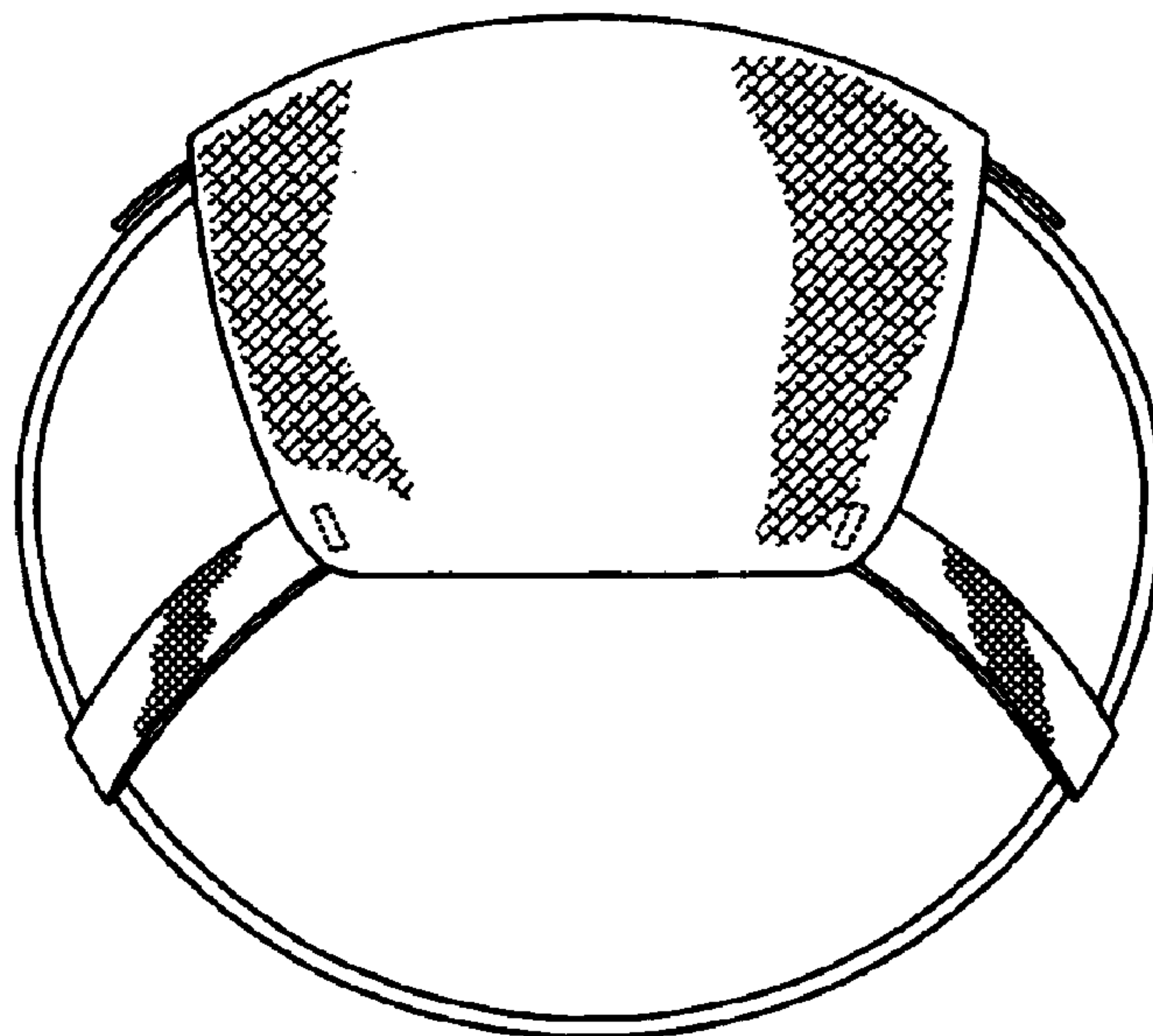


FIG. 6