



US00D503509S

(12) **United States Design Patent** (10) **Patent No.:** **US D503,509 S**
Bell et al. (45) **Date of Patent:** **** Apr. 5, 2005**

(54) **COMPRESSION GARMENT**

(75) Inventors: **Lesli R. Bell**, Williston, VT (US);
Eugenie Z. Lindahl, Colchester, VT (US)

(73) Assignee: **Lightning2 LLC**, Williston, VT (US)

(**) Term: **14 Years**

(21) Appl. No.: **29/185,655**

(22) Filed: **Jul. 1, 2003**

Related U.S. Application Data

(63) Continuation of application No. 10/187,164, filed on Jul. 1, 2002.

(51) **LOC (7) Cl.** **02-01**

(52) **U.S. Cl.** **D2/701; D2/708; 450/72**

(58) **Field of Search** **D2/701, 706, 708; 450/1-4**

(56) **References Cited**

U.S. PATENT DOCUMENTS

1,063,399 A 6/1913 Stansbury
D50,702 S * 5/1917 Perillat D2/708
D124,810 S * 1/1941 Swartz D2/708

(Continued)

FOREIGN PATENT DOCUMENTS

FR 958.747 12/1947
FR 002562768 A1 10/1985
FR 002702143 A1 9/1994
WO WO 95/05095 2/1995
WO WO 96/25131 8/1996

OTHER PUBLICATIONS

www.fourgates.com/clthngstretchbra.asp, Mar. 11, 2002.
www.thebraladies.com/bras.html, Sep. 4, 2001.
www.tiac.net/users/fancyth/bustadjust.html, Mar. 4, 2002.
www.thetotalwomanboutique.com/html/body_the_choices_plus_bra.html, Mar. 4, 2002.

www.thetotalwomanboutique.com/html/body_the_sheer_comfort_bra.html, Mar. 4, 2002.
www.thetotalwomanboutique.com/html/body_the_freedom_lounge_bra.html, Mar. 4, 2002.
www.thetotalwomanboutique.com/html/body_the_comfort_plus_bra.html, Mar. 4, 2002.
www.thetotalwomanboutique.com/html/body_the_freedom_plus.html, Mar. 4, 2002.
www.thetotalwomanboutique.com/html/body_the_embrace_bra.html, Mar. 4, 2002.
www.reflectionsofsymmetry.com/reflections/brassier.html, Mar. 4, 2002.
www.jobst-usa.com/mamSupport.html, Jun. 25, 2002.

Primary Examiner—Louis S. Zarfaz

Assistant Examiner—Sarah E. Gill

(74) *Attorney, Agent, or Firm*—Downs Rachlin Martin PLLC

(57) **CLAIM**

We claim the ornamental design for a compression garment, as shown and described.

DESCRIPTION

FIG. 1 is a view of the compression garment of the present invention in an unfastened state, substantially showing the surfaces of the garment that face outward from a wearer when the garment is worn by the wearer;

FIG. 2 is a view of the compression garment of FIG. 1 in an unfastened state, substantially showing the surfaces of the garment that face inward toward a wearer when the garment is worn by the wearer;


FIG. 3 is a front view of the compression garment of FIG. 1 illustrating the configuration of the garment as worn by a wearer in a fastened state;

FIG. 4 is a right side view of the compression garment of FIG. 1 illustrating the configuration of the garment as worn by a wearer in a fastened state, the left side view being a mirror image of the right side view; and,

FIG. 5 is a rear view of the compression garment of FIG. 1 illustrating the configuration of the garment as worn by a wearer in a fastened state.

Broken lines are added for environmental purposes only and are no part of the claimed design.

1 Claim, 5 Drawing Sheets



US D503,509 S

Page 2

U.S. PATENT DOCUMENTS

D135,316 S	*	3/1943	Heller	D2/708	3,950,792 A	4/1976	Williams	3/36
2,401,895 A	*	6/1946	Amyot	450/72	4,440,174 A	4/1984	Cordova	128/455
2,436,430 A		2/1948	Hart	2/42	4,804,351 A	2/1989	Raml et al.	450/58
D156,768 S	*	1/1950	Sachs	D2/708	5,158,541 A	10/1992	McCurley	602/79
D158,676 S	*	5/1950	Mayer	D2/708	5,359,732 A	11/1994	Waldman et al.	2/67
D159,094 S	*	6/1950	Pepin	D2/708	5,690,537 A	11/1997	Kalmus	450/57
D161,615 S	*	1/1951	Dubner	D2/708	5,800,245 A	9/1998	Barbe-Vicuna et al.	450/57
D162,681 S	*	3/1951	Newman	D2/708	5,839,942 A	11/1998	Miller	450/58
D181,479 S	*	11/1957	Cascio	D2/706	5,868,601 A	2/1999	Kelemencky	450/59
2,864,373 A		12/1958	Buckley	128/481	6,068,538 A	5/2000	Alleyne	450/58
2,888,930 A		6/1959	Coleman et al.	128/429	6,086,450 A	7/2000	Mankovitz	450/20
3,173,420 A		3/1965	Mazzoni et al.	128/478	6,168,498 B1	1/2001	Wagner	450/58
D207,478 S	*	4/1967	Sachs	D2/707	6,361,397 B1	3/2002	Mankovitz et al.	450/20

* cited by examiner

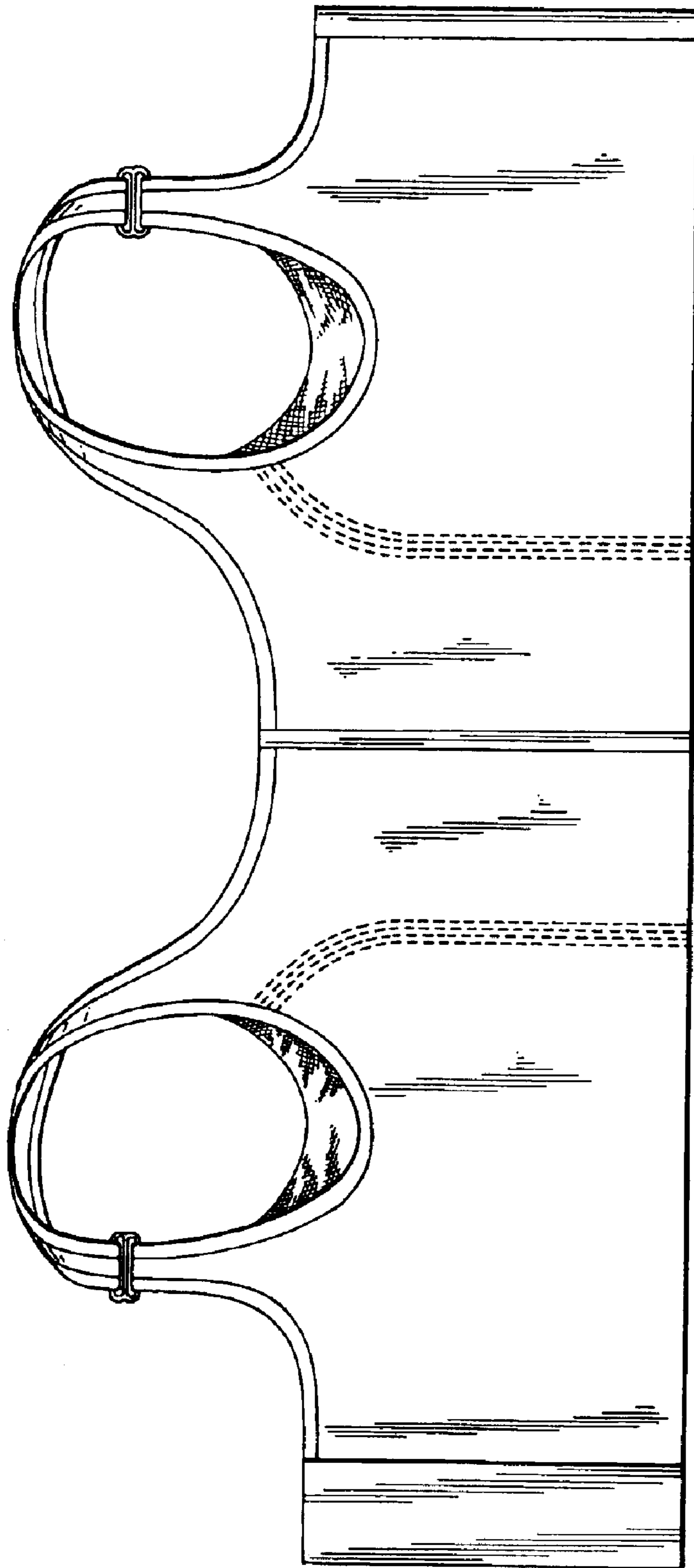


FIG. 1

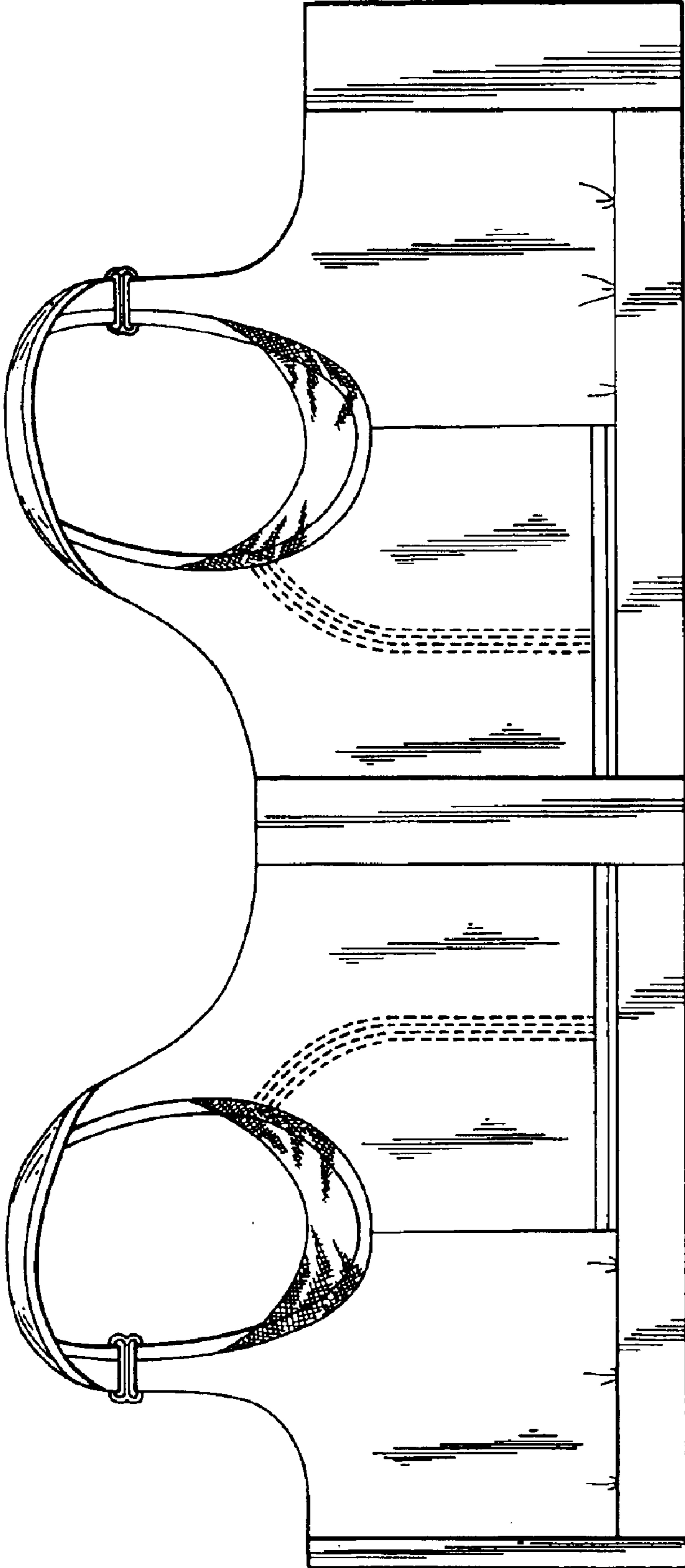


FIG. 2

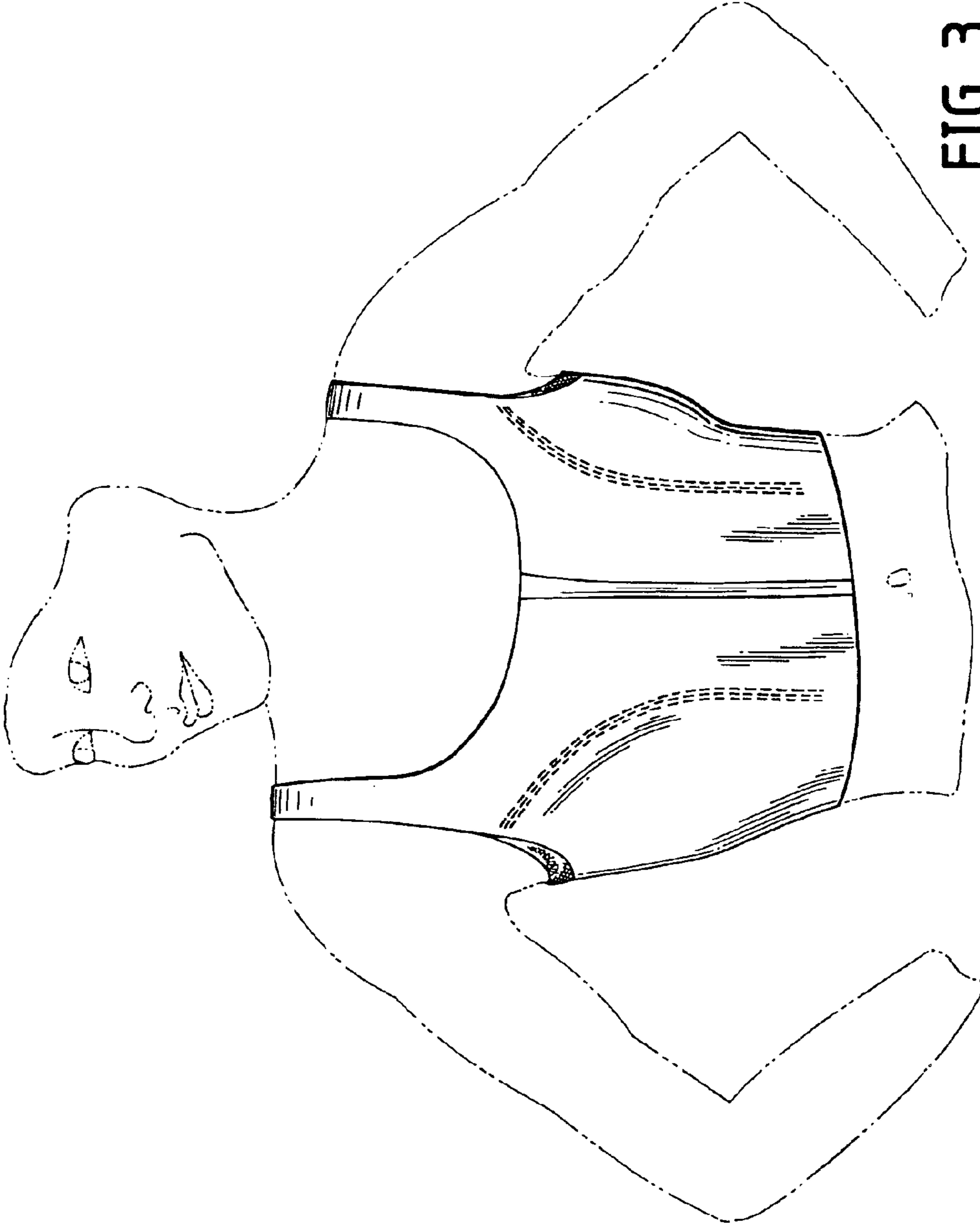


FIG. 3

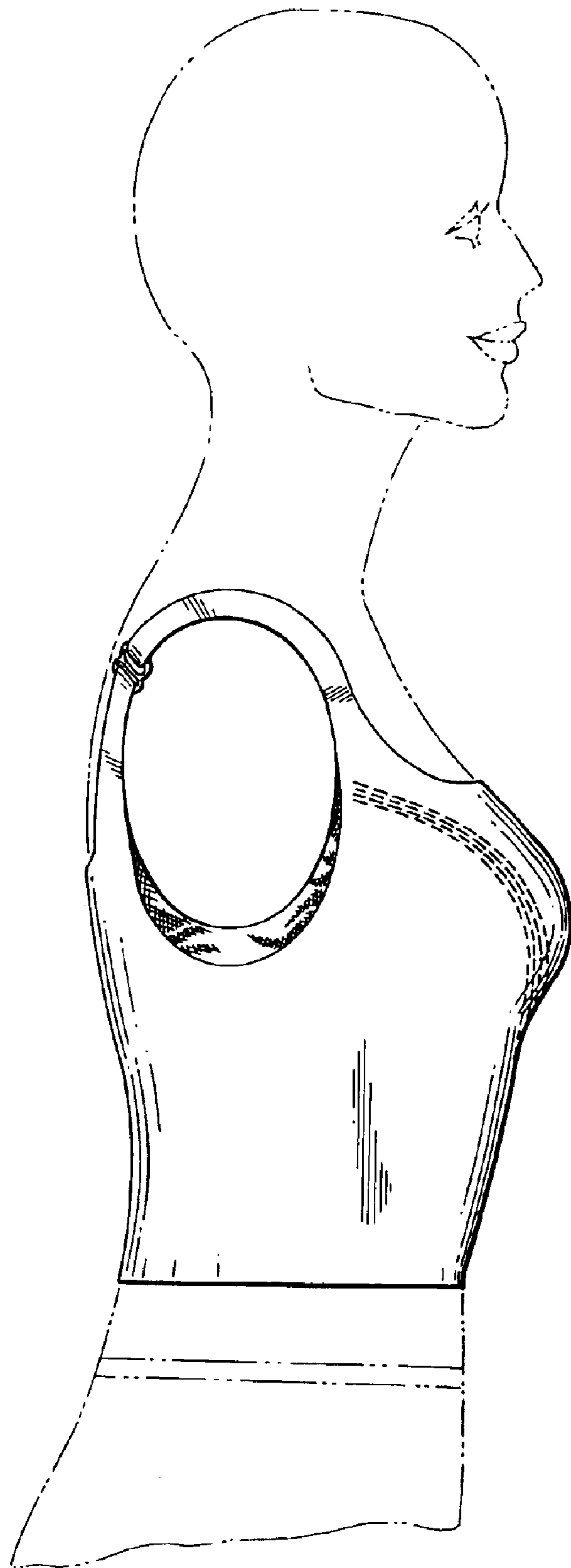


FIG. 4

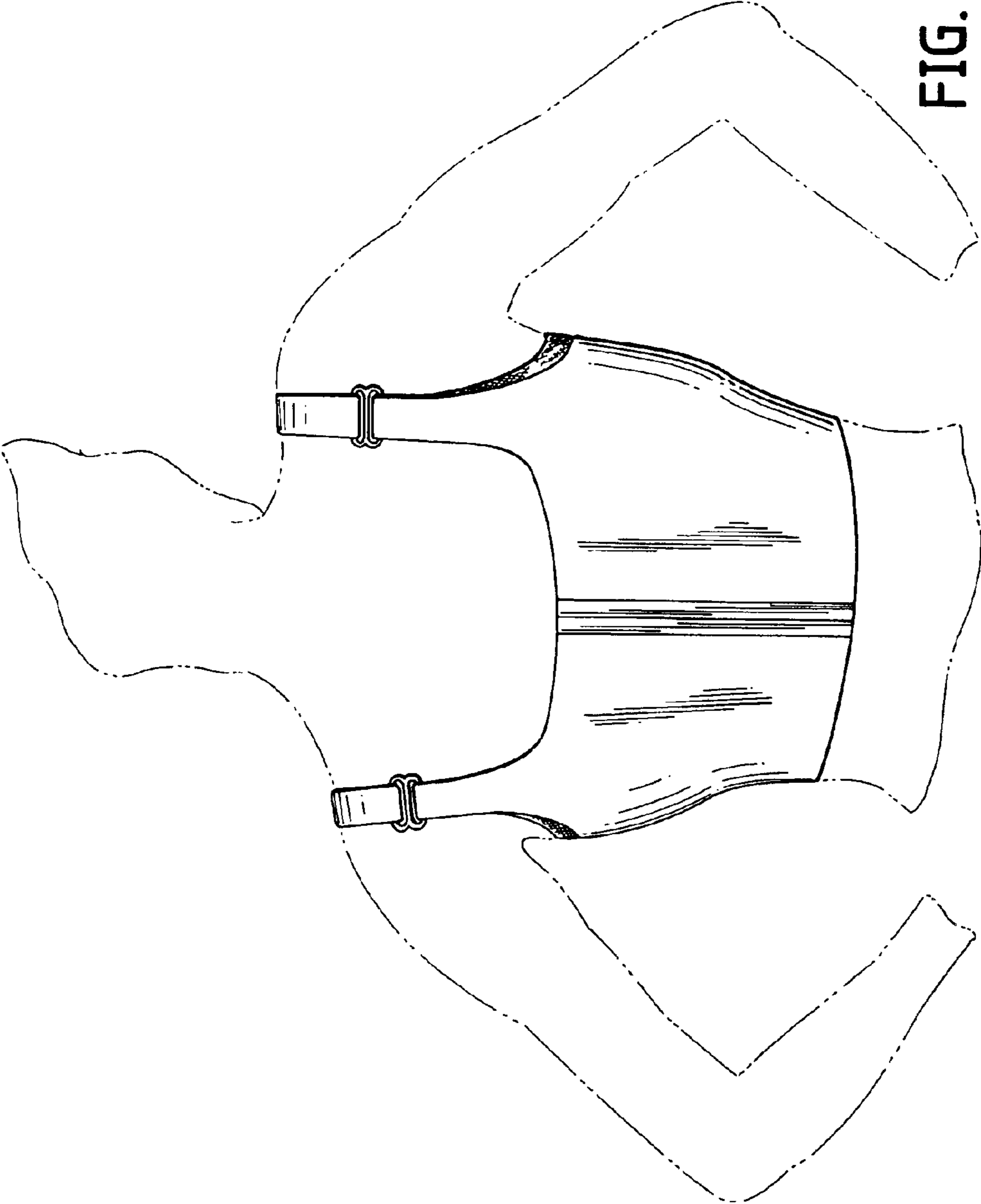


FIG. 5