

US00D503506S

(12) **United States Design Patent** (10) **Patent No.:** **US D503,506 S**
Tepper et al. (45) **Date of Patent:** **** Apr. 5, 2005**

(54) **HOT DOG CHEW**
 (75) Inventors: **Jacob Tepper**, Boca Raton, FL (US);
Steven Mendal, New York, NY (US)
 (73) Assignee: **Petra Pet, Inc.**, Carlstadt, NJ (US)
 (**) Term: **14 Years**

D477,693 S 7/2003 Kirch
 D477,695 S 7/2003 Kirch
 D479,369 S 9/2003 Kirch
 2003/0106500 A1 6/2003 Kirch

FOREIGN PATENT DOCUMENTS

DE 2402346 * 7/1975 D30/160

OTHER PUBLICATIONS

R.C. Steele Pet Supplies catalog; p. 16; Rawhide Chews top of page; #RB20-6632 Retriever 11".*
 Doctors Foster & Smith catalog; p. 104; Natural Rawhide 10" Retriever Stick #AE-3213.*
 Doctors Foster & Smith catalog; p. 100; Rawhide Mini Rolls; #AE-7772.*

* cited by examiner

Primary Examiner—Cathy Anne MacCormac
 (74) *Attorney, Agent, or Firm*—Weingram & Associates, P.C.

(21) Appl. No.: **29/175,894**
 (22) Filed: **Feb. 12, 2003**
 (51) **LOC (7) Cl.** **01-01**
 (52) **U.S. Cl.** **D1/101; D1/122; D1/199;**
D30/160
 (58) **Field of Search** D30/160; 119/702,
 119/706-711; D1/101, 106, 120, 126, 127-129,
 199; 426/92, 104, 138, 283, 499-500, 503,
 512, 513-514, 516-518, 573, 805

(56) **References Cited**

U.S. PATENT DOCUMENTS

2,051,682 A * 8/1936 Couture 426/138
 2,988,045 A 6/1961 Fisher
 3,368,528 A * 2/1968 Ganoë 119/709
 3,551,161 A * 12/1970 Whitestone 426/283
 5,673,653 A 10/1997 Sherrill
 5,711,254 A 1/1998 O'Rourke
 5,897,893 A 4/1999 Mohilef
 5,897,900 A * 4/1999 Groulx et al. 426/92
 6,014,950 A * 1/2000 Rogers 119/710
 6,156,357 A * 12/2000 Franklin 426/283
 6,165,522 A * 12/2000 Lira 426/500
 6,238,715 B1 5/2001 Baikie
 6,277,420 B1 8/2001 Anderson et al.
 D453,864 S * 2/2002 Olivares et al. D30/160
 D472,682 S 4/2003 Tepper et al.
 D476,118 S 6/2003 Kirch

(57) **CLAIM**

We claim the ornamental design for a hot dog chew, as shown and described.

DESCRIPTION

FIG. 1 is a perspective view of a hot dog chew showing our new design taken from the top, front and left side;
 FIG. 2 is a top plan view thereof;
 FIG. 3 is a front elevation view thereof;
 FIG. 4 is a rear elevation view thereof;
 FIG. 5 is a bottom plan view thereof;
 FIG. 6 is a right side elevation view thereof; and,
 FIG. 7 is a left side elevation view thereof.

1 Claim, 4 Drawing Sheets

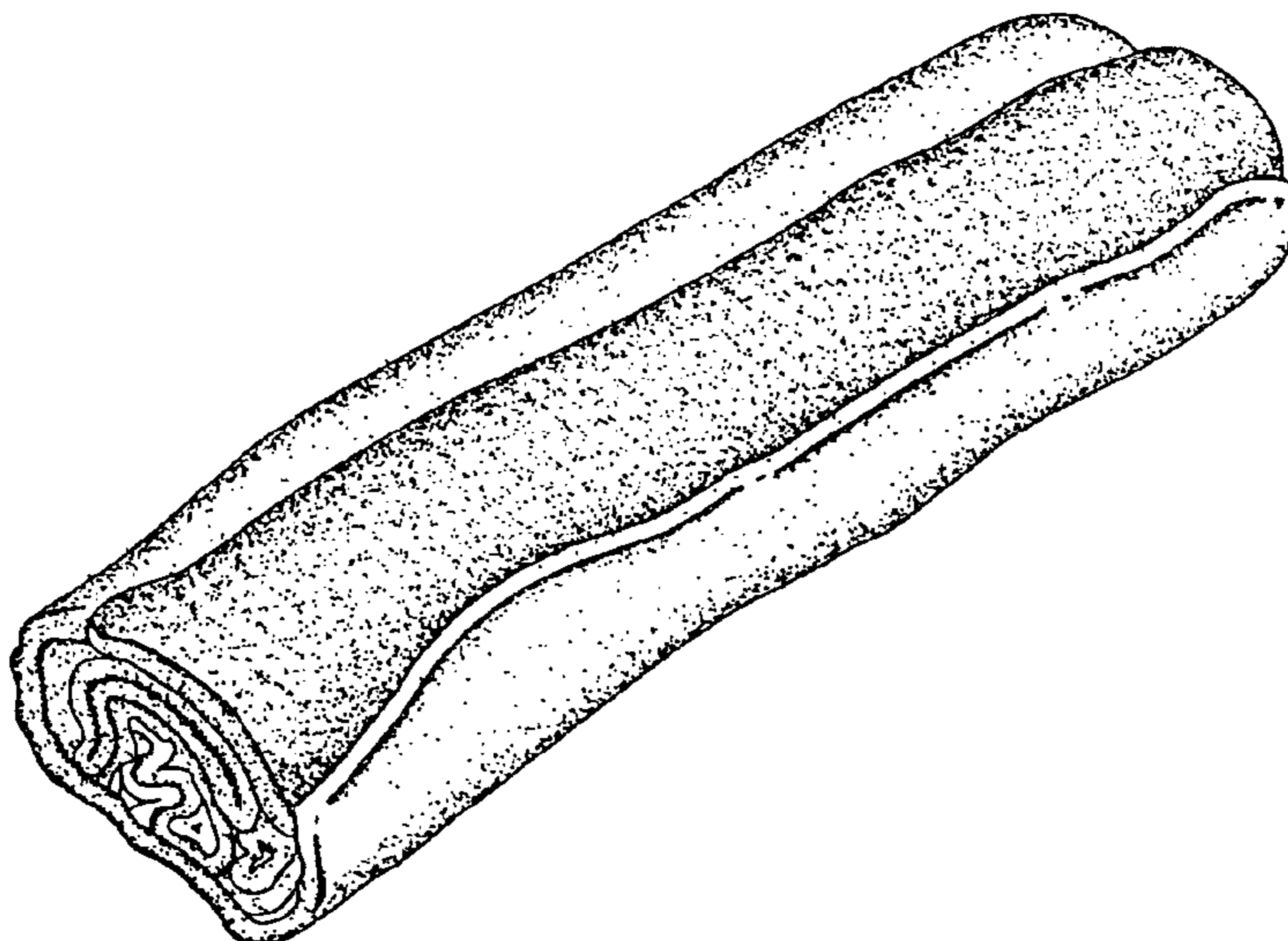


FIG. 1

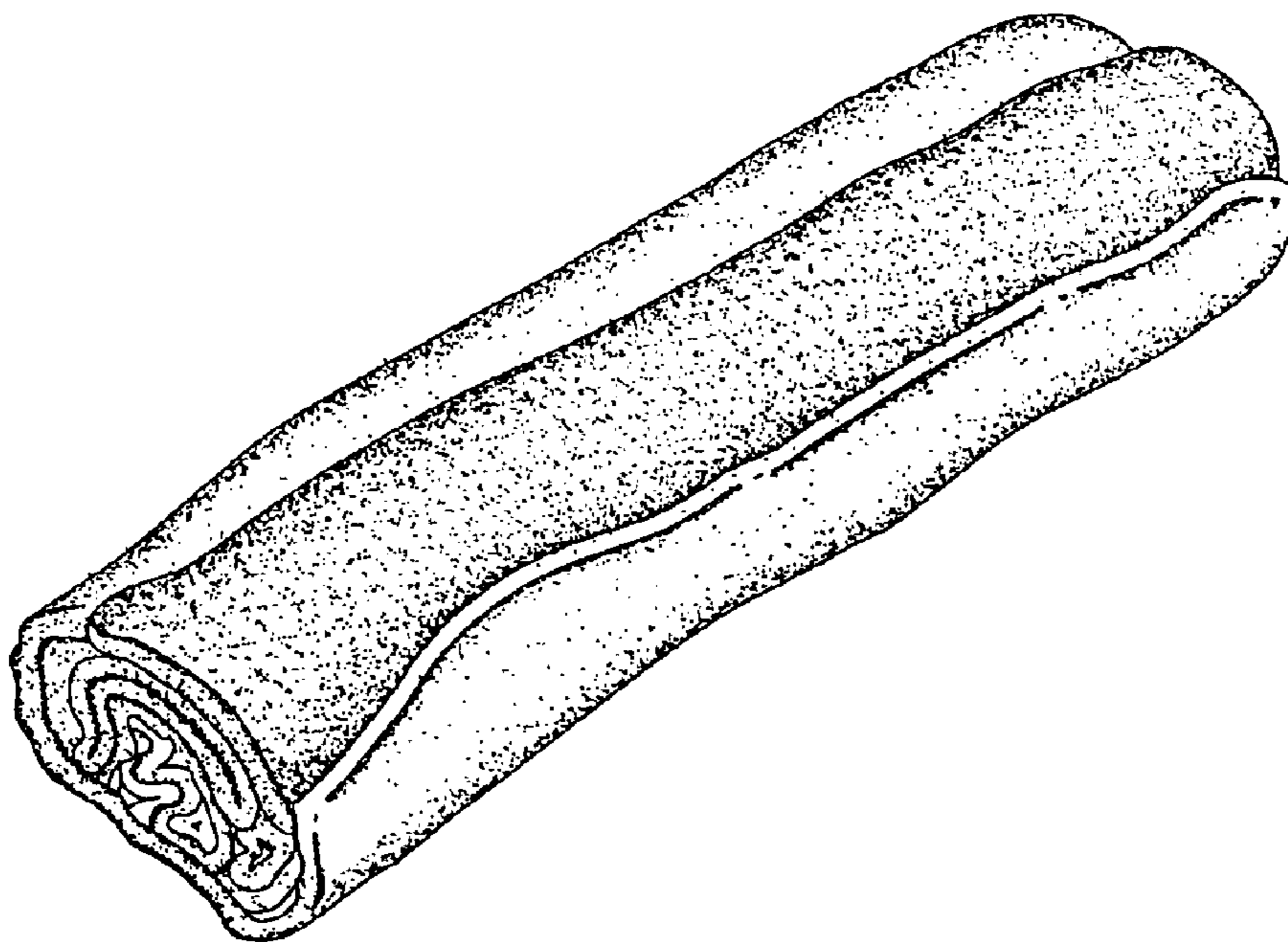


FIG. 2

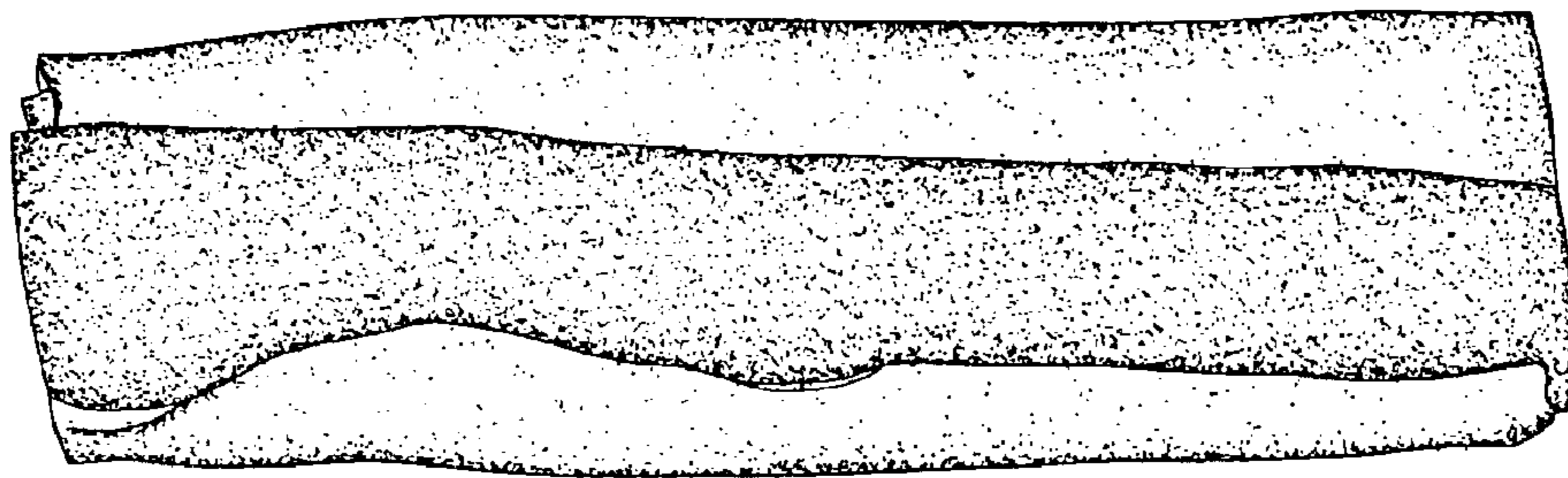


FIG. 3

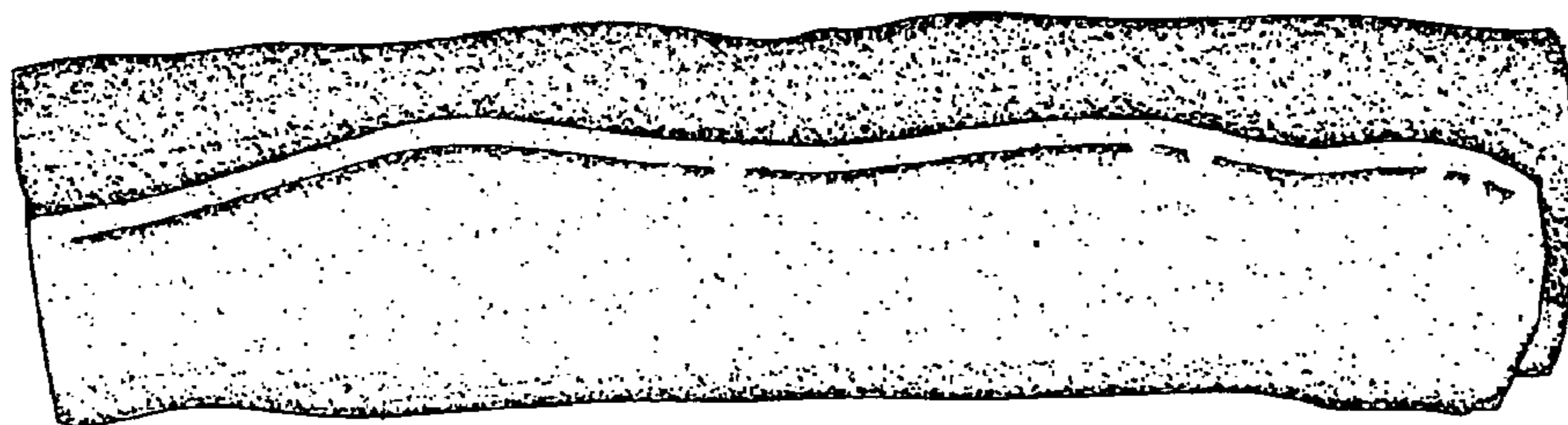


FIG. 4

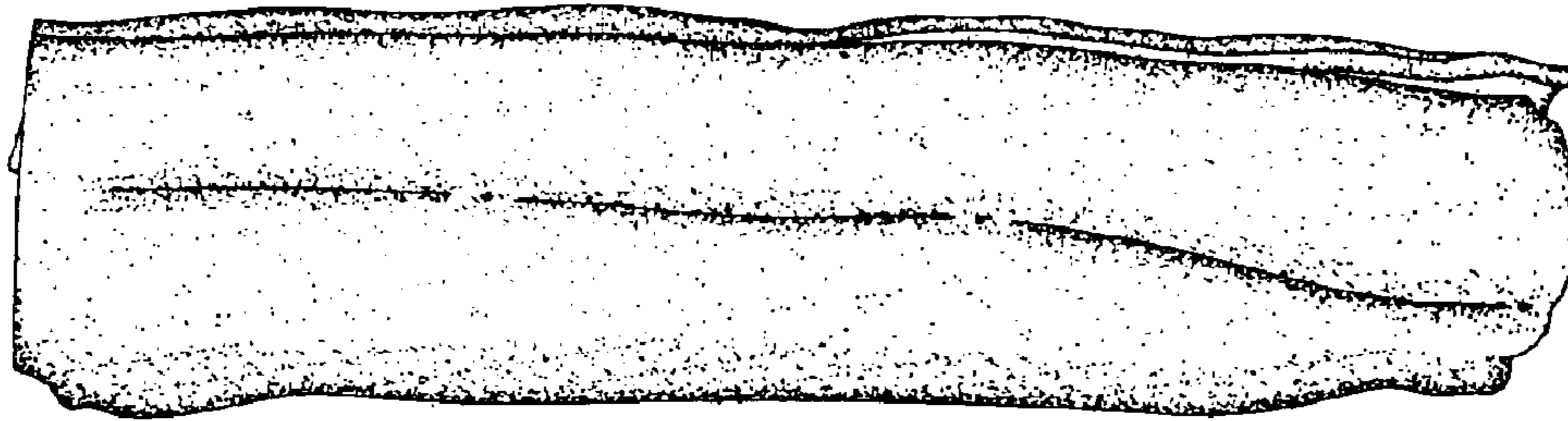


FIG. 5




FIG. 6



FIG. 7

