

US00D503493S

(12) **United States Design Patent**  
**Park**

(10) **Patent No.:** **US D503,493 S**

(45) **Date of Patent:** **\*\* Mar. 29, 2005**

(54) **LIGHTER**

(75) **Inventor:** **Keith K. Park**, La Canada Flintridge,  
CA (US)

(73) **Assignee:** **Prometheus International, Inc.**,  
Commerce, CA (US)

(\*\*) **Term:** **14 Years**

(21) **Appl. No.:** **29/190,675**

(22) **Filed:** **Sep. 24, 2003**

(51) **LOC (7) Cl.** ..... **27-05**

(52) **U.S. Cl.** ..... **D27/143; D27/157**

(58) **Field of Search** ..... **D27/141-143,**  
**D27/152-161; 431/143, 151, 153, 253-256;**  
**131/249**

(56) **References Cited**

**U.S. PATENT DOCUMENTS**

D348,119 S	6/1994	Maruyama	
D376,668 S	12/1996	Maruyama	
D443,717 S	6/2001	Minagawa et al.	
6,257,873 B1 *	7/2001	Song	431/253
6,298,856 B1 *	10/2001	Park	131/249
D454,223 S	3/2002	Park	
D454,224 S	3/2002	Park	
D459,834 S	7/2002	Park	
D460,211 S	7/2002	Park	

**OTHER PUBLICATIONS**

- Prometheus Fall 2002 –Fall 2003 catalog, p. 54, Oct. 2002.
- Prometheus Fall 2002 –Fall 2003 catalog, p. 55, Oct. 2002.
- Prometheus Fall 2002 –Fall 2003 catalog, p. 60, Oct. 2002.
- Prometheus Fall 2002 –Fall 2003 catalog, p. 62, Oct. 2002.
- Prometheus Fall 2002 –Fall 2003 catalog, p. 70, Oct. 2002.

\* cited by examiner

*Primary Examiner*—Jennifer Rivard

(74) *Attorney, Agent, or Firm*—Knobbe, Martens, Olson &  
Bear, LLP

(57) **CLAIM**

The ornamental design for a lighter, as shown and described.

**DESCRIPTION**

FIG. 1 is a front perspective view of a preferred embodiment of the lighter according to the present design;

FIG. 2 is a front perspective view of the lighter of FIG. 1, illustrating a cover of the lighter in an open position;

FIG. 3 is a front elevational view of the lighter of FIG. 1;

FIG. 4 is a rear elevational view of the lighter of FIG. 1;

FIG. 5 is a left-side elevational view of the lighter of FIG. 1, the right-side elevational view being a mirror image thereof;

FIG. 6 is a top plan view of the lighter of FIG. 1;

FIG. 7 is a bottom plan view of the lighter of FIG. 1;

FIG. 8 is a front perspective view of another preferred embodiment of the lighter according to the present design;

FIG. 9 is a front perspective view of the lighter of FIG. 8, illustrating a cover and a cigar cutter of the lighter in open positions;

FIG. 10 is a front elevational view of the lighter of FIG. 8;

FIG. 11 is a rear elevational view of the lighter of FIG. 8;

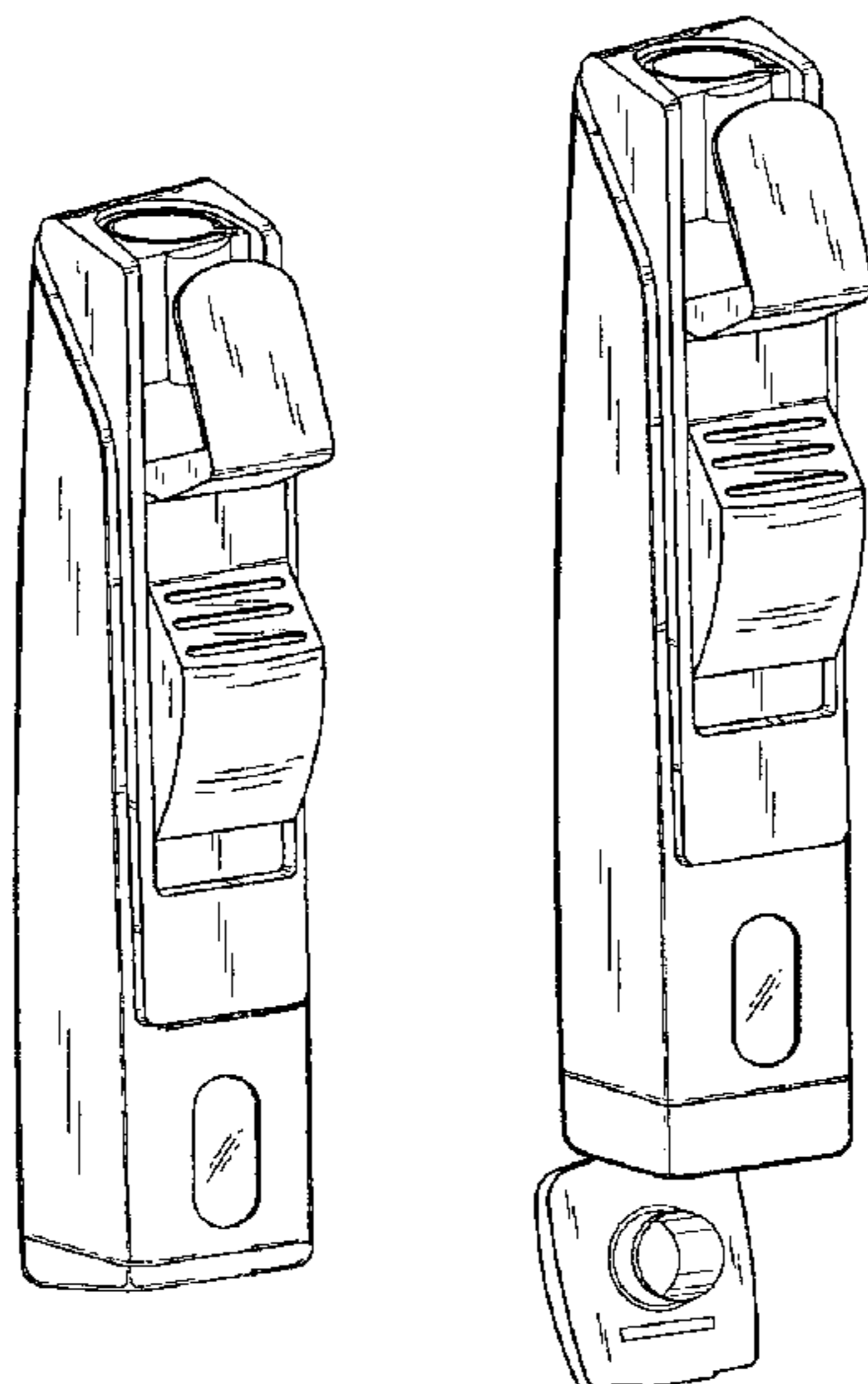
FIG. 12 is a left-side elevational view of the lighter of FIG. 8, the right-side elevational view being a mirror image thereof;


FIG. 13 is a top plan view of the lighter of FIG. 8; and,

FIG. 14 is a bottom plan view of the lighter of FIG. 8.


Phantom lining, where used, is for illustrative purposes only and is not intended to limit the claimed design to the features shown in phantom.

**1 Claim, 4 Drawing Sheets**





*FIG. 2*



*FIG. 1*




FIG. 5




FIG. 4

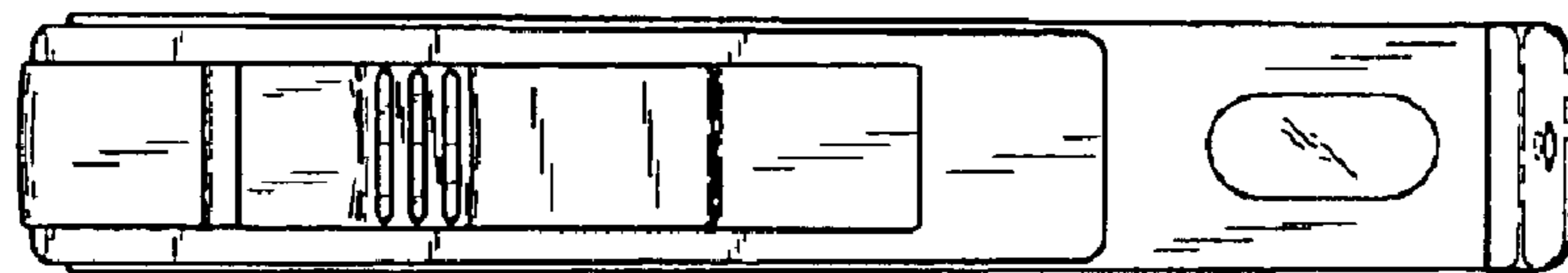


FIG. 3

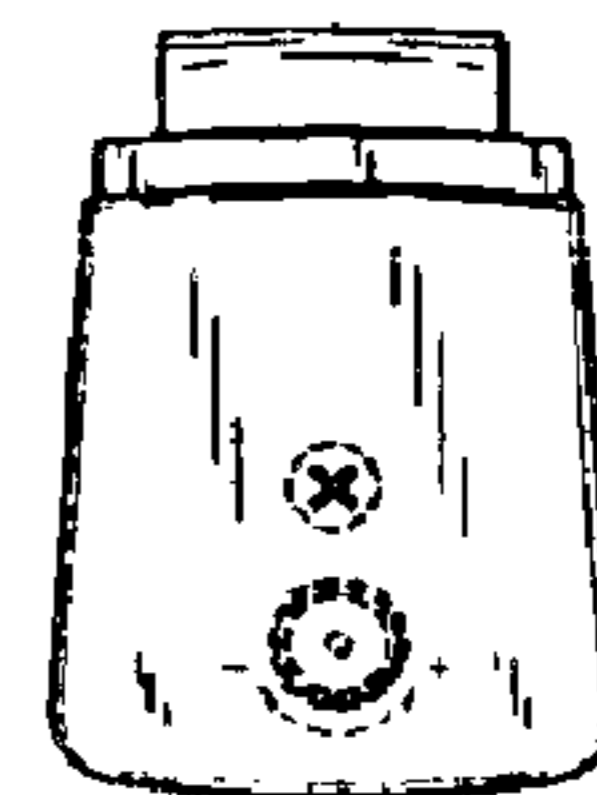


FIG. 7

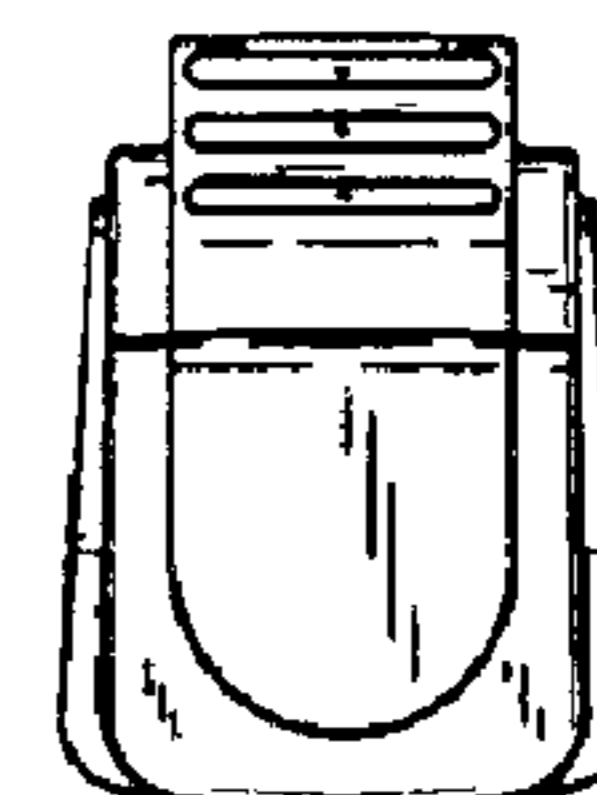


FIG. 6

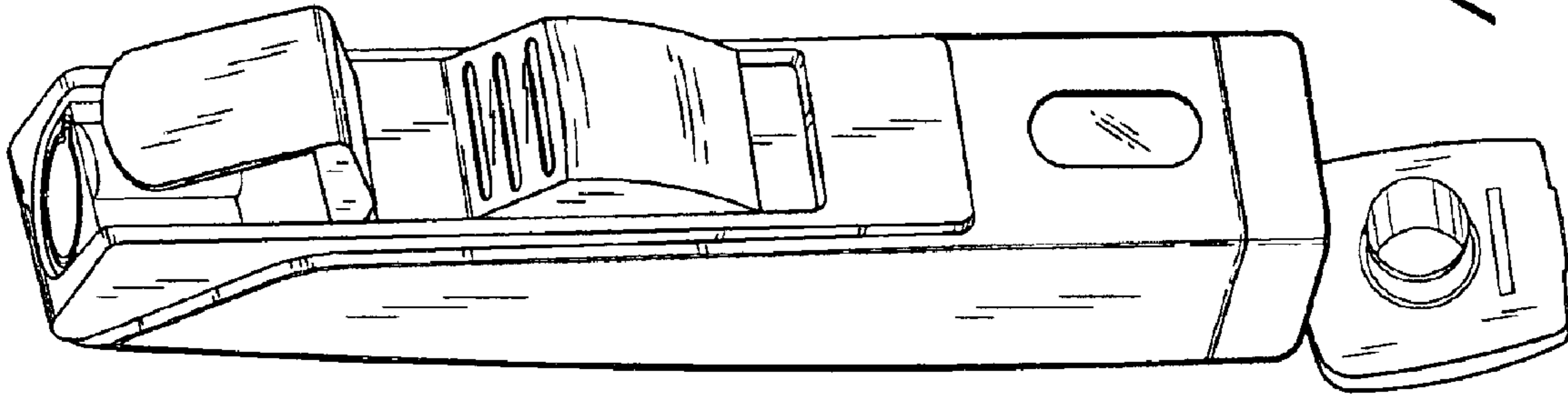


FIG. 9




FIG. 8

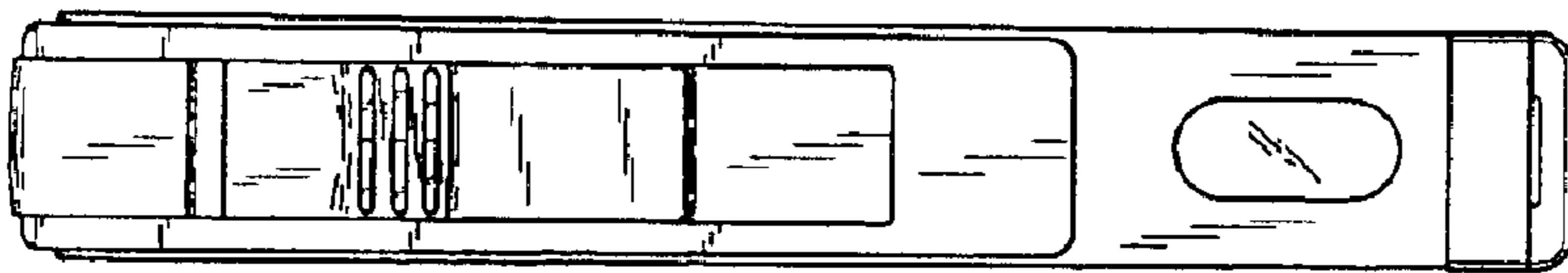


FIG. 10




FIG. 11




FIG. 12




FIG. 13

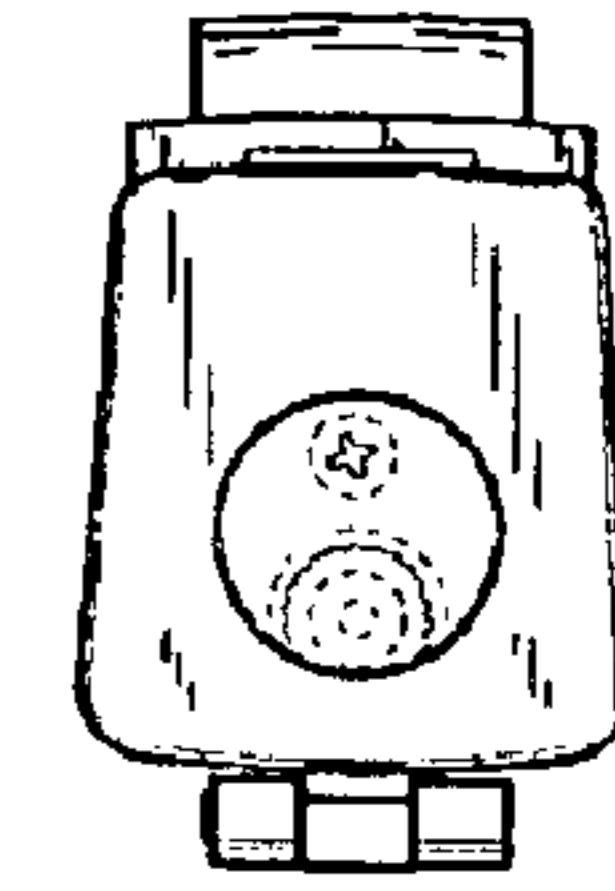


FIG. 14