

US00D503466S

(12) **United States Design Patent**  
**Davis**

(10) **Patent No.:** **US D503,466 S**  
(45) **Date of Patent:** **\*\* Mar. 29, 2005**

(54) **LID FOR A TOILET SEAT**

(76) **Inventor:** **Maurice Davis**, 35 Empress Avenue.,  
Suite 2103, North York, Ontario (CA),  
M2N 0T3

(\*\*) **Term:** **14 Years**

(21) **Appl. No.:** **29/186,071**

(22) **Filed:** **Jul. 10, 2003**

(51) **LOC (7) Cl.** ..... **23-02**

(52) **U.S. Cl.** ..... **D23/311**

(58) **Field of Search** ..... D23/270-271,  
D23/273-274, 295, 299, 301, 303, 309,  
311; 4/663-664, 300, 329, 483, 217, DIG. 15,  
237-239, DIG. 6, 242.1

(56) **References Cited**

**U.S. PATENT DOCUMENTS**

D161,108 S \* 12/1950 Kandarian ..... D23/311  
2,903,713 A \* 9/1959 Previte ..... D23/311

D352,102 S \* 11/1994 Barnette et al. .... D23/311  
D352,773 S \* 11/1994 Haleschuk ..... D23/311  
D473,296 S \* 4/2003 Tucci ..... D23/311

\* cited by examiner

*Primary Examiner*—Robert A. Delehanty  
(74) *Attorney, Agent, or Firm*—Torys LLP


(57) **CLAIM**

I claim the ornamental design for a lid for a toilet seat, as shown and described.

**DESCRIPTION**

FIG. 1 is an isometric view of the claimed design of a lid for a toilet seat according to an embodiment of the invention; FIG. 2 is a front view thereof; FIG. 3 is a rear view thereof; FIG. 4 is a right side view thereof; FIG. 5 is a left side view thereof; FIG. 6 is a top view thereof; and, FIG. 7 is a bottom view thereof.

**1 Claim, 4 Drawing Sheets**






Fig. 1




Fig. 2




Fig. 3




Fig. 4




Fig. 5

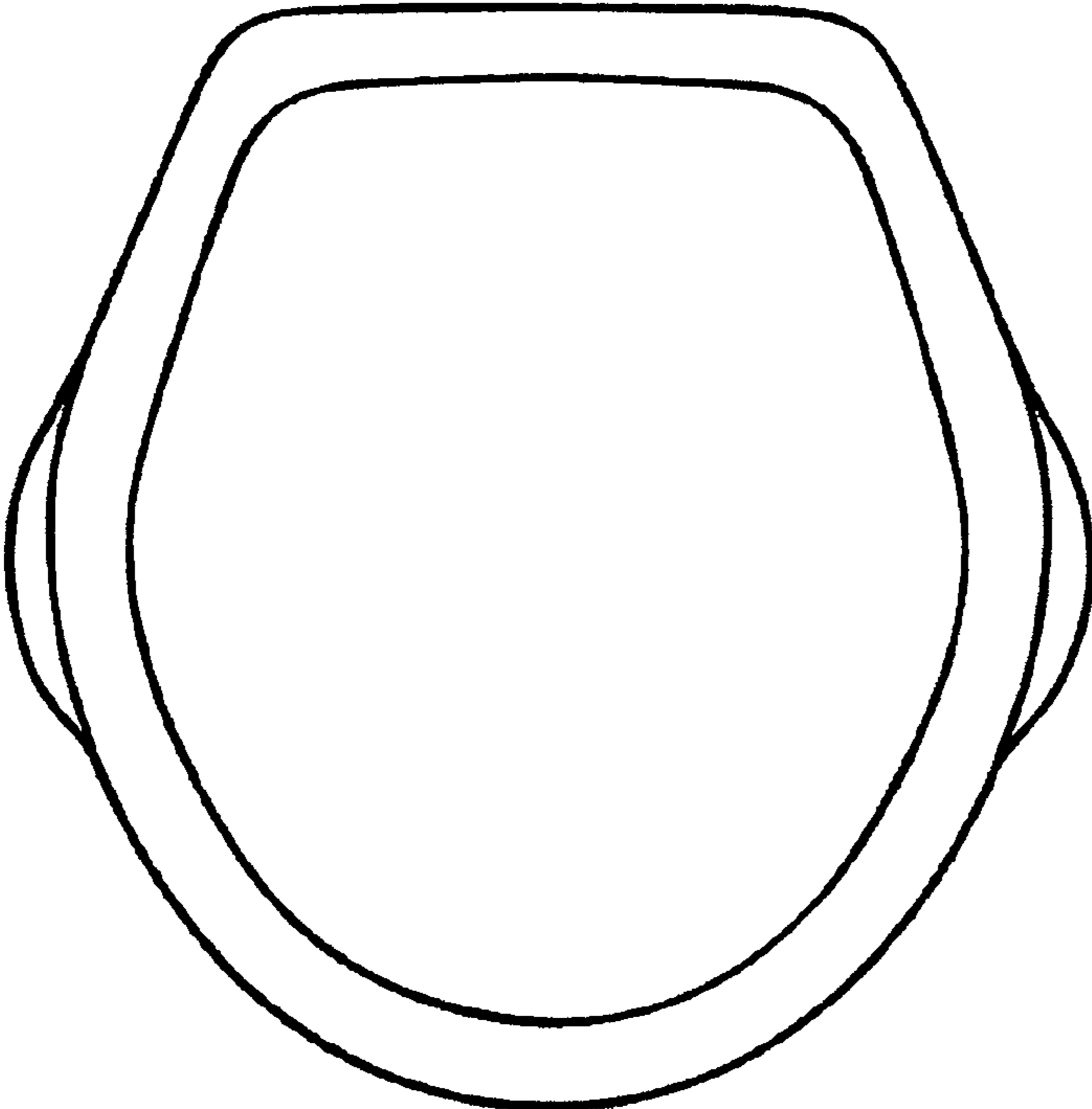


Fig. 6

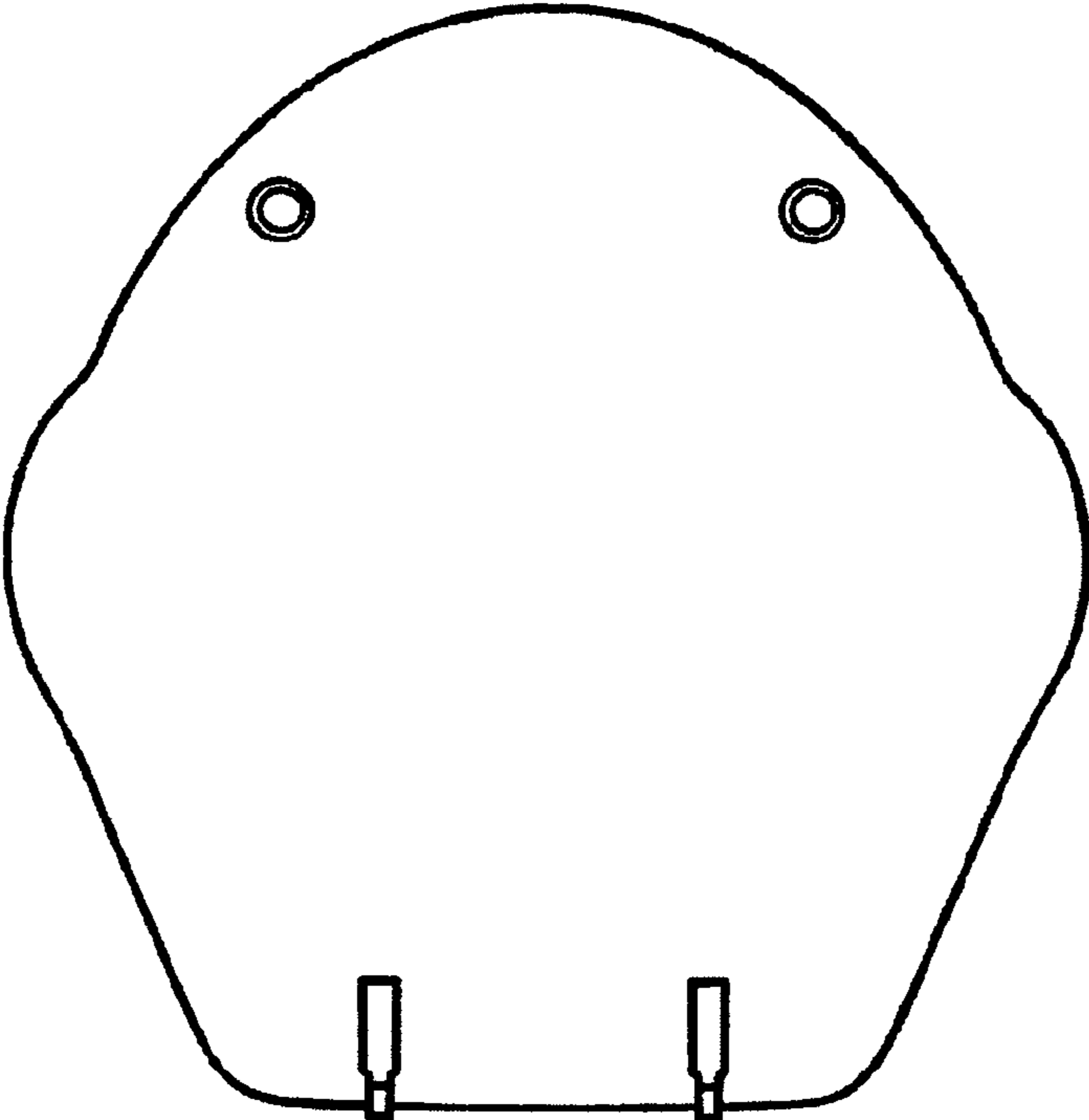


Fig. 7