

US00D503450S

(12) **United States Design Patent**
King

(10) **Patent No.: US D503,450 S**
(45) **Date of Patent: ** Mar. 29, 2005**

(54) **ENTERTAINMENT MACHINE**
(75) **Inventor: John Byron King, Ashton-under-Lyne (GB)**
(73) **Assignee: IGT-UK Limited (GB)**
(**) **Term: 14 Years**

D280,747 S * 9/1985 Stasney D21/325
D297,655 S * 9/1988 Daugherty D21/325
D361,095 S * 8/1995 O'Donnell D21/325
D398,031 S * 9/1998 Campbell et al. D21/324
D449,346 S * 10/2001 Gatto et al. D21/325
D463,503 S * 9/2002 Stephan D21/325
D466,558 S * 12/2002 Hirato et al. D21/325
D468,364 S * 1/2003 Beadell et al. D21/325

* cited by examiner

(21) **Appl. No.: 29/186,558**
(22) **Filed: Jul. 17, 2003**
(30) **Foreign Application Priority Data**

Jan. 17, 2003 (GB) 3010122

(51) **LOC (7) Cl. 21-02**
(52) **U.S. Cl. D21/811; D21/325**
(58) **Field of Search D21/324-333,
D21/811-814; D6/438; 273/85 R, 148 B,
433-438, 138 R**

Primary Examiner—Mitchell Siegel
(74) *Attorney, Agent, or Firm*—George H. Gerstman;
Seyfarth Shaw LLP

(57) **CLAIM**

The ornamental design for the entertainment machine, as shown and described.


DESCRIPTION

FIG. 1 is a front elevational view of the entertainment machine;
FIG. 2 is a left side view thereof;
FIG. 3 is a rear elevational view thereof;
FIG. 4 is a top plan view thereof;
FIG. 5 is a front elevational view of a second embodiment of the entertainment machine disclosed in FIG. 1; and,
FIG. 6 is a top plan view thereof.

(56) **References Cited**
U.S. PATENT DOCUMENTS

D120,997 S * 6/1940 Meyer D21/811
D126,225 S * 4/1941 Meyer D21/811
D135,407 S * 4/1943 Meyer D21/811
D246,916 S * 1/1978 Cheng D21/325
D261,966 S * 11/1981 Rex D6/438

1 Claim, 6 Drawing Sheets






FIG. 1




FIG. 2

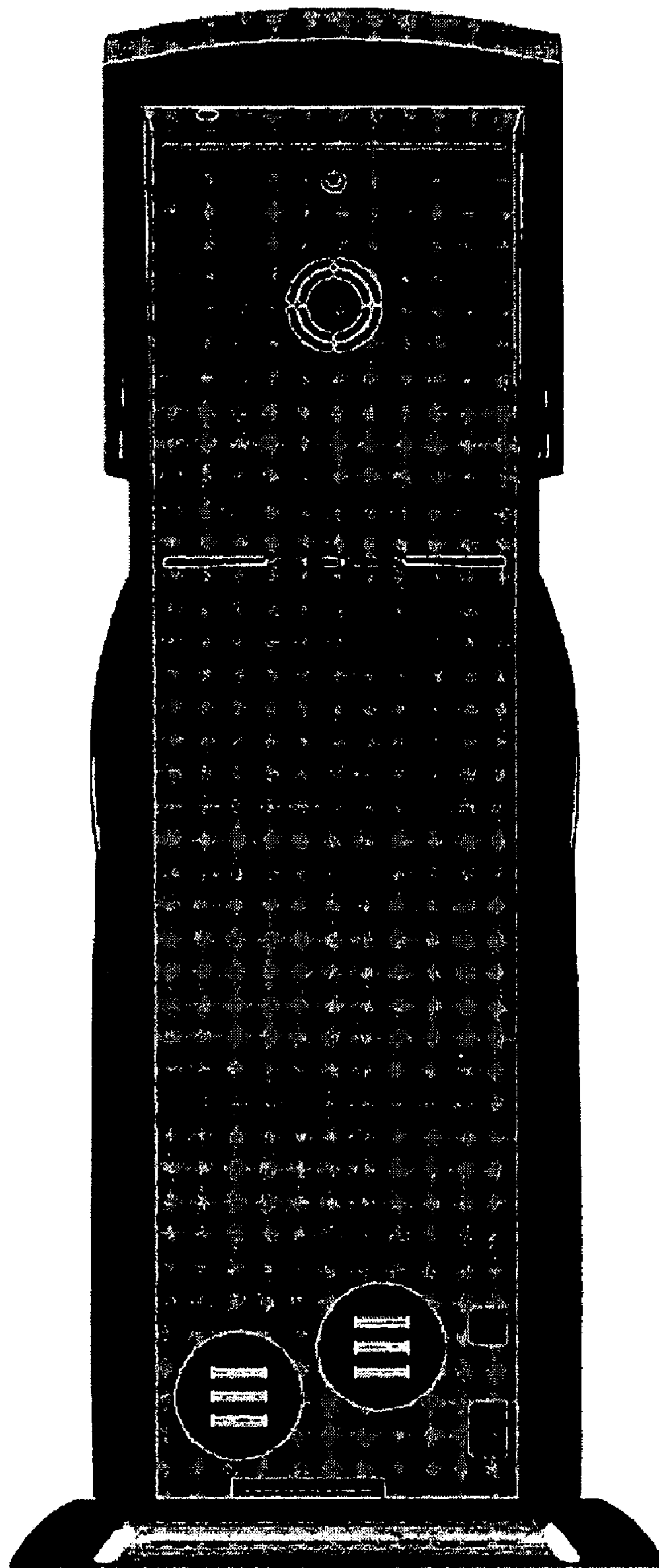


FIG. 3




FIG. 4




FIG. 5




FIG. 6