

US00D503443S

(12) **United States Design Patent**
Gillig

(10) **Patent No.:** **US D503,443 S**
(45) **Date of Patent:** **** Mar. 29, 2005**

(54) **GOLF CLUB HEAD A**

D470,553 S 2/2003 Helmstetter et al.
6,530,848 B2 3/2003 Gillig

(76) **Inventor:** **John P. Gillig**, 2823 N. Course Dr.,
Pompano Beach, FL (US) 33069

* cited by examiner

(**) **Term:** **14 Years**

Primary Examiner—Mitchell Siegel
(74) *Attorney, Agent, or Firm*—M. K. Silverman

(21) **Appl. No.:** **29/197,981**

(57) **CLAIM**

(22) **Filed:** **Jan. 21, 2004**

The ornamental design for golf club head A, substantially as shown.

(51) **LOC (7) Cl.** **21-02**

(52) **U.S. Cl.** **D21/733**

(58) **Field of Search** **D21/733-752;**
473/324-331, 340-346, 350

DESCRIPTION

FIG. 1 is a rear diagonal view of a golf club head showing my new design.

FIG. 2 is a front elevational view thereof.

FIG. 3 is a rear elevational view of the golf club head design.

FIG. 4 is an inner side view thereof.

FIG. 5 is an outer side view thereof.

FIG. 6 is a top view thereof; and,

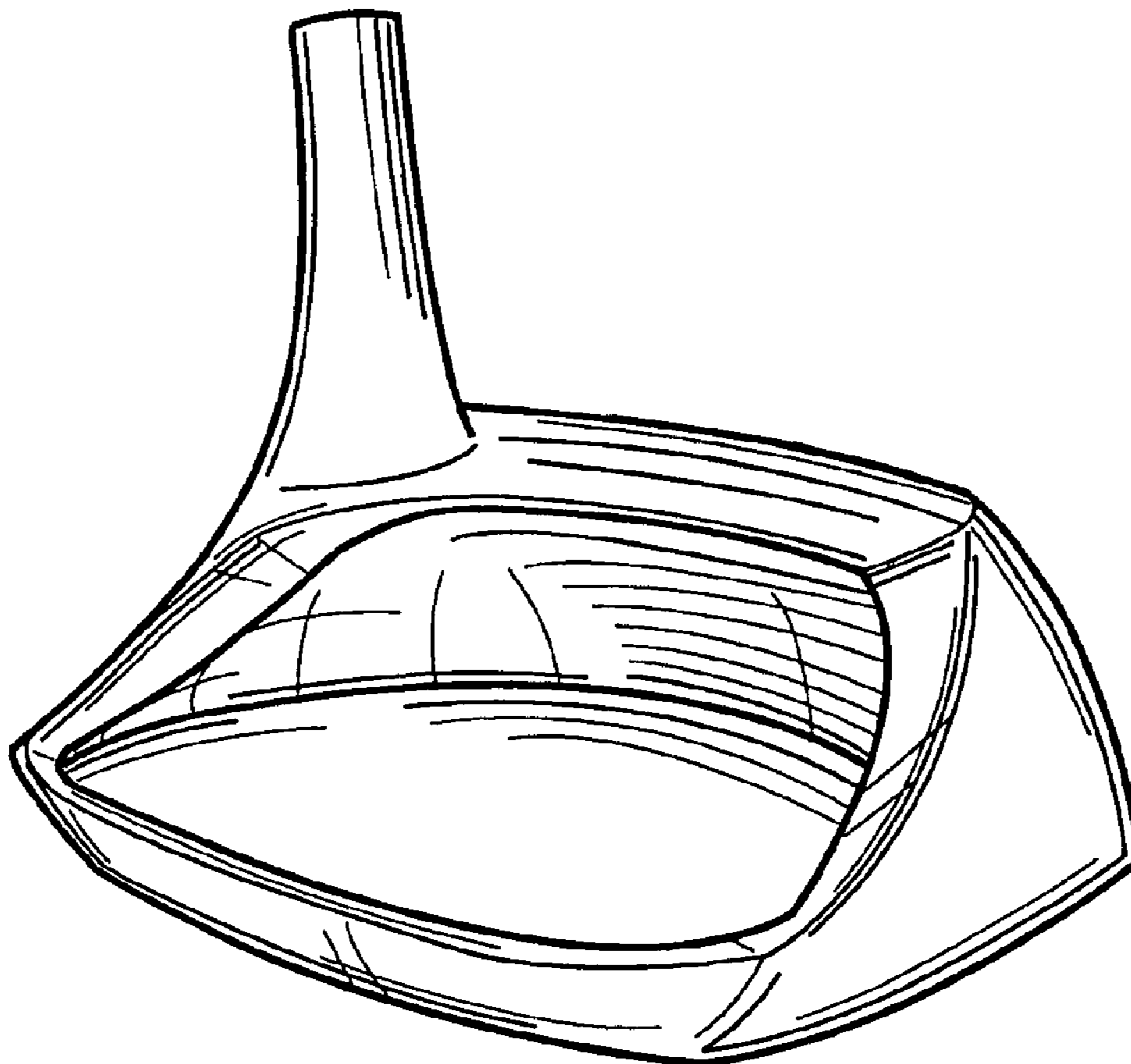
FIG. 7 is a bottom view of my inventive design for a golf head design.

(56) **References Cited**

U.S. PATENT DOCUMENTS

D239,187 S	3/1976	Smith	
4,900,029 A	2/1990	Sinclair	
D363,100 S	10/1995	Long	
D427,263 S	* 6/2000	Bober D21/744
D447,201 S	8/2001	Boyd	
D470,203 S	* 2/2003	Rollinson et al. D21/733
D470,552 S	* 2/2003	Cleveland et al. D21/733

1 Claim, 4 Drawing Sheets



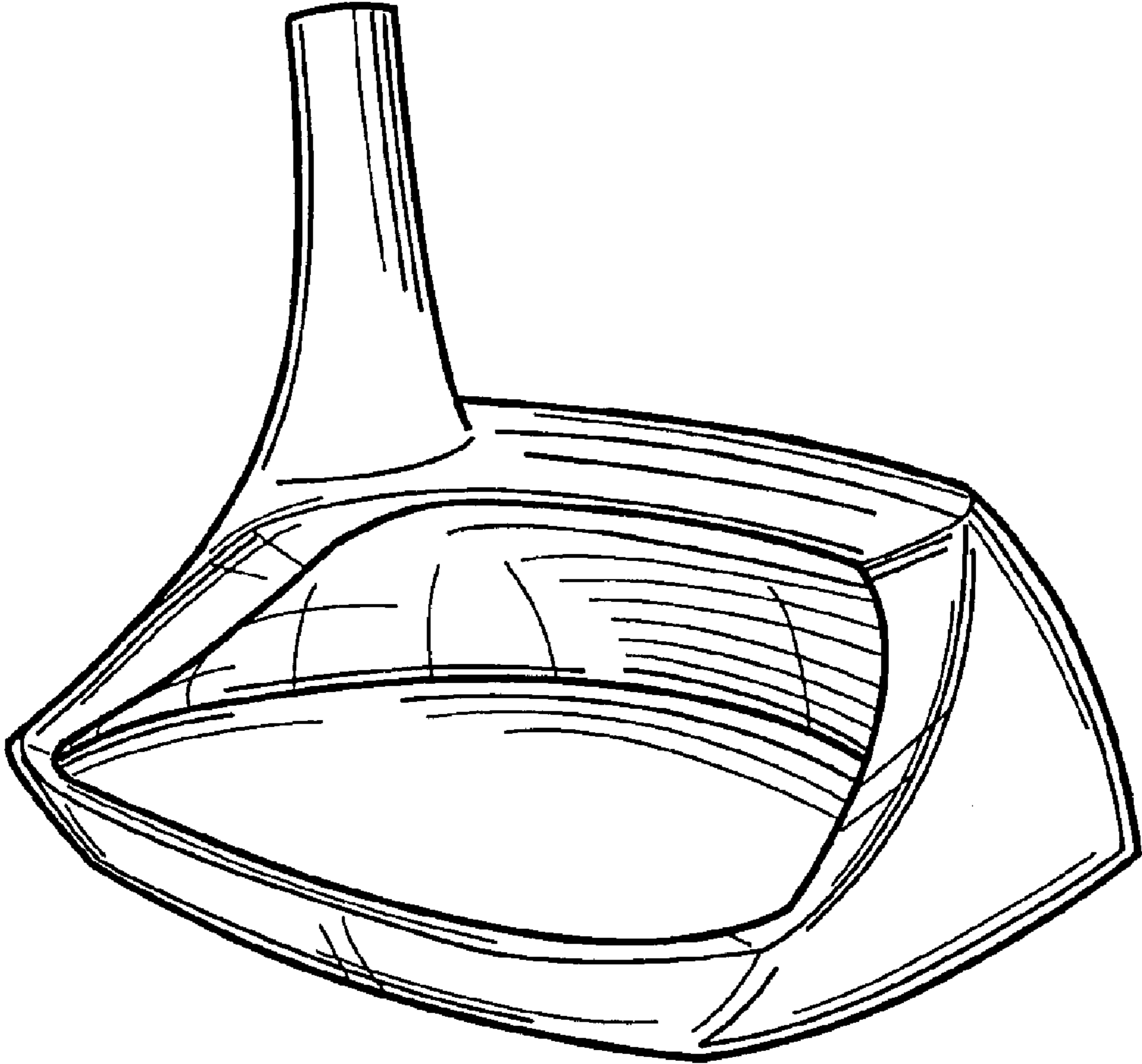


FIG. 1

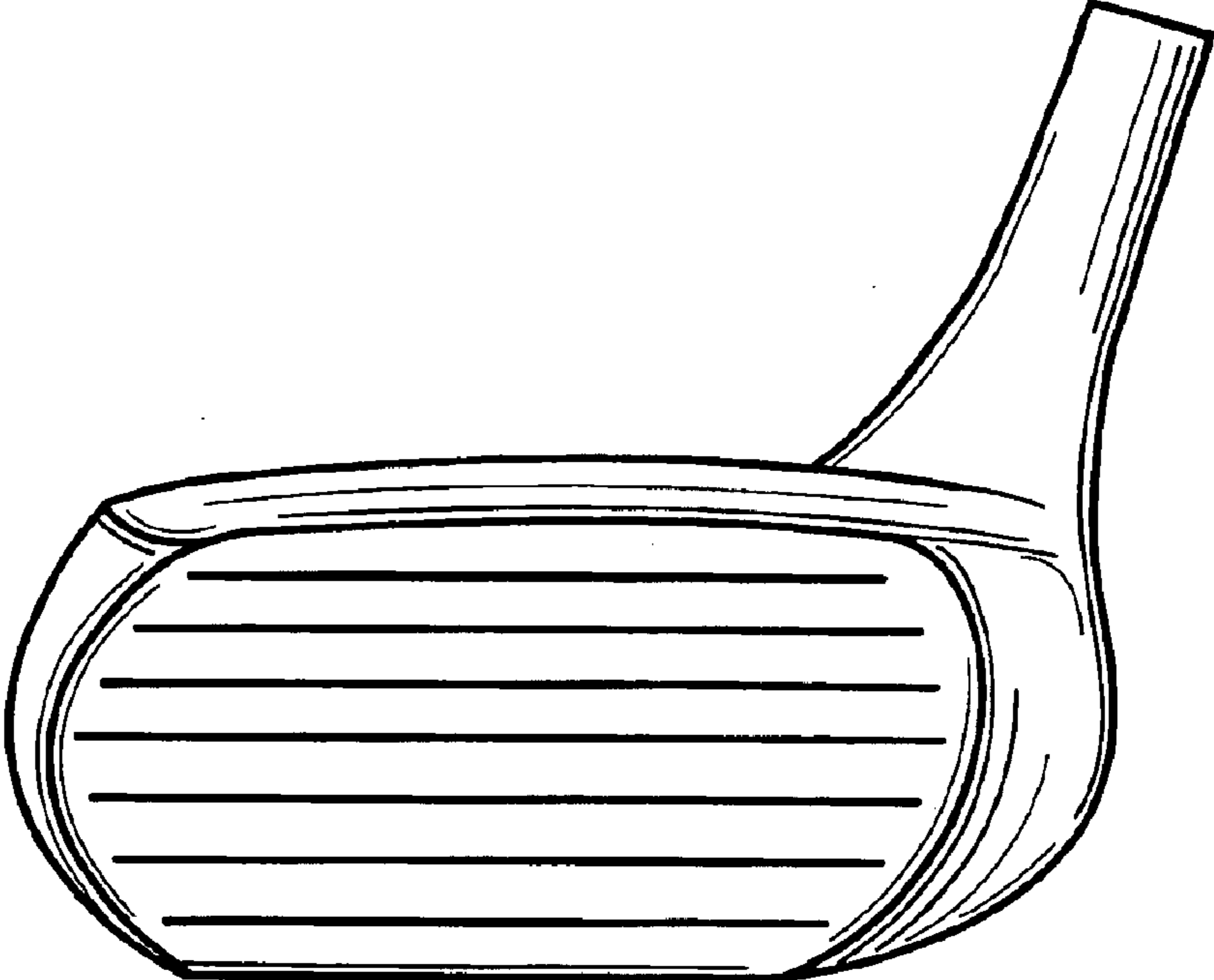


FIG. 2

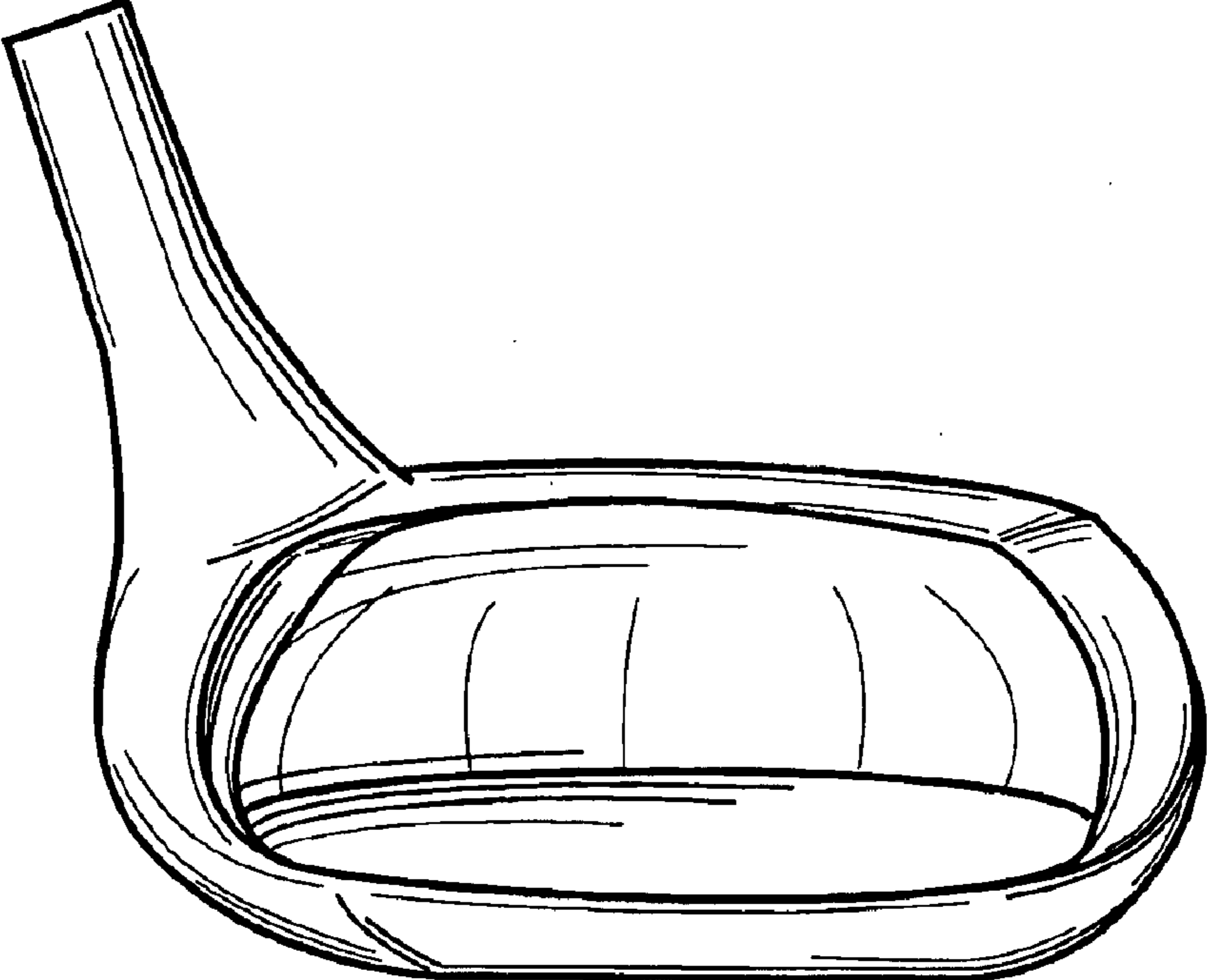


FIG. 3




FIG. 4




FIG. 5




FIG. 6




FIG. 7